

Synthesis of *N*-alkylpyridin-4-ones and thiazolo[3,2-*a*]pyridin-5-ones through Pummerer-type reactions

Jingjia Huang,[†] Gang Hu,^{†,‡} Shaoyu An,[†] Dongding Chen,[†] Minglei Li,^{*,†} and Pingfan Li^{*,†}

[†]State Key Laboratory of Chemical Resource Engineering, Department of Organic Chemistry, Faculty of Science, Beijing University of Chemical Technology, Beijing 100029, China

[‡]Department of Chemistry, Baotou Teacher's College, Baotou 014030, China

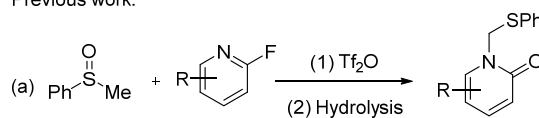
Supporting Information Placeholder

ABSTRACT: *N*-alkylated 4-pyridones were obtained through a one-pot procedure involving either normal or interrupted Pummerer reactions between triflic anhydride activated sulfoxides and 4-fluoropyridine derivatives, followed by hydrolysis. On the other hand, triflic anhydride activated benzyl 6-fluoro-2-pyridyl sulfoxide could react with alkenes or alkynes to afford thiazolo[3,2-*a*]pyridin-5-ones, via the pyridinium salt intermediates.

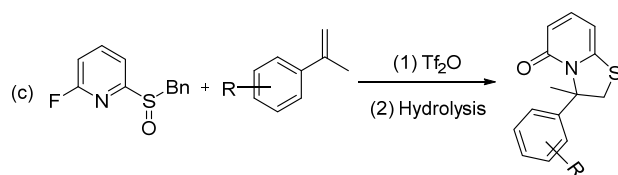
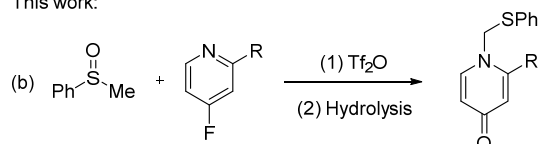
Pyridones are an important class of heterocyclic compounds.^{1a-c} For example, a number of *N*-alkylpyridin-4-one or thiazolo[3,2-*a*]pyridin-5-one structures were reported to have interesting pharmaceutical activities.²⁻¹³ For the synthesis of *N*-alkylpyridin-4-one, alkylation of the parent 4-pyridone, or its tautomeric form 4-hydroxypyridine, would afford a mixture of *N*-/*O*-alkylation products,^{14a-c} namely the *N*-alkylated 4-pyridones or 4-alkoxy-pyridines. Thus, traditional approach to *N*-alkylated 4-pyridones usually involves the condensation between pyran-4-one and amines,^{15a-b} oxidation of piperidin-4-one,¹⁶ alkylation of pyridin-4-one,^{14a-c} as well as other cyclization reactions.^{17a-g} On the other hand, reports on the synthesis of thiazolo[3,2-*a*]pyridin-5-one structures almost always involves the cyclization reactions to construct the pyridone rings.^{18a-c} As part of our research program^{19a-h} on the reactivity of activated sulfoxides,²⁰⁻³⁰ we herein report an alternative Pummerer-type reaction approach to access either *N*-alkylpyridin-4-one or thiazolo[3,2-*a*]pyridin-5-one structures from readily available pyridine derivatives.³¹

Our group has previously reported the synthesis of *N*-alkylpyridin-2-ones^{19a} (Scheme 1a) in which 2-fluoropyridines were involved in either normal or interrupted Pummerer reaction with activated sulfoxides. Simple extension for the synthesis of *N*-alkylpyridin-4-one (Scheme 1b) from 4-fluoropyridines should work just as expected. The proposed reaction mechanisms for either normal or interrupted Pummerer reaction between 4-fluoropyridines with activated sulfoxides are shown in Scheme 2, which are essentially the same as our previous report for the synthesis of *N*-alkylpyridin-2-ones from 2-fluoropyridines.^{19a}

Previous work:

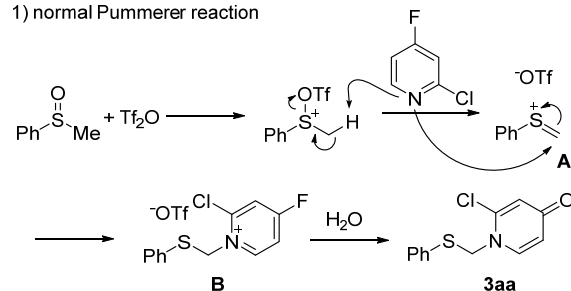


This work:

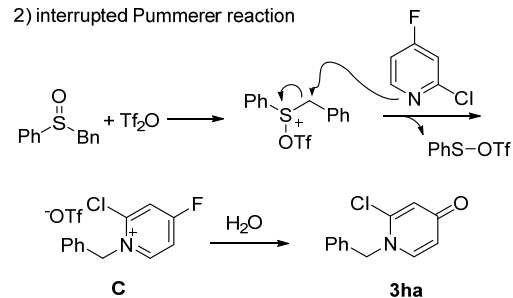


Scheme 1. Pummerer-type reaction approach to access *N*-alkylpyridinones and thiazolo[3,2-*a*]pyridin-5-ones

1) normal Pummerer reaction



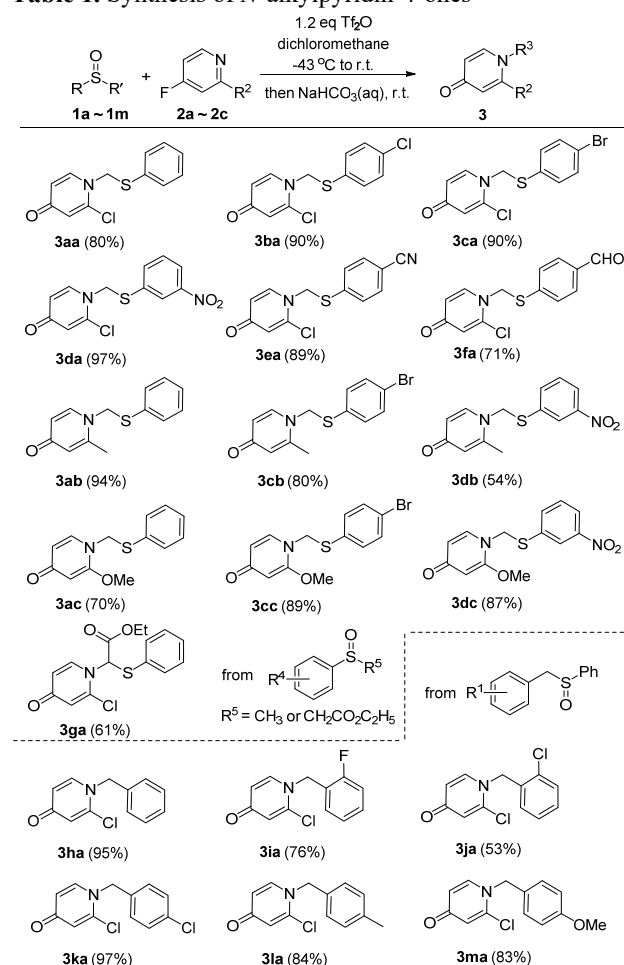
2) interrupted Pummerer reaction



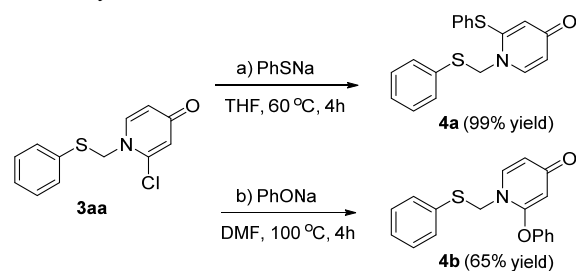
Scheme 2. Proposed reaction mechanisms for the synthesis of *N*-alkylpyridin-4-ones

We directly adopted our previously optimized conditions to access a number of 1-(phenylthio)methylpyridin-4-one and 1-benzylpyridin-4-one type products in good to excellent yields (Table 1). For product derivatization, we were able to substitute the chloro group in **3aa** with PhSNa to give sulfide product **4a**, or with PhONa to give ether product **4b** (Scheme 3). It should be noted that, due to their low nucleophilicity, 2-fluoropyridine^{32a-f} and 2-chloropyridine^{33a-e} were widely used as acid scavengers in reactions involving triflic anhydride activation of sulfoxides or amides. Therefore, our use of electron-deficient pyridines as nucleophiles in Pummerer-type reactions is still very rare.

Table 1. Synthesis of *N*-alkylpyridin-4-ones^a



^aIsolated yields.



Scheme 3. *N*-alkylated 4-pyridone product derivatization

Encouraged by the unusual reactivity between either 2-fluoropyridines or 4-fluoropyridines and triflic anhydride activated sulfoxides (Schemes 1a and 1b), we then turned our attention to explore the possibility of using pyridine-containing sulfoxides for Pummerer-type reactions (Scheme 1c). Serendipitously, α -methylstyrene (**5a**) attacked the triflic anhydride activated methyl 2-pyridyl sulfoxide (**6a**) to afford thiazolo[3,2-*a*]pyridin-4-ium triflate **7aa** in 31% yield (Table 2, entry 1). Addition of 1 eq 2-fluoropyridine as acid scavenger led to an increased yield of 66% (entry 2). Increasing the amount of triflic anhydride to 1.5 eq gave 93% yield of **7aa** (entry 3). Further increasing the amount of 2-fluoropyridine had no significant effect for the reaction (entries 3 and 4). In addition, reagent addition order of 2-fluoropyridine did not affect the reaction yield (entries 3 and 5). So the optimized reaction procedure is: dissolve 1 eq α -methylstyrene (**5a**), 1 eq methyl 2-pyridyl sulfoxide (**6a**), 1 eq 2-fluoropyridine in dichloromethane, then add 1.5 eq Tf_2O at -78°C , gradually warm up the reaction mixture to room temperature overnight before workup and purification by column chromatography. When the reaction was performed on gram scale, 94% yield of desired pyridinium salt **7aa** was isolated (entry 6). When methyl 2-pyridyl sulfoxide (**6a**) was replaced with benzyl 2-pyridyl sulfoxide (**6b**), 86% yield of **7aa** was obtained (entry 7).

Table 2. Optimization of reaction conditions

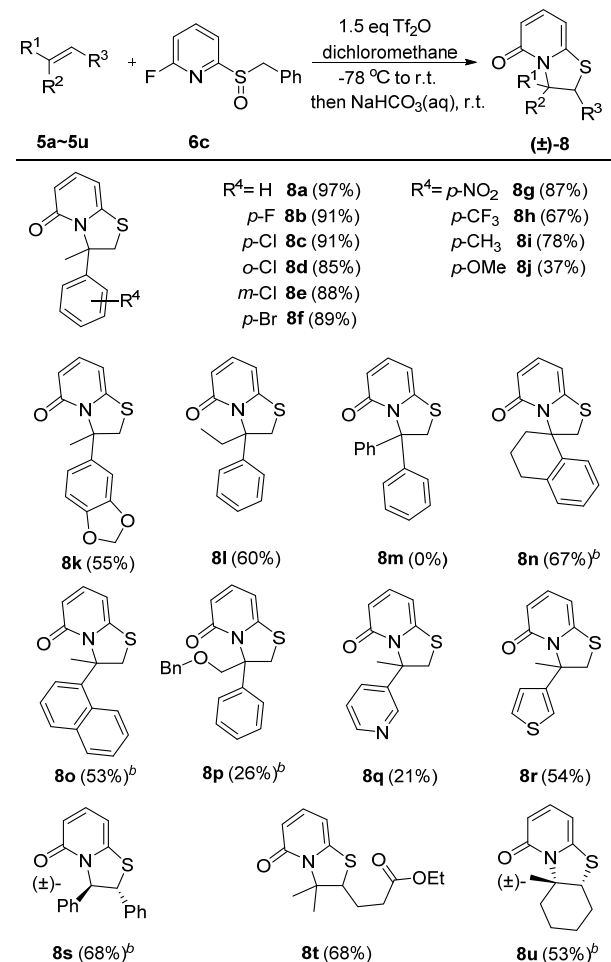
Entry	Sulfoxide	eq of Tf_2O	eq of 2-fluoropyridine	7aa yield (%) ^{a,b}
1	6a	1.2	0	31
2	6a	1.2	1	66
3	6a	1.5	1	93
4	6a	1.5	1.5	92
5 ^c	6a	1.5	1	93
6 ^{c,d}	6a	1.5	1	94
7 ^c	6b	1.5	1	86

^aReactions were performed with 0.4 mmol **5a**. ^bIsolated yields. ^c2-Fluoropyridine was added together with **5a** and **6a**. ^dGram scale reaction was performed with 4 mmol **5a**.

While preparation of thiazolo[3,2-*a*]pyridin-4-ium salts might have its own application in some circumstances, we decided to further explore the conversion of such pyridinium salts into corresponding pyridones. Apparently, the most straightforward means was to switch our substrate to methyl 6-fluoro-2-pyridyl sulfoxide, since the resulting fluoro-pyridinium intermediates should easily hydrolyze to give pyridones. Unfortunately, synthesis of this substrate was not successful in our hands. On the other hand, the related benzyl 6-fluoro-2-pyridyl sulfoxide (**6c**) could be synthesized through a two-step sequence, namely the nucleophilic aromatic substitution between 2,6-difluoropyridine with sodium benzylthiolate, followed by controlled oxidation of the

resulting thioether to give the corresponding sulfoxide. Pleasingly, triflic anhydride activated sulfoxide **6c** did indeed react with α -methylstyrene **5a** to afford thiazolo[3,2-*a*]pyridin-5-one **8a** in 97% yield, most likely through the same kind of pyridinium salt intermediates as **7aa**. We then explored the substrate scope by using a number of alkenes (**5a**–**5u**) to react under these conditions (Table 3). From various substituted α -methylstyrenes, products **8a** to **8i** were obtained in good to excellent yields, while the methoxy containing product **8j** was obtained in lower yield. Acetal group containing product **8k** was also obtained in 55% yield. The use of 1,1-diphenyl ethylene (**5m**) as substrate gave no desired product **8m**, probably due to steric effects. Products containing spiro ring (**8n**) or naphthalene group (**8o**) were also obtained. Products containing other substituents such as pyridine ring (**8q**), and thiophene ring (**8r**), and benzyl ether group (**8p**) could also be obtained, albeit with lower yields. In addition, *trans*-1,2-diphenyl ethylene (**5s**) could react smoothly to give 68% yield of product **8s** as the *trans*-diastereomer, suggesting the reaction to be stereospecific, i.e.

Table 3. Substrate scope for disubstituted and trisubstituted olefins^a

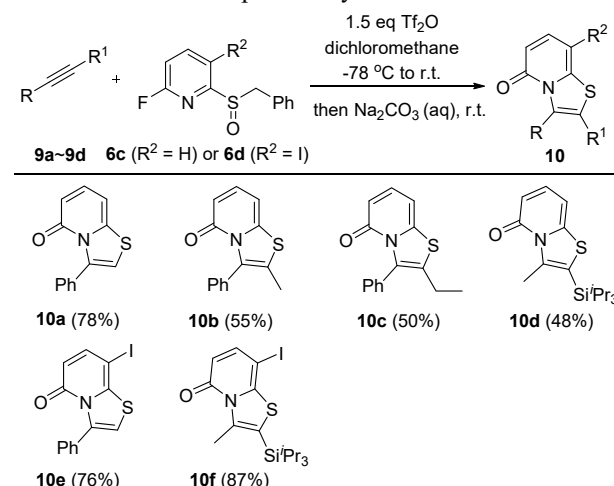


^aIsolated yields. ^bUse 2 eq olefin.

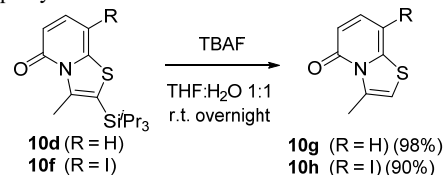
without single bond rotation prior to the cyclization. Trisubstituted olefin (**5t**) having an ester group or 1-methylcyclohexene (**5u**) could react with sulfoxide **6c** to give corresponding products **8t** and **8u** in 68% and 53% yields, respectively.

We have also expanded the substrate scope by using alkynes **9a**–**9d** to react with 6-fluoro-2-pyridyl sulfoxide (**6c**) or 2-(benzylsulfinyl)-6-fluoro-3-iodopyridine (**6d**) to afford desired products **10a**–**10f** in good yields (Table 4). The silyl protected products **10d** and **10f** could also be easily deprotected to give another two thiazolo[3,2-*a*]pyridin-5-ones **10g** and **10h** in high yields (Scheme 4).

Table 4. Substrate scope for alkynes and sulfoxides

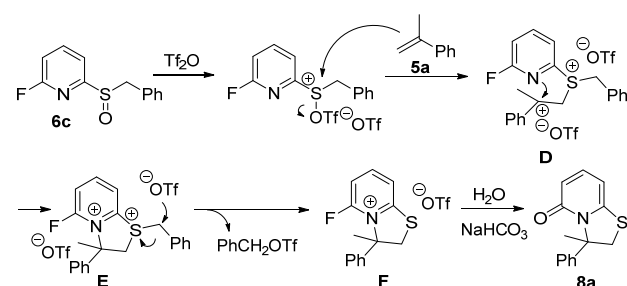


^aUse 2 eq alkyne.



Scheme 4. Silyl group deprotection

The proposed mechanism for the formation of thiazolo[3,2-*a*]pyridin-5-ones is shown in Scheme 5. After the sulfoxide **6c** was activated by triflic anhydride, olefin **5a** would attack the highly electrophilic sulfur to form intermediate **D**, which then underwent intramolecular ring closure to form dicationic intermediate **E**. Since the dicationic



Scheme 5. Proposed reaction mechanism for the synthesis of thiazolo[3,2-*a*]pyridin-5-ones

intermediate **E** should be very electrophilic, the benzyl group could then be substituted by the poorly nucleophilic triflate anion, to form pyridinium salt **F**, similar as **7aa** (see Table 2 for its structure). And finally, product **8a** would be formed by hydrolysis of the fluoro substituted pyridinium intermediate **F** during aqueous work-up.

In conclusion, novel syntheses of pyridone structures from pyridine derivatives were realized. A one-pot synthesis of *N*-alkylated 4-pyridone products was achieved in good to excellent yields through either normal or interrupted Pummerer reactions between triflic anhydride activated sulfoxides and 4-fluoropyridine derivatives, followed by hydrolysis. Similarly, triflic anhydride activated benzyl 6-fluoro-2-pyridyl sulfoxide can react with alkenes or alkynes to give thiazolo[3,2-*a*]pyridin-5-ones, via the pyridinium salt intermediates. The use of readily available pyridine derivatives to explore unusual reactivity with different kinds of activated sulfoxide reagents is the key for the development of this chemistry.

EXPERIMENTAL SECTION

Unless otherwise noted, all materials were purchased from commercial suppliers. Dichloromethane was refluxed over CaH₂, and freshly distilled prior to use. Flash column chromatography was performed using silica gel (normal phase, 200-300 mesh). Reactions were monitored by thin-layer chromatography on silica gel 60-F254 coated 0.2 mm plates. ¹H and ¹³C NMR spectra were recorded on a 400 MHz spectrometer, usually in CDCl₃ with TMS as an internal standard, and the chemical shifts (δ) were reported in parts per million (ppm). The IR spectra (KBr pellets, ν [cm⁻¹]) were taken on a FTIR spectrometer. HRMS measurements were carried out on an ESI-TOF mass spectrometer. Melting points were obtained on a melting point apparatus and were uncorrected.

A. Preparation of sulfoxide substrates

Methyl 2-pyridyl sulfoxide (6a)^{34a-b}: A 100 mL round bottom flask was charged with 2-mercaptopyridine (1.667 g, 1.0 eq, 15 mmol), 30 mL dry tetrahydrofuran, and 3 mL dry MeCN, then cooled to 0 °C. Then, 1,8-diazabicyclo[5.4.0]undec-7-ene (2.2 mL, 1.1 eq, 16.5 mmol) was added and reacted for 5 min. CH₃I (1.0 mL, 1.1 eq, 16.5 mmol) was added drop by drop at 0 °C, the mixture was stirred at room temperature for 4 hours. It was then added 20 mL H₂O, extracted with ethyl acetate (20 mL \times 3), dried over sodium sulfate, purified with flash column chromatography (petroleum ether/ethyl acetate = 20/1), to give 1.713 g methyl pyridyl sulfide as colorless liquid in 91% yield. 1.71 g (1.0 eq, 13.7 mmol) of the obtained methyl pyridyl sulfide was dissolved in 160 mL of dichloromethane (12 ml/mmol), and after cooling to 0 °C, *m*-CPBA (3.602 g, 1.3 eq, 17.8 mmol) dissolved in 60 ml dichloromethane was added drop by drop at 0 °C, stirred at room temperature for 16 h, washed with saturated sodium bicarbonate solution 100 ml \times 3, extracted with dichloromethane 100 ml \times 3, purified with flash column

chromatography (ethyl acetate), to give 658 mg product **6a**, in 34% yield. **6a**: R_f = 0.15 (1:1 petroleum ether/ethyl acetate). ¹H NMR (400 MHz, CDCl₃) δ 8.68–8.55 (m, 1H), 8.02 (d, *J* = 7.9 Hz, 1H), 7.94 (td, *J* = 7.7, 1.7 Hz, 1H), 7.37 (ddd, *J* = 7.5, 4.7, 1.2 Hz, 1H), 2.84 (s, 3H).

Benzyl 2-pyridyl sulfoxide (6b)^{35a-b}: 2-Mercaptopyridine (2.224 g, 20 mmol), benzyl bromide (3.415 g, 20 mmol), 30 mL of CH₃CN and triethylamine (3.1 mL, 22.2 mmol) were added to a 50 mL round bottom flask. Stirred at r.t. for 4 h, and was taken up in 1:1 hexanes/ether (200 mL), washed with 1 \times NaHCO₃ (100 mL), 2 \times H₂O (100 mL), 1 \times brine (100 mL), dried with Na₂SO₄, filtered, rotary evaporated to give 3.216 g thioether product (80% crude yield). 3.216 g (1.0 eq, 16 mmol) of the obtained thioether was dissolved in 160 mL of dichloromethane, and after cooling to 0 °C, *m*-CPBA (3.238 g, 1.0 eq, 16 mmol) dissolved in 80 ml dichloromethane was added drop by drop at 0 °C, stirred at room temperature for 16 h, washed with saturated sodium bicarbonate solution 100 ml \times 3, extracted with dichloromethane 100 ml \times 3, purified with flash column chromatography (2:1 petroleum ether/ethyl acetate), to give 1.736 g product **6b** in 50% yield. ¹H NMR (400 MHz, CDCl₃) δ 8.67 (d, *J* = 4.4 Hz, 1H), 7.77 (t, *J* = 7.6 Hz, 1H), 7.60 (d, *J* = 7.6 Hz, 1H), 7.34 (dd, *J* = 7.6, 4.8 Hz, 1H), 7.24 (m, 3H), 7.02 (d, *J* = 7.2 Hz, 2H), 4.37 (d, *J* = 13.2 Hz, 1H), 4.06 (d, *J* = 13.2 Hz, 1H).

Benzyl 6-fluoro-2-pyridyl sulfoxide (6c): A 100 mL dry round bottom flask was charged with sodium hydride (60%, 306 mg, 1.3 eq, 7.39 mmol), 20 mL of tetrahydrofuran, and benzyl mercaptan (0.9 mL, 1.3 eq, 7.39 mmol) was added at 0 °C. 2,6-difluoropyridine (653 mg, 1.0 eq, 5.68 mmol, dissolved in 8 mL of dry tetrahydrofuran) was added slowly, and reacted at room temperature for 28 h. After the reaction was complete, the tetrahydrofuran was evaporated, added with 30 mL water, extracted with ethyl acetate 30 mL \times 3, dried over anhydrous Na₂SO₄, and evaporated to dryness to give the crude product of 6-fluoropyridylbenzyl thioether. To a 100 mL round bottom flask was added 1.244 g (1.0 eq, 5.68 mmol) of crude thioether, 50 mL of dichloromethane. *m*-CPBA (1.154 g, 1.0 eq, 5.68 mmol, 85%, dissolved in 20 mL dichloromethane) was slowly added at 0 °C. The reaction was carried out at room temperature until the starting material was consumed, was washed with saturated sodium bicarbonate solution three times and once with brine. The organic phase was dried over anhydrous sodium sulfate, and purified with flash column chromatography (petroleum ether/ethyl acetate 5:1) to give 927 mg **6c** as a white solid in 69% yield. **6c**: R_f = 0.15 (5:1 petroleum ether/ethyl acetate); mp 94–96 °C. ¹H NMR (400 MHz, CDCl₃) δ 7.87 (dd, *J* = 15.6, 7.6 Hz, 1H), 7.51 (dd, *J* = 7.4, 1.5 Hz, 1H), 7.35–7.20 (m, 3H), 7.10–7.01 (m, 2H), 6.98 (dd, *J* = 8.4, 2.4 Hz, 1H), 4.37 (d, *J* = 13.2 Hz, 1H), 4.06 (d, *J* = 13.2 Hz, 1H). ¹⁹F NMR (376 MHz, CDCl₃) δ -66.05 (s). ¹³C {¹H} NMR (100 MHz, CDCl₃) δ 162.4 (d, *J* = 248.5 Hz), 161.3 (d, *J* = 12.1 Hz), 142.4 (d, *J* = 8.1 Hz), 130.2, 128.9, 128.3, 128.3, 118.2 (d, *J* = 4.0 Hz), 110.7 (d, *J* = 36.0 Hz), 59.6. IR (KBr) ν (cm⁻¹) 3085, 3031, 2820, 1588, 1496, 1436, 1410, 1264, 1140, 1077, 1055, 991, 891, 801, 764, 699. HRMS(ESI): calculated for

C₁₂H₁₀FNNaOS⁺ [M+Na]⁺ *m/z*: 258.0359, found: 258.0358.

Benzyl 6-fluoro-3-iodo-2-pyridyl sulfoxide (6d): A 50 mL flame dried round bottom flask was charged with diisopropylamine (0.84 mL, 1.0 eq, 6 mmol), 5 mL dry THF under N₂, *n*-butyllithium (3.8 mL, 1.0 eq, 6 mmol, 1.6 M) was added at -78 °C. After 20 min, 2,6-difluoropyridine (0.55 mL, 1.0 eq, 6 mmol) was added, and reacted 1 h. I₂ (1.6 g, 1.125 eq, 6.75 mmol) was added at -78 °C over 10 min, then r.t. reacted 1 h. Added 5 mL 10% Na₂SO₃, extracted with 25 mL EA, dried over Na₂SO₄, purified with flash column chromatography (petroleum ether), recrystallization with petroleum ether, to give 1.14 g 2,6-difluoro-3-iodopyridine. 100 mL flame dried round bottom flask was charged with 2,6-difluoro-3-iodopyridine (1.5 g, 1.0 eq, 10 mmol), K₂CO₃ (2.76 g, 2.0 eq, 20 mmol), 50 mL DMSO. Phenylmethanethiol (1.2 mL, 1.05 eq, 10.5 mmol) was added at r.t., and reacted 24 h. Added 200 mL H₂O, Extracted with ethyl acetate, dried over Na₂SO₄, purified with flash column chromatography (petroleum ether), to give 1.565 g 2-(benzylthio)-6-fluoro-3-iodopyridine. 1.565 g (1.0 eq, 4.5 mmol) of the obtained 2-(benzylthio)-6-fluoro-3-iodopyridine was dissolved in 50 mL of dichloromethane, and after cooling to 0 °C, *m*-CPBA (910 mg, 1.0 eq, 4.5 mmol) dissolved in 30 mL dichloromethane was added drop by drop at 0 °C, stirred at room temperature for 16 h, washed with saturated sodium bicarbonate solution 30 mL × 3, extracted with dichloromethane 30 mL × 3, purified with flash column chromatography (2:1 petroleum ether/ethyl acetate), to give 1.124 g of product **6d**, yield 69%. *R_f* = 0.22 (2:1 petroleum ether/ethyl acetate); mp 118–120 °C. ¹H NMR (400 MHz, CDCl₃) δ 8.13 (dd, *J* = 8.4, 6.8 Hz, 1H), 7.36–7.25 (m, 3H), 7.19 (dd, *J* = 8.4, 3.2 Hz, 2H), 6.88 (dd, *J* = 8.4, 3.2 Hz, 1H), 4.29 (d, *J* = 12.8, 1H), 4.25 (d, *J* = 12.8, 1H). ¹⁹F NMR (376 MHz, CDCl₃) δ -65.09 (s). ¹³C{¹H} NMR (100 MHz, CDCl₃) δ 163.9 (d, *J* = 251.5 Hz), 160.6 (d, *J* = 10.1 Hz), 151.8 (d, *J* = 8.1 Hz), 129.9, 128.9, 128.6, 128.4, 114.1 (d, *J* = 37.4 Hz), 86.8 (d, *J* = 4.0 Hz), 60.1. IR (neat) ν 3060, 1558, 1428, 1334, 1259, 1075, 1060, 1009, 912, 830, 765, 733, 698 cm⁻¹. HRMS[ESI]: calculated for C₁₂H₁₀FINOS⁺ [M+H]⁺ *m/z*: 361.9506, found: 361.9510.

B. Preparation of olefin substrates

General Procedure 1³⁶. To a flame-dried 100 mL round bottom flask, Ph₃PBr (1.2 eq, 4.284 g, 12 mmol) was added. Under nitrogen atmosphere, 40 mL tetrahydrofuran and 5 mL of *n*-BuLi (2.4 M, 1.2 eq, 12 mmol) was added at 0 °C. After 1 h, ketone (1.0 eq, 10 mmol) was added at room temperature. When the raw materials are exhausted, the reaction is quenched with ammonium chloride solution, extracted with petroleum ether (50 mL × 3), dried over anhydrous sodium sulfate, and then purified with flash column chromatography (petroleum ether).

General Procedure 2³⁷. To a flame-dried 100 mL round bottom flask, Ph₃PBr (1.2 eq, 4.284 g, 12 mmol) was added. Under nitrogen atmosphere, 40 mL tetrahydrofuran and 12 mL of *t*-BuOK (1.0 M, 1.2 eq, 12 mmol) was added at 0 °C.

After 1 h, ketone (1.0 eq, 10 mmol) was added at room temperature. When the raw materials are exhausted, the reaction is quenched with ammonium chloride solution, extracted with petroleum ether (50 mL × 3), dried over anhydrous sodium sulfate, and then purified with flash column chromatography (petroleum ether).

1-Fluoro-4-(prop-1-en-2-yl)benzene (5b) was synthesized according to General Procedure 1 from 1-(4-fluorophenyl)ethan-1-one (1.38 g, 10 mmol), to give 761 mg product **5b** as colorless liquid in 56% yield. ¹H NMR (400 MHz, CDCl₃) δ 7.47–7.41 (m, 2H), 7.08–6.95 (m, 2H), 5.32 (s, 1H), 5.08 (s, 1H), 2.15 (s, 3H).

1-Chloro-4-(prop-1-en-2-yl)benzene (5c) was synthesized according to General Procedure 1 from 1-(4-chlorophenyl)ethan-1-one (1.54 g, 10 mmol), to give 1.50 g product **5c** as colorless liquid in 98% yield. ¹H NMR (400 MHz, CDCl₃) δ 7.41 (d, *J* = 6.8 Hz, 2H), 7.31 (d, *J* = 8.4 Hz, 2H), 5.38 (s, 1H), 5.12 (s, 1H), 2.15 (s, 3H).

1-Chloro-2-(prop-1-en-2-yl)benzene (5d) was synthesized according to General Procedure 1 from 1-(2-chlorophenyl)ethan-1-one (1.54 g, 10 mmol), to give 1.145 g product **5d** as colorless liquid in 75% yield. ¹H NMR (400 MHz, CDCl₃) δ 7.41–7.35 (m, 1H), 7.25–7.17 (m, 3H), 5.26 (s, 1H), 5.00 (s, 1H), 2.14 (s, 3H).

1-Chloro-3-(prop-1-en-2-yl)benzene (5e) was synthesized according to General Procedure 1 from 1-(3-chlorophenyl)ethan-1-one (1.54 g, 10 mmol), to give 1.055 g product **5e** as colorless liquid in 69% yield. ¹H NMR (400 MHz, CDCl₃) δ 7.38 (s, 1H), 7.34–7.30 (m, 1H), 7.25–7.20 (m, 2H), 5.32 (s, 1H), 5.07 (s, 1H), 2.07 (s, 3H).

1-Bromo-4-(prop-1-en-2-yl)benzene (5f) was synthesized according to General Procedure 1 from 1-(4-bromophenyl)ethan-1-one (1.99 g, 10 mmol), to give 1.055 g product **5f** as colorless liquid in 83% yield. ¹H NMR (400 MHz, CDCl₃) δ 7.45 (d, *J* = 8.8 Hz, 2H), 7.33 (d, *J* = 8.8 Hz, 2H), 5.37 (s, 1H), 5.11 (s, 1H), 2.14 (s, 3H).

1-Nitro-4-(prop-1-en-2-yl)benzene (5g) was synthesized according to General Procedure 1 from 1-(4-nitrophenyl)ethan-1-one (1.65 g, 10 mmol), to give 761 mg product **5g** as colorless liquid in 47% yield. ¹H NMR (400 MHz, CDCl₃) δ 8.18 (d, *J* = 8.8 Hz, 2H), 7.59 (d, *J* = 9.3 Hz, 2H), 5.52 (s, 1H), 5.29 (s, 1H), 2.19 (s, 3H).

1-(Prop-1-en-2-yl)-4-(trifluoromethyl)benzene (5h) was synthesized according to General Procedure 1 from 1-(4-(trifluoromethyl)phenyl)ethan-1-one (1.88 g, 10 mmol), to give 767 mg product **5h** as colorless liquid in 41% yield. ¹H NMR (400 MHz, CDCl₃) δ 7.62 (d, *J* = 8.8 Hz, 2H), 7.58 (d, *J* = 8.8 Hz, 2H), 5.45 (s, 1H), 5.21 (s, 1H), 2.18 (s, 3H).

1-Methyl-4-(prop-1-en-2-yl)benzene (5i) was synthesized according to General Procedure 1 from 1-(*p*-tolyl)ethan-1-one (1.34 g, 10 mmol), to give 1.415 g product **5i** as colorless liquid in 99% yield. ¹H NMR (400 MHz, CDCl₃) δ 7.41 (d, *J* = 8.0 Hz, 2H), 7.20 (d, *J* = 8.0 Hz, 2H), 5.38 (s, 1H), 5.08 (s, 1H), 2.39 (s, 3H), 2.18 (s, 3H).

1-Methoxy-4-(prop-1-en-2-yl)benzene (5j) was synthesized according to General Procedure 1 from 1-(4-methoxyphenyl)ethan-1-one (1.50 g, 10 mmol), to give 1.416 g product **5j** as colorless liquid in 96% yield. ¹H NMR (400 MHz,

CDCl₃) δ 7.46 (d, J = 8.8 Hz, 2H), 6.91 (d, J = 8.8 Hz, 2H), 5.34 (s, 1H), 5.04 (s, 1H), 3.84 (s, 3H), 2.18 (s, 3H).

5-(Prop-1-en-2-yl)benzo[d][1,3]dioxole (5k) was synthesized according to General Procedure 1 from 1-(benzo[d][1,3]dioxol-5-yl)ethan-1-one (1.64 g, 10 mmol), to give 1.37 g product **5k** as colorless liquid in 85% yield. ¹H NMR (400 MHz, CDCl₃) δ 7.00 (d, J = 1.6 Hz, 1H), 6.96 (dd, J = 8.0, 1.6 Hz, 1H), 6.78 (d, J = 8.0 Hz, 1H), 5.96 (s, 2H), 5.28 (s, 1H), 5.01 (s, 1H), 2.12 (s, 3H).

But-1-en-2-ylbenzene (5l) was synthesized according to General Procedure 1 from propiophenone (1.34 g, 10 mmol), to give 1.145 g product **5l** as colorless liquid in 87% yield. ¹H NMR (400 MHz, CDCl₃) δ 7.39–7.33 (m, 2H), 7.27 (t, J = 7.2 Hz, 2H), 7.23–7.18 (m, 1H), 5.22 (s, 1H), 5.01 (s, 1H), 2.46 (q, J = 7.2 Hz, 2H), 1.05 (t, J = 7.2 Hz, 3H).

Ethene-1,1-diylidibenzene (5m) was synthesized according to General Procedure 1 from benzophenone (1.82 g, 10 mmol), to give 1.69 g product **5m** as colorless liquid in 94% yield. ¹H NMR (400 MHz, CDCl₃) δ 7.64–7.29 (m, 10H), 5.51 (s, 2H).

1-Methylene-1,2,3,4-tetrahydronaphthalene (5n) was synthesized according to General Procedure 2 from 3,4-dihydronaphthalen-1(2H)-one (1.46 g, 10 mmol), to give 1.270 g product **5n** as colorless liquid in 44% yield. ¹H NMR (400 MHz, CDCl₃) δ 7.71–7.64 (m, 1H), 7.22–7.09 (m, 3H), 5.50 (s, 1H), 4.98 (s, 1H), 2.87 (t, J = 6.4 Hz, 2H), 2.61–2.53 (m, 2H), 1.91 (q, J = 6.4 Hz, 2H).

1-(Prop-1-en-2-yl)naphthalene (5o) was synthesized according to General Procedure 1 from 1-(naphthalen-1-yl)ethan-1-one (1.70 g, 10 mmol), to give 1.45 g product **5o** as colorless liquid in 86% yield. ¹H NMR (400 MHz, CDCl₃) δ 8.16–8.09 (m, 1H), 7.93–7.87 (m, 1H), 7.80 (d, J = 8.4 Hz, 1H), 7.57–7.44 (m, 3H), 7.36 (d, J = 6.8 Hz, 1H), 5.49–5.45 (m, 1H), 5.15–5.10 (m, 1H), 2.27 (s, 3H).

*3-(Benzyloxy)prop-1-en-2-ylbenzene (5p)*³⁸: To a dry 100 mL reaction flask, added benzyl alcohol (1.07 g, 1.0 eq, 9.89 mmol), 20 mL dry tetrahydrofuran, sodium hydride (237 mg, 1.0 eq, 9.89 mmol), reacted at room temperature for 30 min. 3-bromo-2-phenyl 1-propene 1.95 g (1.0 eq, 9.89 mmol) was added, heated to reflux until the starting material was consumed. After petroleum ether extraction, purified with flash column chromatography (petroleum ether / ethyl acetate = 20/1) to give 1.38 g of product **5p**, yield 60%. ¹H NMR (400 MHz, CDCl₃) δ 7.55–7.48 (m, 2H), 7.41–7.28 (m, 8H), 5.60 (s, 1H), 5.42 (s, 1H), 4.61 (s, 2H), 4.46 (s, 2H).

3-(Prop-1-en-2-yl)pyridine (5q) was synthesized according to General Procedure 2 from 1-(pyridin-3-yl)ethan-1-one (1.24 g, 10 mmol), to give 0.843 g product **5q** as colorless liquid in 71% yield. ¹H NMR (400 MHz, CDCl₃) δ 8.71 (d, J = 2.0 Hz, 1H), 8.48 (dd, J = 4.8, 1.6 Hz, 1H), 7.82–7.60 (m, 1H), 7.33–7.12 (m, 1H), 5.40 (s, 1H), 5.16 (s, 1H), 2.15 (s, 3H).

3-(Prop-1-en-2-yl)thiophene (5r) was synthesized according to General Procedure 1 from 1-(thiophen-3-yl)ethan-1-one (1.26 g, 10 mmol), to give 0.966 g product **5r** as colorless liquid in 78% yield. ¹H NMR (400 MHz, CDCl₃) δ 7.31–7.23 (m, 2H), 7.19 (s, 1H), 5.35 (s, 1H), 5.02 (s, 1H), 2.12 (s, 3H).

*Ethyl 5-methylhex-4-enoate (5t)*³⁹: To a 50 mL round bottom flask, added 2-methyl-3-buten-2-ol (2.0 g, 1.0 eq, 23.3 mmol), 1,1,1-triethoxyethane (37.8 g, 10 eq, 233 mmol), cyclohexane-carboxylic acid (297 mg, 0.1 eq, 2.32 mmol), charged with a reflux condenser, refluxed for 3 h in an oil bath. When cooling to room temperature, extracted with ethyl acetate 30 mL \times 3, organic phase washed with 10% HCl, saturated Na₂CO₃, saturated NaCl solution, dried with anhydrous Na₂SO₄. Purified with flash column chromatography (petroleum ether/ethyl acetate = 30/1) to give 1.223 g of product **5t**, yield 34%. ¹H NMR (400 MHz, CDCl₃) δ 5.05 (d, J = 0.9 Hz, 1H), 4.09 (dq, J = 7.1, 1.9 Hz, 2H), 2.27 (s, 4H), 1.65 (s, 3H), 1.59 (s, 3H), 1.22 (td, J = 7.0, 1.8 Hz, 3H).

C. Synthesis 4-pyridinones through Pummerer-type reactions

General Procedure A: To a flame-dried Schlenk tube, sulfoxide (**1**) (1 eq, 0.3 mmol) and 4-fluoropyridine (**2**) (2.4 eq, 0.72 mmol) were added, and then dissolved with dichloromethane (6 mL) before cooling down to -43 °C. 1.2 eq Tf₂O (60 μ L, 0.36 mmol) was added dropwise, and then gradually warming up to room temperature over 10 hours. The reaction was quenched with saturated sodium bicarbonate solution, stir vigorously for about 20 minutes (**3ab**、**3cb** and **3db**、**3ac**、**3cc** and **3dc**, stir vigorously for about 12 h), diluted with water, extracted with dichloromethane, dried over sodium sulfate, and purified with flash column chromatography (petroleum ether/ethyl acetate/dichloromethane 6:3:1 to 3:3:1) to give 61 mg product **3aa** as a solid in 80% yield.

2-Chloro-1-((phenylthio)methyl)pyridin-4(1H)-one (3aa)^{19a} was synthesized according to General Procedure A from methyl phenyl sulfoxide (**1a**) (42 mg, 0.3 mmol), 2-chloro-4-fluoropyridine (**2a**) (2.4 eq, 94mg, 0.72 mmol), eluted by 6:3:1 petroleum ether/ethyl acetate/dichloromethane to 3:3:1 petroleum ether/ethyl acetate/dichloromethane, to give 61 mg product **3aa** as a white solid in 80% yield. R_f = 0.51 (10:1 dichloromethane/methanol) mp 166–168 °C. ¹H NMR (400 MHz, CDCl₃) δ 7.45–7.38 (m, 3H), 7.38–7.31 (m, 2H), 6.89 (d, J = 7.6 Hz, 1H), 6.48 (d, J = 2.4 Hz, 1H), 6.14 (dd, J = 7.6, 2.4 Hz, 1H), 5.21 (s, 2H). ¹³C{¹H} NMR (100 MHz, CDCl₃) δ 178.5, 140.9, 140.1, 135.3, 130.0, 129.9, 129.7, 119.5, 117.6, 59.9. HRMS[ESI]: calculated for C₁₂H₁₁ClNOS⁺ [M+H]⁺ : 252.0244, found 252.0244.

2-Chloro-1-(((4-chlorophenyl)thio)methyl)pyridin-4(1H)-one (3ba) was synthesized according to General Procedure A from 4-chlorophenyl methyl sulfoxide (**1b**) (52 mg, 0.3 mmol), 2-chloro-4-fluoropyridine (**2a**) (2.4 eq, 94mg, 0.72 mmol), eluted by 6:3:1 petroleum ether/ethyl acetate/dichloromethane to 3:3:1 petroleum ether/ethyl acetate/dichloromethane, to give 77 mg product **3ba** as a colorless liquid in 90% yield. **3ba**: R_f = 0.48 (10:1 dichloromethane/methanol). ¹H NMR (400 MHz, CDCl₃) δ 7.34 (q, J = 8.4 Hz, 4H), 7.01 (d, J = 7.6 Hz, 1H), 6.45 (s, 1H), 6.15 (d, J = 7.6 Hz, 1H), 5.23 (s, 2H). ¹³C{¹H} NMR (100 MHz,

CDCl₃) δ 178.4, 140.7, 140.1, 136.4, 136.3, 129.7, 128.4, 119.4, 117.6, 59.4. IR (neat) ν 3386, 3062, 2958, 1629, 1578, 1458, 1176, 1093 cm⁻¹. HRMS[ESI]: calculated for C₁₂H₁₀Cl₂NOS⁺ [M+H]⁺: 285.9855, found 285.9857.

1-(((4-Bromophenyl)thio)methyl)-2-chloropyridin-4(1H)-one (3ca) was synthesized according to General Procedure A from 4-bromophenyl methyl sulfoxide (**1c**) (66 mg, 0.3 mmol), 2-chloro-4-fluoropyridine (**2a**) (2.4 eq, 94mg, 0.72 mmol), eluted by 6:3:1 petroleum ether/ethyl acetate/dichloromethane to 3:3:1 petroleum ether/ethyl acetate/dichloromethane, to give 90 mg product **3ca** as a light yellow solid in 90% yield. **3ca**: R_f = 0.48 (10:1 dichloromethane/methanol) mp 141–143 °C. ¹H NMR (400 MHz, CDCl₃) δ 7.49 (d, *J* = 8.4 Hz, 2H), 7.28 (d, *J* = 8.4 Hz, 2H), 6.94 (d, *J* = 8.0 Hz, 1H), 6.48 (d, *J* = 2.4 Hz, 1H), 6.18 (dd, *J* = 8.4, 2.4 Hz, 1H), 5.19 (s, 2H). ¹³C {¹H} NMR (100 MHz, CDCl₃) δ 178.5, 140.8, 134.0, 136.8, 132.9, 129.1, 124.8, 119.7, 117.9, 59.5. IR (neat) ν 3402, 3066, 2960, 1632, 1574, 1463, 1387, 1175, 1045, 1009, 854, 816 cm⁻¹. HRMS[ESI]: calculated for C₁₂H₁₀BrClNOS⁺ [M+H]⁺: 329.9355, found 329.9356.

2-Chloro-1-(((3-nitrophenyl)thio)methyl)pyridin-4(1H)-one (3da) was synthesized according to General Procedure A from 1-(methylsulfinyl)-3-nitrobenzene (**1d**) (56 mg, 0.3 mmol), 2-chloro-4-fluoropyridine (**2a**) (2.4 eq, 94mg, 0.72 mmol), eluted by 6:3:1 petroleum ether/ethyl acetate/dichloromethane to 3:3:1 petroleum ether/ethyl acetate/dichloromethane, to give 87 mg product **3da** as a light yellow solid in 97% yield. **3da**: R_f = 0.40 (10:1 dichloromethane/methanol) mp 124–126 °C. ¹H NMR (400 MHz, CDCl₃) δ 8.38 (s, 1H), 8.25 (d, *J* = 8.0 Hz, 1H), 7.66 (d, *J* = 7.6 Hz, 1H), 7.54 (t, *J* = 7.9 Hz, 1H), 7.06 (d, *J* = 7.6 Hz, 1H), 6.45 (s, 1H), 6.18 (d, *J* = 7.6 Hz, 1H), 5.33 (s, 2H). ¹³C {¹H} NMR (100 MHz, CDCl₃) δ 178.4, 148.6, 140.7, 140.6, 139.8, 139.8, 132.7, 130.5, 129.2, 124.6, 119.7, 118.2, 58.8. IR (neat) ν 3422, 3067, 2921, 1637, 1618, 1458, 1350, 1177, 1045 cm⁻¹. HRMS[ESI]: calculated for C₁₂H₁₀ClN₂O₃S⁺ [M+H]⁺: 297.0095, found 297.0099.

4-(((2-Chloro-4-oxopyridin-1(4H)-yl)methyl)thio)benzotrile (3ea) was synthesized according to General Procedure A from 4-(methylsulfinyl)benzotrile (**1e**) (50 mg, 0.3 mmol), 2-chloro-4-fluoropyridine (**2a**) (2.4 eq, 94mg, 0.72 mmol), eluted by 6:3:1 petroleum ether/ethyl acetate/dichloromethane to 3:3:1 petroleum ether/ethyl acetate/dichloromethane, to give 75 mg product **3ea** as a white yellow solid in 89% yield. **3ea**: R_f = 0.45 (10:1 dichloromethane/methanol) mp 166–168 °C. ¹H NMR (400 MHz, CDCl₃) δ 7.63 (d, *J* = 8.4 Hz, 2H), 7.53 (d, *J* = 8.4 Hz, 2H), 7.07 (d, *J* = 8.0 Hz, 1H), 6.45 (d, *J* = 2.4 Hz, 1H), 6.19 (dd, *J* = 7.6, 2.4 Hz, 1H), 5.31 (s, 2H). ¹³C {¹H} NMR (100 MHz, CDCl₃) δ = 178.4, 140.7, 139.7, 136.9, 134.4, 133.0, 119.7, 118.2, 117.7, 113.3, 58.4. IR (neat) ν 3421, 3017, 2226, 1626, 1561, 1463, 1249, 1173, 1046, 829 cm⁻¹. HRMS[ESI]: calculated for C₁₃H₁₀ClN₂OS⁺ [M+H]⁺: 277.0202, found 277.0201.

4-(((2-Chloro-4-oxopyridin-1(4H)-yl)methyl)thio)benzaldehyde (3fa) was synthesized according to General Procedure A from 4-(methylsulfinyl)benzaldehyde (**1f**) (50 mg,

0.3 mmol), 2-chloro-4-fluoropyridine (**2a**) (2.4 eq, 94mg, 0.72 mmol), eluted by 6:3:1 petroleum ether/ethyl acetate/dichloromethane to 3:3:1 petroleum ether/ethyl acetate/dichloromethane, to give 59 mg product **3fa** as a colorless liquid in 71% yield. **3fa**: R_f = 0.36 (10:1 dichloromethane/methanol). ¹H NMR (400 MHz, CDCl₃) δ 9.99 (s, 1H), 7.83 (d, *J* = 7.6 Hz, 2H), 7.56 (d, *J* = 7.6 Hz, 2H), 7.06 (d, *J* = 7.6 Hz, 1H), 6.44 (s, 1H), 6.14 (d, *J* = 7.6 Hz, 1H), 5.33 (s, 2H). ¹³C {¹H} NMR (100 MHz, CDCl₃) δ 191.0, 178.4, 140.8, 139.9, 138.1, 136.4, 134.2, 130.4, 119.6, 118.0, 58.5. IR (neat) ν 3392, 3067, 1698, 1624, 1598, 1462, 1174, 1045, 836, 688 cm⁻¹. HRMS[ESI]: calculated for C₁₃H₁₁ClNO₂S⁺ [M+H]⁺: 280.0199, found 280.0201.

Ethyl 2-(2-chloro-4-oxopyridin-1(4H)-yl)-2-(phenylthio)acetate (3ga) was synthesized according to General Procedure A from ethyl 2-(phenylsulfinyl)acetate (**1g**) (64 mg, 0.3 mmol), 2-chloro-4-fluoropyridine (**2a**) (2.4 eq, 94mg, 0.72 mmol), eluted by 6:3:1 petroleum ether/ethyl acetate/dichloromethane to 3:3:1 petroleum ether/ethyl acetate/dichloromethane, to give 59 mg product **3ga** as a colorless liquid in 61% yield. **3ga**: R_f = 0.51 (10:1 dichloromethane/methanol). ¹H NMR (400 MHz, CDCl₃) δ 7.89 (s, 1H), 7.44–7.36 (m, 3H), 7.36–7.29 (m, 2H), 6.43 (s, 1H), 6.41 (s, 1H), 6.29 (s, 1H), 4.32 (q, *J* = 7.0 Hz, 2H), 1.34 (t, *J* = 7.0 Hz, 3H). ¹³C {¹H} NMR (100 MHz, CDCl₃) δ 178.3, 165.1, 140.8, 138.8, 134.7, 130.4, 129.8, 128.7, 118.7, 118.4, 63.7, 14.0. IR (neat) ν 3434, 3065, 2981, 1743, 1629, 1585, 1451, 1260, 1182, 1260, 1182, 1021 cm⁻¹. HRMS[ESI]: calculated for C₁₅H₁₅ClNO₂S⁺ [M+H]⁺: 324.0456, found 324.0455.

2-Methyl-1-((phenylthio)methyl)pyridin-4(1H)-one (3ab) was synthesized according to General Procedure A from methyl phenyl sulfoxide (**1a**) (42 mg, 0.3 mmol), 2,4 eq 2-methyl-4-fluoropyridine (**2b**) (80 mg, 0.72 mmol), eluted by 6:3:1 petroleum ether/ethyl acetate/dichloromethane to 3:3:1 petroleum ether/ethyl acetate/dichloromethane, to give 65 mg product **3ab** as a red liquid in 94% yield. **3ab**: R_f = 0.38 (10:1 dichloromethane/methanol). ¹H NMR (400 MHz, CDCl₃) δ 7.50–7.11 (m, 5H), 6.76 (d, *J* = 7.6 Hz, 1H), 6.14 (s, 1H), 5.99 (d, *J* = 7.6 Hz, 1H), 4.94 (s, 2H), 2.14 (s, 3H). ¹³C {¹H} NMR (100 MHz, CDCl₃) δ 179.3, 147.4, 140.6, 135.3, 129.9, 129.7, 129.6, 119.4, 116.8, 58.2, 19.2. IR (neat) ν 3421, 3053, 2967, 1637, 1560, 1262, 1180, 1085, 908, 729, 693 cm⁻¹. HRMS[ESI]: calculated for C₁₃H₁₄NOS⁺ [M+H]⁺: 232.0791, found 232.0798.

1-(((4-Bromophenyl)thio)methyl)-2-methylpyridin-4(1H)-one (3cb) was synthesized according to General Procedure A from 4-bromophenyl methyl sulfoxide (**1c**) (66 mg, 0.3 mmol), 2,4 eq 2-methyl-4-fluoropyridine (**2b**) (80 mg, 0.72 mmol), eluted by 6:3:1 petroleum ether/ethyl acetate/dichloromethane to 3:3:1 petroleum ether/ethyl acetate/dichloromethane, to give 75 mg product **3cb** as a red liquid in 80% yield. **3cb**: R_f = 0.40 (10:1 dichloromethane/methanol). ¹H NMR (400 MHz, CDCl₃) δ 7.44 (d, *J* = 8.0 Hz, 2H), 7.21 (d, *J* = 8.0 Hz, 2H), 6.79 (d, *J* = 7.6 Hz, 1H), 6.19 (s, 1H), 6.06 (d, *J* = 6.8 Hz, 1H), 4.96 (s, 2H), 2.22 (s, 3H). ¹³C {¹H} NMR (100 MHz, CDCl₃) δ 179.4, 147.1, 140.5, 136.8, 132.8, 129.0, 124.6, 119.7, 117.2, 58.0, 19.4. IR (neat) ν 3378, 3047,

3000, 1633, 1564, 1473, 1397, 1260, 1181, 1087, 1009, 860, 816 cm⁻¹. HRMS[ESI]: calculated for C₁₃H₁₃BrNOS⁺ [M+H]⁺: 309.9896, found 309.9896.

2-Methyl-1-((3-nitrophenyl)thio)methylpyridin-4(1H)-one (3db) was synthesized according to General Procedure A from 1-(methylsulfinyl)-3-nitrobenzene (**1d**) (56 mg, 0.3 mmol), 2.4 eq 2-methyl-4-fluoropyridine (**2b**) (80 mg, 0.72 mmol), eluted by 6:3:1 petroleum ether/ethyl acetate/dichloromethane to 3:3:1 petroleum ether/ethyl acetate/dichloromethane, to give 45 mg product **3db** as a red liquid in 54% yield. **3db**: R_f = 0.35 (10:1 dichloromethane/methanol). ¹H NMR (400 MHz, CDCl₃) δ 8.37 (s, 1H), 8.25 (d, *J* = 7.2 Hz, 1H), 7.73–7.43 (m, 2H), 6.85 (d, *J* = 6.8 Hz, 1H), 6.24 (s, 1H), 6.08 (d, *J* = 5.6 Hz, 1H), 5.11 (s, 2H), 2.31 (s, 3H). ¹³C{¹H} NMR (100 MHz, CDCl₃) δ 179.4, 148.6, 147.0, 140.8, 140.3, 132.7, 130.5, 129.2, 124.5, 120.1, 117.5, 57.7, 19.5. IR (neat) ν 3365, 2919, 1635, 1565, 1523, 1348, 1181, 1086, 723 cm⁻¹. HRMS[ESI]: calculated for C₁₃H₁₃N₂O₃S⁺ [M+H]⁺: 277.0641, found 277.0645.

2-Methoxy-1-((phenylthio)methyl)pyridin-4(1H)-one (3ac) was synthesized according to General Procedure A from methyl phenyl sulfoxide (**1a**) (42 mg, 0.3 mmol), 2.4 eq 4-fluoro-2-methoxypyridine (**2c**) (91 mg, 0.72 mmol), eluted by 6:3:1 petroleum ether/ethyl acetate/dichloromethane to 3:3:1 petroleum ether/ethyl acetate/dichloromethane, to give 52 mg product **3ac** as a colorless liquid in 70% yield. **3ac**: R_f = 0.46 (10:1 dichloromethane/methanol). ¹H NMR (400 MHz, CDCl₃) δ 7.50–7.11 (m, 5H), 6.79 (d, *J* = 7.6 Hz, 1H), 6.01 (d, *J* = 6.0 Hz, 1H), 5.77 (s, 1H), 5.00 (s, 2H), 3.58 (s, 3H). ¹³C{¹H} NMR (100 MHz, CDCl₃) δ 181.1, 158.50, 137.5, 134.8, 131.1, 129.3, 129.2, 114.5, 96.0, 56.3, 55.0. IR (neat) ν 3053, 2942, 1637, 1570, 1481, 1323, 1181, 1097, 1024, 836 cm⁻¹. HRMS[ESI]: calculated for C₁₃H₁₄NO₂S⁺ [M+H]⁺: 248.0740, found 248.0744.

1-(((4-Bromophenyl)thio)methyl)-2-methoxypyridin-4(1H)-one (3cc) was synthesized according to General Procedure A from 4-bromophenyl methyl sulfoxide (**1c**) (42 mg, 0.3 mmol), 2.4 eq 4-fluoro-2-methoxypyridine (**2c**) (91 mg, 0.72 mmol), eluted by 6:3:1 petroleum ether/ethyl acetate/dichloromethane to 3:3:1 petroleum ether/ethyl acetate/dichloromethane, to give 87 mg product **3cc** as a colorless liquid in 89% yield. **3cc**: R_f = 0.46 (10:1 dichloromethane/methanol). ¹H NMR (400 MHz, CDCl₃) δ 7.42 (d, *J* = 8.0 Hz, 2H), 7.23 (d, *J* = 8.4 Hz, 2H), 6.80 (d, *J* = 7.6 Hz, 1H), 6.01 (d, *J* = 7.2 Hz, 1H), 5.68 (s, 1H), 4.99 (s, 2H), 3.63 (s, 3H). ¹³C{¹H} NMR (100 MHz, CDCl₃) δ 181.0, 158.3, 137.1, 136.4, 132.5, 130.3, 124.0, 114.9, 95.9, 56.2, 54.7. IR (neat) ν 3392, 3018, 1641, 1567, 1538, 1475, 1231, 1181, 1091, 1023, 836, 816 cm⁻¹. HRMS[ESI]: calculated for C₁₃H₁₃BrNO₂S⁺ [M+H]⁺: 325.9845, found 325.9844.

2-Methoxy-1-(((3-nitrophenyl)thio)methyl)pyridin-4(1H)-one (3dc) was synthesized according to General Procedure A from 1-(methylsulfinyl)-3-nitrobenzene (**1d**) (42 mg, 0.3 mmol), 2.4 eq 4-fluoro-2-methoxypyridine (**2c**) (91 mg, 0.72 mmol), eluted by 6:3:1 petroleum ether/ethyl acetate/dichloromethane to 3:3:1 petroleum ether/ethyl acetate/dichloromethane, to give 76 mg product **3dc** as a colorless liq-

uid in 87% yield. **3dc**: R_f = 0.42 (10:1 dichloromethane/methanol). ¹H NMR (400 MHz, CDCl₃) δ 8.27 (s, 1H), 8.13 (d, *J* = 8.0 Hz, 1H), 7.62 (d, *J* = 7.6 Hz, 1H), 7.46 (t, *J* = 8.0 Hz, 1H), 6.95 (d, *J* = 7.6 Hz, 1H), 5.98 (dd, *J* = 7.6, 2.0 Hz, 1H), 5.65 (d, *J* = 1.2 Hz, 1H), 5.17 (s, 2H), 3.65 (s, 3H). ¹³C{¹H} NMR (100 MHz, CDCl₃) δ 180.9, 158.3, 148.4, 139.6, 137.2, 134.3, 130.2, 128.0, 123.7, 115.2, 96.0, 56.4, 53.9. IR (neat) ν 3365, 3069, 1642, 1568, 1537, 1349, 1231, 1181, 1096, 1022, 837 cm⁻¹. HRMS[ESI]: calculated for C₁₃H₁₃N₂O₄S⁺ [M+H]⁺: 293.0591, found 293.0597.

1-Benzyl-2-chloropyridin-4(1H)-one (3ha) was synthesized according to General Procedure A from (benzylsulfinyl)benzene (**1h**) (64 mg, 0.3 mmol), 2-chloro-4-fluoropyridine (**2a**) (2.4 eq, 94mg, 0.72 mmol), eluted by 6:3:1 petroleum ether/ethyl acetate/dichloromethane to 3:3:1 petroleum ether/ethyl acetate/dichloromethane, to give 63 mg product **3ha** as a yellow liquid in 95% yield. **3ha**: R_f = 0.54 (10:1 dichloromethane/methanol). ¹H NMR (400 MHz, CDCl₃) δ 7.45–7.30 (m, 4H), 7.13 (d, *J* = 6.8 Hz, 2H), 6.51 (d, *J* = 2.4 Hz, 1H), 6.35 (dd, *J* = 8.0, 2.4 Hz, 1H), 5.19 (s, 2H). ¹³C{¹H} NMR (100 MHz, CDCl₃) δ 141.9, 141.2, 134.5, 129.3, 128.8, 126.8, 119.3, 118.4, 57.4. IR (neat) ν 3391, 3065, 1632, 1567, 1471, 1251, 1179, 1050, 850, 733 cm⁻¹. HRMS[ESI]: calculated for C₁₂H₁₁ClNO⁺ [M+H]⁺: 220.0529, found 220.0528.

2-Chloro-1-(2-fluorobenzyl)pyridin-4(1H)-one (3ia) was synthesized according to General Procedure A from 1-fluoro-2-((phenylsulfinyl)methyl)benzene (**1i**) (70 mg, 0.3 mmol), 2-chloro-4-fluoropyridine (**2a**) (2.4 eq, 94mg, 0.72 mmol), eluted by 6:3:1 petroleum ether/ethyl acetate/dichloromethane to 3:3:1 petroleum ether/ethyl acetate/dichloromethane, to give 54 mg product **3ia** as a light yellow solid in 76% yield. **3ia**: R_f = 0.27 (10:1 dichloromethane/methanol) mp = 154–157 °C. ¹H NMR (400 MHz, CDCl₃) δ = 7.43 (d, *J* = 7.7, 1H), 7.38 (dd, *J* = 13.7, 6.9, 1H), 7.22–7.15 (m, 1H), 7.15–7.07 (m, 2H), 6.52 (s, 1H), 6.43–6.23 (m, 1H), 5.25 (s, 2H). ¹³C{¹H} NMR (100 MHz, CDCl₃) δ = 178.5 (s), 161.5 (s), 159.1 (s), 130.8 (d, *J* = 8.3), 129.0 (d, *J* = 3.4), 124.9 (d, *J* = 3.6), 121.7 (d, *J* = 14.2), 118.9 (d, *J* = 96.1), 116.0 (d, *J* = 21.0), 51.5 (d, *J* = 4.3). IR (neat) ν 3400, 3067, 1632, 1573, 1470, 1251, 1193, 1049, 855, 758 cm⁻¹. HRMS[ESI]: calculated for C₁₂H₁₀ClFNO⁺ [M+H]⁺: 238.0435, found 238.0433.

2-Chloro-1-(2-chlorobenzyl)pyridin-4(1H)-one (3ja) was synthesized according to General Procedure A from 1-chloro-2-((phenylsulfinyl)methyl)benzene (**1j**) (75 mg, 0.3 mmol), 2-chloro-4-fluoropyridine (**2a**) (2.4 eq, 94mg, 0.72 mmol), eluted by 6:3:1 petroleum ether/ethyl acetate/dichloromethane to 3:3:1 petroleum ether/ethyl acetate/dichloromethane, to give 40 mg product **3ja** as a light yellow solid in 53% yield. **3ja**: R_f = 0.27 (10:1 dichloromethane/methanol) mp = 108–110 °C. ¹H NMR (400 MHz, CDCl₃) δ 7.44 (d, *J* = 7.6 Hz, 1H), 7.38–7.23 (m, 3H), 6.87 (d, *J* = 7.2 Hz, 1H), 6.57 (s, 1H), 6.43–6.36 (m, 1H), 5.29 (s, 2H). ¹³C{¹H} NMR (100 MHz, CDCl₃) δ 178.5, 142.0, 141.0, 132.5, 132.2, 130.1, 129.9, 127.7, 127.6, 55.0. IR (neat) ν 3391, 3065, 2924, 1632, 1573, 1468, 1216, 1050, 854, 752 cm⁻¹. HRMS[ESI]: calculated for C₁₂H₁₀Cl₂NO⁺ [M+H]⁺:

254.0139, found 254.0140.

2-Chloro-1-(4-chlorobenzyl)pyridin-4(1H)-one (3ka) was synthesized according to General Procedure A from 1-chloro-4-((phenylsulfinyl)methyl)benzene (**1k**) (75 mg, 0.3 mmol), 2-chloro-4-fluoropyridine (**2a**) (2.4 eq, 94mg, 0.72 mmol), eluted by 6:3:1 petroleum ether/ethyl acetate/dichloromethane to 3:3:1 petroleum ether/ethyl acetate/dichloromethane, to give 74 mg product **3ka** as a light yellow solid in 97% yield. **3ka**: $R_f = 0.38$ (10:1 dichloromethane/methanol) mp = 110–112 °C. $^1\text{H NMR}$ (400 MHz, CDCl_3) δ 7.37 (d, $J = 7.6$ Hz, 3H), 7.09 (d, $J = 8.0$ Hz, 2H), 6.53 (s, 1H), 6.38 (d, $J = 7.6$ Hz, 1H), 5.16 (s, 2H). $^{13}\text{C}\{^1\text{H}\}$ NMR (100 MHz, CDCl_3) δ 178.5, 141.6, 140.9, 134.8, 133.0, 129.5, 128.0, 119.5, 118.6, 56.7. IR (neat) ν 3400, 3064, 1627, 1573, 1469, 1395, 1251, 1176, 1048, 855, 811 cm^{-1} . HRMS[ESI]: calculated for $\text{C}_{12}\text{H}_{10}\text{Cl}_2\text{NO}^+ [\text{M}+\text{H}]^+$: 254.0139, found 254.0137.

2-Chloro-1-(4-methylbenzyl)pyridin-4(1H)-one (3la) was synthesized according to General Procedure A from 1-methyl-4-((phenylsulfinyl)methyl)benzene (**1l**) (69 mg, 0.3 mmol), 2-chloro-4-fluoropyridine (**2a**) (2.4 eq, 94mg, 0.72 mmol), eluted by 6:3:1 petroleum ether/ethyl acetate/dichloromethane to 3:3:1 petroleum ether/ethyl acetate/dichloromethane, to give 59 mg product **3la** as a light yellow solid in 84% yield. **3la**: $R_f = 0.40$ (10:1 dichloromethane/methanol) mp = 146–148 °C. $^1\text{H NMR}$ (400 MHz, CDCl_3) δ 7.35 (d, $J = 7.6$ Hz, 1H), 7.19 (d, $J = 7.6$ Hz, 2H), 7.05 (d, $J = 8.0$ Hz, 2H), 6.52 (s, 1H), 6.35 (d, $J = 7.6$ Hz, 1H), 5.15 (s, 2H), 2.35 (s, 3H). $^{13}\text{C}\{^1\text{H}\}$ NMR (100 MHz, CDCl_3) δ 178.6, 141.8, 140.8, 138.7, 131.4, 129.9, 126.8, 119.3, 118.4, 57.2, 21.1. IR (neat) ν 3408, 3058, 1627, 1573, 1469, 1177, 1048, 855 cm^{-1} . HRMS[ESI]: calculated for $\text{C}_{13}\text{H}_{13}\text{ClNO}^+ [\text{M}+\text{H}]^+$: 234.0686, found 234.0686.

2-Chloro-1-(4-methoxybenzyl)pyridin-4(1H)-one (3ma) was synthesized according to General Procedure A from 1-methoxy-4-((phenylsulfinyl)methyl)benzene (**1m**) (74 mg, 0.3 mmol), 2-chloro-4-fluoropyridine (**2a**) (2.4 eq, 94mg, 0.72 mmol), eluted by 6:3:1 petroleum ether/ethyl acetate/dichloromethane to 3:3:1 petroleum ether/ethyl acetate/dichloromethane, to give 62 mg product **3ma** as a colorless liquid in 83% yield. **3ma**: $R_f = 0.51$ (10:1 dichloromethane/methanol). $^1\text{H NMR}$ (400 MHz, CDCl_3) δ 7.35 (d, $J = 7.6$ Hz, 1H), 7.10 (d, $J = 8.8$ Hz, 2H), 6.90 (d, $J = 8.8$ Hz, 2H), 6.50 (d, $J = 2.4$ Hz, 1H), 6.33 (dd, $J = 8.0, 2.4$ Hz, 1H), 5.12 (s, 2H), 3.79 (s, 3H). $^{13}\text{C}\{^1\text{H}\}$ NMR (100 MHz, CDCl_3) δ 178.6, 159.9, 141.8, 140.8, 128.6, 126.3, 119.3, 118.4, 114.7, 57.0, 55.4. IR (neat) ν 3427, 3066, 2959, 2931, 1624, 1576, 1513, 1466, 1250, 1179, 1030, 854 cm^{-1} . HRMS[ESI]: calculated for $\text{C}_{13}\text{H}_{13}\text{ClNO}_2^+ [\text{M}+\text{H}]^+$: 250.0629, found 250.0630.

2-(Phenylthio)-1-((phenylthio)methyl)pyridin-4(1H)-one (4a) To a 5 mL flame dried flask, 1.5 eq sodium hydride (60%, 6 mg, 0.15 mmol), 1.5 eq thiophenol (16 mg, 0.15 mmol), and tetrahydrofuran (2.0 mL) were added, and the mixture was stirred at room temperature for 15 minutes, then added 1 eq pyridin-4-one **3aa** (25mg, 0.1 mmol), the mixture was heated to 60 °C and reacted at 60 °C for 4 hours. The mixture was cooled to room temperature, and then extracted

by dichloromethane (8 mL \times 3). After drying with anhydrous sodium sulfate, it was concentrated and purified with flash column chromatography, eluted by petroleum ether/ethyl acetate (5/1), to give 32 mg product as a viscosity oil in 99% yield. $^1\text{H NMR}$ (400 MHz, CDCl_3) δ 7.46 - 7.37 (m, 8H), 7.33 (m, 2H), 6.91 (d, $J = 7.6$ Hz, 1H), 6.07 (m, 2H), 5.25 (s, 2H). $^{13}\text{C}\{^1\text{H}\}$ NMR (100 MHz, CDCl_3) δ 177.8, 150.3, 140.9, 135.2, 134.0, 130.4, 130.1, 129.9, 129.7, 129.6, 128.7, 120.2, 116.7, 59.3. IR (neat) ν 3407, 3055, 2993, 1621, 1573, 1455, 1247, 1177, 1043, 853, 747, 690, 513 cm^{-1} . HRMS[ESI]: calculated for $\text{C}_{18}\text{H}_{16}\text{NOS}_2^+ [\text{M}+\text{H}]^+$: 326.0668, found 326.0669.

2-Phenoxy-1-((phenylthio)methyl)pyridin-4(1H)-one (4b) To a 5 mL flame dried flask, 1.5 eq sodium hydride (60%, 6 mg, 0.15 mmol), 1.5 eq phenol (14 mg, 0.15 mmol), and *N,N*-Dimethylformamide (2.0 mL) were added, and the mixture was stirred at room temperature for 15 minutes, then added 1 eq pyridin-4-one **3aa** (25mg, 0.1 mmol), the mixture was heated to 100 °C and reacted at 100 °C for 4 hours. The mixture was cooled to room temperature, and then extracted by dichloromethane (8 mL \times 3). After drying with anhydrous sodium sulfate, it was concentrated and purified with flash column chromatography, eluted by petroleum ether/ethyl acetate (5/1), to give 20 mg product as a viscosity oil in 65% yield. $^1\text{H NMR}$ (400 MHz, CDCl_3) δ 7.47 (d, $J = 7.2$ Hz, 2H), 7.44–7.31 (m, 5H), 7.30–7.22 (m, 1H), 6.90 (dd, $J = 13.6, 8.0$ Hz, 3H), 6.08 (dd, $J = 7.6, 2.0$ Hz, 1H), 5.44 (d, $J = 2.4$ Hz, 1H), 5.23 (s, 2H). $^{13}\text{C}\{^1\text{H}\}$ NMR (100 MHz, CDCl_3) δ 180.7, 158.3, 151.7, 137.2, 135.0, 130.9, 130.1, 129.6, 129.5, 126.5, 120.9, 115.8, 99.6, 55.2. IR (neat) ν 3421, 3053, 2961, 1647, 1577, 1476, 1261, 1214, 1085, 839, 691 cm^{-1} . HRMS[ESI]: calculated for $\text{C}_{18}\text{H}_{16}\text{NO}_2\text{S}^+ [\text{M}+\text{H}]^+$: 310.0896, found 310.0897.

D. Synthesis thiazolo[3,2-*a*]pyridin-5-ones through Pummerer-type reactions

General Procedure B: 10 mL reaction tube flame dried under vacuum. After cooling, 6-fluoro-2-pyridyl sulfoxide (94 mg, 1.0 eq, 0.4 mmol) was added. Olefin (1.0 eq, 0.4 mmol) or (2.0 eq, 0.8 mmol), 2-fluoropyridine (38 mg, 1.0 eq, 0.4 mmol), 4 mL dry dichloromethane was added under nitrogen atmosphere, then the reaction tube was placed in an ethyl acetate /liquid nitrogen ice bath. 5 min later, trifluoromethanesulfonic anhydride (100 μL , 1.5 eq, 0.6 mmol) was added, naturally warmed to room temperature and allowed to react overnight. Added 6 mL of saturated NaHCO_3 solution, stir vigorously for 20 min, extract with dichloromethane 6 mL \times 3, dried over anhydrous Na_2SO_4 , purified with flash column chromatography (petroleum ether/ethyl acetate = 5/1 (120 mL) to petroleum ether/ethyl acetate = 3/1).

General Procedure C: 10 mL reaction tube flame dried under vacuum. After cooling, 6-fluoro-2-pyridyl sulfoxide (**6c**) or 2-(benzylsulfinyl)-6-fluoro-3-iodopyridine (**6d**) (1.0 eq, 0.4 mmol) was added. Alkyne (2.0 eq, 0.8 mmol), 2-fluoropyridine (38 mg, 1.0 eq, 0.4 mmol), 4 mL dry dichloro-

methane was added under nitrogen atmosphere, then the reaction tube was placed in an ethyl acetate/liquid nitrogen ice bath. 5 min later, trifluoromethanesulfonic anhydride (100 μ L, 1.5 eq, 0.6 mmol) was added, naturally warmed to room temperature and allowed to react overnight. Added 6 mL of saturated Na_2CO_3 solution, stir vigorously for 5 h, extract with dichloromethane 6 mL \times 3, dried over anhydrous Na_2SO_4 , purified with flash column chromatography (petroleum ether/ethyl acetate).

(\pm)-3-Methyl-3-phenyl-2,3-dihydrothiazolo[3,2-*a*]pyridin-4-ium trifluoromethanesulfonate (**7aa**): 100 mL round bottom flask flame dried under vacuum. After cooling, methyl 2-pyridyl sulfoxide (560 mg, 1.0 eq, 4 mmol), α -methylstyrene (472 mg, 1.0 eq, 4 mmol), 2-fluoropyridine (380 mg, 1.0 eq, 4 mmol), 40 mL dry dichloromethane was added under nitrogen atmosphere, then the reaction tube was placed in an ethyl acetate/liquid nitrogen ice bath. 5 min later, trifluoromethanesulfonic anhydride (1 mL, 1.5 eq, 6 mmol) was added, naturally warmed to room temperature and allowed to react overnight. Extract with dichloromethane 60 mL \times 3, dried over anhydrous Na_2SO_4 , purified with flash column chromatography (ethyl acetate to dichloromethane/Methanol = 30/1), to give 1.423 g product **7aa** as colorless oil liquid in 94% yield. **7aa**: R_f = 0.36 (10:1 dichloromethane/methyl alcohol). ^1H NMR (400 MHz, Acetone) δ 8.69 (d, J = 6.4 Hz, 1H), 8.60 - 8.46 (m, 1H), 8.31 (d, J = 8.4 Hz, 1H), 7.92-7.87 (m, 1H), 7.54-7.48 (m, 3H), 7.48-7.43 (m, 2H), 4.29 (s, 2H), 2.39 (s, 3H). ^{19}F NMR (376 MHz, Acetone) δ 98.74. $^{13}\text{C}\{^1\text{H}\}$ NMR (100 MHz, Acetone) δ 161.5, 146.2, 141.9, 139.9, 130.5, 130.2, 127.2, 125.0, 124.7, 82.9, 44.9, 25.1. IR (KBr) ν (cm^{-1}) 3111, 1610, 1560, 1470, 1450, 1258, 1170, 1028, 767, 698. HRMS(ESI): calculated for $\text{C}_{14}\text{H}_{14}\text{NS}^+$ [M^+] $^+$ m/z : 228.0841, found: 228.0845.

(\pm)-3-Methyl-3-phenyl-2,3-dihydro-5H-thiazolo[3,2-*a*]pyridin-5-one (**8a**) was synthesized according to General Procedure B from prop-1-en-2-ylbenzene (47 mg, 1.0 eq, 0.4 mmol), to give 94 mg product **8a** as colorless oil liquid in 97% yield; R_f = 0.28 (2:1 petroleum ether/ethyl acetate). ^1H NMR (400 MHz, CDCl_3) δ 7.40-7.30 (m, 2H), 7.29-7.21 (m, 4H), 6.17 (dd, J = 9.2, 0.8 Hz, 1H), 6.12 (dd, J = 7.2, 0.8 Hz, 1H), 3.45 (d, J = 11.6 Hz, 1H), 3.40 (d, J = 11.6 Hz, 1H), 2.20 (s, 3H). $^{13}\text{C}\{^1\text{H}\}$ NMR (100 MHz, CDCl_3) δ 162.2, 148.6, 142.3, 139.7, 128.6, 127.5, 124.6, 116.8, 100.1, 74.7, 44.2, 23.2. IR (KBr) ν (cm^{-1}) 3087, 3027, 2976, 2936, 1652, 1575, 1512, 1446, 1400, 1375, 1247, 1187, 1028, 767, 735, 696. HRMS(ESI): calculated for $\text{C}_{14}\text{H}_{14}\text{NOS}^+$ [M^+] $^+$ m/z : 244.0791, found: 244.0796.¹

(\pm)-3-(4-Fluorophenyl)-3-methyl-2,3-dihydro-5H-thiazolo[3,2-*a*]pyridin-5-one (**8b**) was synthesized according to General Procedure B from 1-fluoro-4-(prop-1-en-2-yl)benzene (54 mg, 1.0 eq, 0.4 mmol), to give 95 mg product **8b** as yellow oil liquid in 91% yield; R_f = 0.29 (2:1 petroleum ether/ethyl acetate). ^1H NMR (400 MHz, CDCl_3) δ 7.29-7.18 (m, 3H), 7.05-6.96 (m, 2H), 6.16 (d, J = 8.8 Hz, 1H), 6.13 (d, J = 7.2 Hz, 1H), 3.43 (d, J = 12.0 Hz, 1H), 3.40 (d, J = 11.6 Hz, 1H), 2.19 (s, 3H). ^{19}F NMR (377 MHz, CDCl_3) δ -115.04. $^{13}\text{C}\{^1\text{H}\}$ NMR (100 MHz, CDCl_3) δ 161.9 (d, J = 247.5 Hz), 162.2, 148.4, 139.8, 138.2 (d, J = 3.0 Hz),

126.5 (d, J = 8.1 Hz), 116.9, 115.5 (d, J = 22.2 Hz), 100.3, 74.2, 44.2, 23.2. IR (KBr) ν (cm^{-1}) 3042, 2977, 2935, 1654, 1602, 1577, 1511, 1445, 1401, 1375, 1230, 1165, 1146, 832, 778. HRMS(ESI): calculated for $\text{C}_{14}\text{H}_{13}\text{FNOS}^+$ [M^+] $^+$ m/z : 262.0696, found: 262.0700.

(\pm)-3-(4-Chlorophenyl)-3-methyl-2,3-dihydro-5H-thiazolo[3,2-*a*]pyridin-5-one (**8c**) was synthesized according to General Procedure B from 1-chloro-4-(prop-1-en-2-yl)benzene (61 mg, 1.0 eq, 0.4 mmol), to give 101 mg product **8c** as yellow oil liquid in 91% yield; R_f = 0.29 (2:1 petroleum ether/ethyl acetate). ^1H NMR (400 MHz, CDCl_3) δ 7.31 (d, J = 8.8 Hz, 2H), 7.24 (dd, J = 9.2 Hz, 7.6 Hz, 1H), 7.18 (d, J = 8.8 Hz, 2H), 6.16 (d, J = 8.8 Hz, 1H), 6.13 (d, J = 6.8 Hz, 1H), 3.42 (d, J = 11.6 Hz, 1H), 3.38 (d, J = 11.6 Hz, 1H), 2.18 (s, 3H). $^{13}\text{C}\{^1\text{H}\}$ NMR (100 MHz, CDCl_3) δ 162.1, 148.3, 141.0, 139.8, 133.4, 128.8, 126.1, 116.9, 100.3, 74.1, 44.0, 22.9. IR (KBr) ν (cm^{-1}) 3085, 3032, 2976, 2935, 1654, 1578, 1508, 1443, 1400, 1375, 1224, 1146, 1094, 1011, 823, 778, 733. HRMS(ESI): calculated for $\text{C}_{14}\text{H}_{13}\text{ClNOS}^+$ [M^+] $^+$ m/z : 278.0401, found: 278.0407.

(\pm)-3-(2-Chlorophenyl)-3-methyl-2,3-dihydro-5H-thiazolo[3,2-*a*]pyridin-5-one (**8d**) was synthesized according to General Procedure B from 1-chloro-2-(prop-1-en-2-yl)benzene (61 mg, 1.0 eq, 0.4 mmol), to give 94 mg product **8d** as yellow oil liquid in 85% yield; R_f = 0.27 (2:1 petroleum ether/ethyl acetate). ^1H NMR (400 MHz, CDCl_3) δ 7.57 (d, J = 7.6, 1H), 7.38-7.28 (m, 2H), 7.25-7.22 (m, 1H), 7.20 (dd, J = 8.8, 7.2, 1H), 6.11 (d, J = 7.2, 1H), 6.07 (d, J = 9.2, 1H), 4.00 (d, J = 11.2, 1H), 3.11 (d, J = 11.2, 1H), 2.18 (s, 3H). $^{13}\text{C}\{^1\text{H}\}$ NMR (100 MHz, CDCl_3) δ 161.6, 148.0, 139.8, 138.6, 131.7, 131.4, 129.2, 128.2, 127.0, 115.8, 100.1, 73.6, 40.5, 22.4. IR (KBr) ν (cm^{-1}) 3080, 2978, 1654, 1576, 1510, 1439, 1372, 1280, 1223, 1144, 1036, 1025, 766, 747. HRMS(ESI): calculated for $\text{C}_{14}\text{H}_{13}\text{ClNOS}^+$ [M^+] $^+$ m/z : 278.0401, found: 278.0404.

(\pm)-3-(3-Chlorophenyl)-3-methyl-2,3-dihydro-5H-thiazolo[3,2-*a*]pyridin-5-one (**8e**) was synthesized according to General Procedure B from 1-chloro-3-(prop-1-en-2-yl)benzene (61 mg, 1.0 eq, 0.4 mmol), to give 98 mg product **8e** as yellow oil liquid in 88% yield; R_f = 0.29 (2:1 petroleum ether/ethyl acetate). ^1H NMR (400 MHz, CDCl_3) δ 7.33-7.20 (m, 4H), 7.14-7.06 (m, 1H), 6.17 (d, J = 8.8, 1H), 6.13 (d, J = 6.8, 1H), 3.43 (d, J = 11.6, 1H), 3.38 (d, J = 11.6, 1H), 2.18 (s, 3H). $^{13}\text{C}\{^1\text{H}\}$ NMR (100 MHz, CDCl_3) δ 162.1, 148.3, 144.6, 139.9, 134.6, 129.9, 127.7, 125.0, 122.9, 116.9, 100.3, 77.3, 77.0, 76.7, 74.1, 44.0, 22.9. IR (KBr) ν (cm^{-1}) 3082, 2977, 2937, 1654, 1577, 1512, 1374, 1268, 1225, 1145, 1029, 878, 777, 736, 692. HRMS(ESI): calculated for $\text{C}_{14}\text{H}_{13}\text{ClNOS}^+$ [M^+] $^+$ m/z : 278.0401, found: 278.0405.

(\pm)-3-(4-Bromophenyl)-3-methyl-2,3-dihydro-5H-thiazolo[3,2-*a*]pyridin-5-one (**8f**) was synthesized according to General Procedure B from 1-bromo-4-(prop-1-en-2-yl)benzene (79 mg, 1.0 eq, 0.4 mmol), to give 115 mg product **8f** as yellow oil liquid in 89% yield; R_f = 0.28 (2:1 petroleum ether/ethyl acetate). ^1H NMR (400 MHz, CDCl_3) δ 7.45 (d, J = 7.6 Hz, 2H), 7.30-7.20 (m, 1H), 7.12 (d, J = 8.0 Hz, 2H), 6.23-6.05 (m, 2H), 3.54-3.24 (m, 2H), 2.16 (s, 3H). $^{13}\text{C}\{^1\text{H}\}$ NMR (100 MHz, CDCl_3) δ 162.0, 148.3, 141.5, 139.8, 131.6,

126.4, 121.5, 116.8, 100.2, 74.1, 43.9, 22.8. IR (KBr) ν (cm⁻¹) 2980, 2920, 2849, 1713, 1524, 1489, 1444, 1377, 1267, 1187, 1074, 1011, 840, 824, 749, 695. HRMS(ESI): calculated for C₁₄H₁₃BrNOS⁺ [M+H]⁺ m/z : 321.9896, found: 321.9897.

(±)-3-Methyl-3-(4-nitrophenyl)-2,3-dihydro-5H-thiazolo[3,2-a]pyridin-5-one (**8g**) was synthesized according to General Procedure B from 1-nitro-4-(prop-1-en-2-yl)benzene (65 mg, 1.0 eq, 0.4 mmol), to give 100 mg product **8g** as yellow oil liquid in 87% yield; R_f = 0.26 (2:1 petroleum ether/ethyl acetate). ¹H NMR (400 MHz, CDCl₃) δ 8.21 (d, J = 8.8 Hz, 2H), 7.44 (d, J = 8.8 Hz, 2H), 7.36–7.22 (m, 1H), 6.18 (d, J = 8.0 Hz, 2H), 3.46 (d, J = 11.6 Hz, 1H), 3.41 (d, J = 11.6 Hz, 1H), 2.22 (s, 3H). ¹³C{¹H} NMR (100 MHz, CDCl₃) δ 161.9, 149.8, 148.0, 147.1, 140.2, 125.8, 124.0, 116.9, 100.6, 74.0, 43.7, 22.4. IR (KBr) ν (cm⁻¹) 3081, 2980, 2938, 2852, 1655, 1577, 1511, 1454, 1347, 1277, 1147, 1110, 1029, 851, 781, 737. HRMS(ESI): calculated for C₁₄H₁₃N₂O₃S⁺ [M+H]⁺ m/z : 289.0641, found: 289.0643.

(±)-3-Methyl-3-(4-(trifluoromethyl)phenyl)-2,3-dihydro-5H-thiazolo[3,2-a]pyridin-5-one (**8h**) was synthesized according to General Procedure B from 1-(prop-1-en-2-yl)-4-(trifluoromethyl)benzene (74 mg, 1.0 eq, 0.4 mmol), to give 83 mg product **8h** as yellow oil liquid in 67% yield; R_f = 0.28 (2:1 petroleum ether/ethyl acetate). ¹H NMR (400 MHz, CDCl₃) δ 7.61 (d, J = 8.4 Hz, 2H), 7.37 (d, J = 8.4 Hz, 2H), 7.27 (dd, J = 9.2, 7.2 Hz, 1H), 6.17 (dd, J = 11.6, 9.6 Hz, 2H), 3.57–3.33 (m, 2H), 2.22 (s, 3H). ¹⁹F NMR (377 MHz, CDCl₃) δ -62.59. ¹³C{¹H} NMR (100 MHz, CDCl₃) δ 162.1, 148.4, 146.5, 140.1, 129.8 (q, J = 32.7 Hz), 125.8 (d, J = 3.5 Hz), 125.2, 122.6 (q, J = 273.7 Hz), 117.0, 100.5, 74.3, 44.0, 22.9. IR (KBr) ν (cm⁻¹) 2978, 2921, 1655, 1577, 1511, 1325, 1117, 1076, 1014, 776. HRMS(ESI): calculated for C₁₅H₁₃F₃NOS⁺ [M+H]⁺ m/z : 312.0664, found: 312.0667.

(±)-3-Methyl-3-(*p*-tolyl)-2,3-dihydro-5H-thiazolo[3,2-a]pyridin-5-one (**8i**) was synthesized according to General Procedure B from 1-methyl-4-(prop-1-en-2-yl)benzene (53 mg, 1.0 eq, 0.4 mmol), to give 80 mg product **8i** as yellow oil liquid in 78% yield; R_f = 0.28 (2:1 petroleum ether/ethyl acetate). ¹H NMR (400 MHz, CDCl₃) δ 7.22 (dd, J = 8.8, 7.2 Hz, 1H), 7.18–7.07 (m, 4H), 6.16 (d, J = 8.8 Hz, 1H), 6.11 (d, J = 6.8 Hz, 1H), 3.45 (d, J = 11.6 Hz, 1H), 3.38 (d, J = 11.6 Hz, 1H), 2.31 (s, 3H), 2.18 (s, 3H). ¹³C{¹H} NMR (100 MHz, CDCl₃) δ 162.3, 148.6, 139.7, 139.5, 137.3, 129.4, 124.6, 117.0, 100.2, 74.7, 44.3, 23.2, 21.0. IR (KBr) ν (cm⁻¹) 3024, 2974, 2922, 1660, 1579, 1514, 1443, 1400, 1375, 1273, 1225, 1145, 1029, 814, 777. HRMS(ESI): calculated for C₁₅H₁₆NOS⁺ [M+H]⁺ m/z : 258.0947, found: 258.0948.

(±)-3-(4-Methoxyphenyl)-3-methyl-2,3-dihydro-5H-thiazolo[3,2-a]pyridin-5-one (**8j**) was synthesized according to General Procedure B from 1-methoxy-4-(prop-1-en-2-yl)benzene (59 mg, 1.0 eq, 0.4 mmol), to give 40 mg product **8j** as colorless oil liquid in 37% yield; R_f = 0.16 (2:1 petroleum ether/ethyl acetate). ¹H NMR (400 MHz, CDCl₃) δ 7.22 (dd, J = 8.8, 7.2 Hz, 1H), 7.17 (d, J = 8.4 Hz, 2H), 6.86 (d, J = 8.8 Hz, 2H), 6.16 (d, J = 8.8 Hz, 1H), 6.11 (d, J = 6.8 Hz, 1H), 3.78 (s, 3H), 3.44 (d, J = 11.6 Hz, 1H), 3.39 (d, J = 11.2 Hz, 1H), 2.18 (s, 3H). ¹³C{¹H} NMR (100 MHz, CDCl₃)

δ 162.3, 158.8, 148.5, 139.6, 134.4, 125.9, 116.9, 113.9, 100.1, 74.4, 55.2, 44.2, 23.3. IR (KBr) ν (cm⁻¹) 2921, 2849, 1657, 1577, 1512, 1458, 1250, 1180, 1142, 1075, 1029, 826, 777. HRMS(ESI): calculated for C₁₅H₁₆NO₂S⁺ [M+H]⁺ m/z : 274.0896, found: 274.0895.

(±)-3-(Benzo[d][1,3]dioxol-5-yl)-3-methyl-2,3-dihydro-5H-thiazolo[3,2-a]pyridin-5-one (**8k**) was synthesized according to General Procedure B from 5-(prop-1-en-2-yl)benzo[d][1,3]dioxole (65 mg, 1.0 eq, 0.4 mmol), to give 63 mg product **8k** as yellow oil liquid in 55% yield; R_f = 0.16 (2:1 petroleum ether/ethyl acetate). ¹H NMR (400 MHz, CDCl₃) δ 7.23 (dd, J = 8.8, 7.2 Hz, 1H), 6.79–6.67 (m, 3H), 6.17 (d, J = 8.8 Hz, 1H), 6.12 (d, J = 7.2 Hz, 1H), 5.93 (d, J = 1.3 Hz, 2H), 3.44 (d, J = 11.2 Hz, 1H), 3.37 (d, J = 11.6 Hz, 1H), 2.16 (s, 3H). ¹³C{¹H} NMR (100 MHz, CDCl₃) δ 162.2, 148.4, 148.0, 146.9, 139.7, 136.5, 118.1, 116.9, 108.1, 105.6, 101.2, 100.2, 74.6, 44.2, 23.3. IR (KBr) ν (cm⁻¹) 2922, 1658, 1577, 1513, 1487, 1435, 1245, 1145, 1036, 933, 778. HRMS(ESI): calculated for C₁₅H₁₄NO₃S⁺ [M+H]⁺ m/z : 288.0689, found: 288.0691.

(±)-3-Ethyl-3-phenyl-2,3-dihydro-5H-thiazolo[3,2-a]pyridin-5-one (**8l**) was synthesized according to General Procedure B from but-1-en-2-ylbenzene (53 mg, 1.0 eq, 0.4 mmol), to give 62 mg product **8l** as colorless oil liquid in 60% yield; R_f = 0.22 (2:1 petroleum ether/ethyl acetate). ¹H NMR (400 MHz, CDCl₃) δ 7.35–7.30 (m, 2H), 7.29–7.24 (m, 2H), 7.18 (d, J = 7.6 Hz, 2H), 6.18 (d, J = 8.8 Hz, 1H), 6.11 (d, J = 7.2 Hz, 1H), 3.68 (d, J = 11.6 Hz, 1H), 3.31–3.19 (m, 2H), 2.33 (dq, J = 14.4, 7.2 Hz, 1H), 1.00 (t, J = 7.2 Hz, 3H). ¹³C{¹H} NMR (100 MHz, CDCl₃) δ 162.4, 150.0, 143.1, 139.9, 128.6, 127.5, 124.4, 116.2, 99.7, 78.4, 40.4, 29.9, 8.3. IR (KBr) ν (cm⁻¹) 2919, 2840, 1657, 1576, 1511, 1450, 1144, 870, 824, 737. HRMS(ESI): calculated for C₁₅H₁₆NOS⁺ [M+H]⁺ m/z : 258.0947, found: 258.0946.

(±)-3,4-Dihydro-2H,2'H,5'H-spiro[naphthalene-1,3'-thiazolo[3,2-a]pyridin]-5'-one (**8n**) was synthesized according to General Procedure B from 1-methylene-1,2,3,4-tetrahydronaphthalene (116 mg, 2.0 eq, 0.8 mmol), to give 72 mg product **8n** as colorless oil liquid in 67% yield; R_f = 0.35 (2:1 petroleum ether/ethyl acetate). ¹H NMR (400 MHz, CDCl₃) δ 7.20 (dd, J = 8.8, 7.2 Hz, 1H), 7.16–7.11 (m, 3H), 7.06–7.00 (m, 1H), 6.16–6.07 (m, 2H), 3.58 (dd, J = 12.0, 1.6 Hz, 1H), 3.45 (d, J = 12.0 Hz, 1H), 3.13–2.98 (m, 1H), 2.88–2.74 (m, 1H), 2.59 (t, J = 12.8 Hz, 1H), 2.35 (d, J = 12.8 Hz, 1H), 2.15–2.00 (m, 1H), 1.89–1.70 (m, 1H). ¹³C{¹H} NMR (100 MHz, CDCl₃) δ 161.4, 148.2, 139.3, 138.5, 137.1, 128.9, 127.1, 126.7, 125.1, 117.0, 99.9, 74.3, 42.0, 29.3, 28.7, 21.3. IR (KBr) ν (cm⁻¹) 3019, 2927, 2863, 1651, 1574, 1513, 1446, 1400, 1351, 1220, 1124, 1144, 1109, 1040, 1025, 966, 837, 764, 742. HRMS(ESI): calculated for C₁₆H₁₆NOS⁺ [M+H]⁺ m/z : 270.0947, found: 270.0945.

(±)-3-Methyl-3-(naphthalen-1-yl)-2,3-dihydro-5H-thiazolo[3,2-a]pyridin-5-one (**8o**) was synthesized according to General Procedure B from 1-(prop-1-en-2-yl)naphthalene (134 mg, 2.0 eq, 0.8 mmol), to give 62 mg product **8o** as colorless oil liquid in 53% yield; R_f = 0.33 (2:1 petroleum ether/ethyl acetate). ¹H NMR (400 MHz, CDCl₃) δ 7.88 (d, J = 7.6 Hz, 1H), 7.83 (d, J = 8.0 Hz, 1H), 7.76 (d, J = 7.6 Hz,

1H), 7.51 (t, $J = 7.6$ Hz, 1H), 7.47–7.20 (m, 3H), 7.20 (dd, $J = 7.2, 6.8$ Hz, 1H), 6.23 (dd, $J = 7.2, 0.8$ Hz, 1H), 5.96 (d, $J = 9.2, 1$ Hz), 4.11 (d, $J = 11.6$ Hz, 1H), 3.20 (d, $J = 11.2$ Hz, 1H), 2.31 (s, 3H). $^{13}\text{C}\{^1\text{H}\}$ NMR (100 MHz, CDCl_3) δ 161.6, 147.3, 139.7, 137.2, 134.9, 130.2, 129.6, 126.4, 125.2 (d), 125.1, 122.8, 116.5, 100.5, 74.8, 41.3, 23.4. IR (KBr) ν (cm^{-1}) 3084, 3050, 2978, 2876, 1654, 1577, 1508, 1458, 1400, 1375, 1261, 1198, 1177, 1141, 1092, 1032, 794, 742. HRMS(ESI): calculated for $\text{C}_{18}\text{H}_{16}\text{NOS}^+$ $[\text{M}+\text{H}]^+$ m/z : 294.0947, found: 294.0944.

(\pm)-3-((Benzyloxy)methyl)-3-phenyl-2,3-dihydro-5H-thiazolo[3,2-*a*]pyridin-5-one (**8p**) was synthesized according to General Procedure B from 3-(benzyloxy)prop-1-en-2-yl)benzene (180 mg, 2.0 eq, 0.8 mmol), to give 36 mg product **8p** as colorless oil liquid in 26% yield; $R_f = 0.40$ (2:1 petroleum ether/ethyl acetate). ^1H NMR (400 MHz, CDCl_3) δ 7.38–7.15 (m, 10H), 6.20 (dd, $J = 9.2, 0.8$ Hz, 1H), 6.12 (dd, $J = 7.2, 1.2$ Hz, 1H), 4.67 (d, $J = 12.0$ Hz, 1H), 4.65 (d, $J = 9.6$ Hz, 1H), 4.62 (d, $J = 12.0$ Hz, 1H), 4.11 (d, $J = 11.2$ Hz), 3.30 (d, $J = 11.2$ Hz, 1H). $^{13}\text{C}\{^1\text{H}\}$ NMR (100 MHz, CDCl_3) δ 162.8, 149.8, 139.9, 139.6, 137.9, 128.6, 128.4, 128.0, 127.7, 125.0, 116.4, 100.3, 77.8, 73.4, 72.3, 39.7. IR (KBr) ν (cm^{-1}) 3029, 2865, 1651, 1574, 1504, 1402, 1265, 1147, 1027, 850, 696. HRMS(ESI): calculated for $\text{C}_{21}\text{H}_{20}\text{NO}_2\text{S}^+$ $[\text{M}+\text{H}]^+$ m/z : 350.1209, found: 350.1206.

(\pm)-3-Methyl-3-(pyridin-3-yl)-2,3-dihydro-5H-thiazolo[3,2-*a*]pyridin-5-one (**8q**) was synthesized according to General Procedure B from 3-(prop-1-en-2-yl)pyridine (48 mg, 1.0 eq, 0.4 mmol), to give 21 mg product **8q** as yellow oil liquid in 21% yield; $R_f = 0.10$ (2:1 petroleum ether/ethyl acetate). ^1H NMR (400 MHz, CDCl_3) δ 8.60 (d, $J = 2.0$ Hz, 1H), 8.54 (dd, $J = 4.8, 1.2$ Hz, 1H), 7.57–7.50 (m, 1H), 7.35–7.20 (m, 2H), 6.21–6.17 (dd, $J = 8.8, 0.8$ Hz, 1H), 6.17–6.13 (dd, $J = 7.2, 1.2$ Hz, 1H), 3.47 (d, $J = 11.6$ Hz, 1H), 3.43 (d, $J = 11.6$ Hz, 1H), 2.24 (s, 3H). $^{13}\text{C}\{^1\text{H}\}$ NMR (100 MHz, CDCl_3) δ 162.1, 148.8, 148.1, 146.4, 140.0, 137.9, 132.5, 123.3, 116.9, 100.5, 73.1, 44.0, 22.8. IR (KBr) ν (cm^{-1}) 3038, 2977, 2936, 1654, 1577, 1508, 1419, 1400, 1376, 1278, 1227, 1147, 1103, 1021, 780, 711. HRMS(ESI): calculated for $\text{C}_{13}\text{H}_{13}\text{N}_2\text{OS}^+$ $[\text{M}+\text{H}]^+$ m/z : 245.0743, found: 245.0745.

(\pm)-3-Methyl-3-(thiophen-3-yl)-2,3-dihydro-5H-thiazolo[3,2-*a*]pyridin-5-one (**8r**) was synthesized according to General Procedure B from 3-(prop-1-en-2-yl)thiophene (50 mg, 1.0 eq, 0.4 mmol), to give 54 mg product **8r** as yellow oil liquid in 54% yield; $R_f = 0.30$ (2:1 petroleum ether/ethyl acetate). ^1H NMR (400 MHz, CDCl_3) δ 7.27 (dd, $J = 4.8, 2.8$ Hz, 1H), 7.20 (dd, $J = 8.8, 6.8$ Hz, 1H), 7.14 (dd, $J = 2.8, 1.2$ Hz, 1H), 6.99 (dd, $J = 5.2, 1.2$ Hz, 1H), 6.16 (d, $J = 8.8$ Hz, 1H), 6.09 (d, $J = 7.2$ Hz, 1H), 3.46 (d, $J = 11.6$ Hz, 1H), 3.39 (d, $J = 11.6$ Hz, 1H), 2.21 (s, 3H). $^{13}\text{C}\{^1\text{H}\}$ NMR (100 MHz, CDCl_3) δ 162.4, 148.1, 143.4, 139.6, 126.3, 125.1, 120.8, 116.9, 100.2, 72.4, 43.2, 24.0. IR (KBr) ν (cm^{-1}) 3088, 3046, 2975, 2933, 1654, 1578, 1511, 1440, 1400, 1375, 1267, 1146, 1114, 1029, 777, 737, 663. HRMS(ESI): calculated for $\text{C}_{12}\text{H}_{12}\text{NOS}_2^+$ $[\text{M}+\text{H}]^+$ m/z : 250.0355, found: 250.0357.

(\pm)-*trans*-2,3-Diphenyl-2,3-dihydro-5H-thiazolo[3,2-*a*]pyridin-5-one (**8s**) was synthesized according to General

Procedure B from *trans*-1,2-diphenylethene (144 mg, 2.0 eq, 0.8 mmol), to give 83 mg product **8s** as colorless oil liquid in 68% yield; $R_f = 0.36$ (2:1 petroleum ether/ethyl acetate). ^1H NMR (400 MHz, CDCl_3) δ 7.45–7.21 (m, 11H), 6.29 (d, $J = 9.2$ Hz, 1H), 6.24 (s, 1H), 6.23 (d, 1H, overlap), 4.60 (s, 1H). $^{13}\text{C}\{^1\text{H}\}$ NMR (100 MHz, CDCl_3) δ 161.7, 148.0, 141.2, 140.4, 138.1, 129.3, 128.9, 128.6, 128.5, 126.3, 125.6, 115.6, 99.9, 72.7, 56.2. IR (KBr) ν (cm^{-1}) 3060, 3031, 2958, 1653, 1576, 1511, 1452, 1406, 1266, 1220, 1141, 1078, 1031, 779, 734, 696. HRMS(ESI): calculated for $\text{C}_{19}\text{H}_{15}\text{NNaOS}^+$ $[\text{M}+\text{Na}]^+$ m/z : 328.0767, found: 328.0769.

(\pm)-Ethyl3-(3,3-dimethyl-5-oxo-2,3-dihydro-5H-thiazolo[3,2-*a*]pyridin-2-yl)propanoate (**8t**) was synthesized according to General Procedure B from ethyl 5-methylhex-4-enoate (62 mg, 1.0 eq, 0.4 mmol), to give 76 mg product **8t** as colorless oil liquid in 68% yield; $R_f = 0.30$ (2:1 petroleum ether/ethyl acetate). ^1H NMR (400 MHz, CDCl_3) δ 7.12 (dd, $J = 9.2, 7.2$ Hz, 1H), 6.18 (d, $J = 8.8$ Hz, 1H), 6.00 (dd, $J = 7.2, 0.8$ Hz, 1H), 4.17 (q, $J = 7.2, 2$ Hz), 3.57 (dd, $J = 12.0, 2.8$ Hz, 1H), 2.55–2.45 (m, 1H), 2.44–2.30 (m, 1H), 2.29–2.10 (m, 1H), 1.86 (s, 3H), 1.90–1.78 (m, 1H), 1.55 (s, 3H), 1.27 (t, $J = 7.2$ Hz, 3H). $^{13}\text{C}\{^1\text{H}\}$ NMR (100 MHz, CDCl_3) δ 172.0, 163.1, 146.5, 138.9, 117.2, 100.5, 72.7, 60.9, 55.5, 32.9, 25.3, 24.4, 17.8, 14.2. IR (KBr) ν (cm^{-1}) 2977, 2933, 1733, 1655, 1579, 1517, 1442, 1385, 1247, 1181, 1091, 1038, 778. HRMS(ESI): calculated for $\text{C}_{14}\text{H}_{20}\text{NO}_3\text{S}^+$ $[\text{M}+\text{H}]^+$ m/z : 282.1158, found: 282.1161.

(\pm)-9*A*-methyl-5*a*,6,7,8,9,9*a*-hexahydro-1*H*-benzo[4,5]thiazolo[3,2-*a*]pyridin-1-one (**8u**) was synthesized according to General Procedure B from 1-methylcyclohex-1-ene (126 mg, 2.0 eq, 0.8 mmol), to give (44 mg product **8u** as colorless oil liquid in 53% yield; $R_f = 0.36$ (2:1 petroleum ether/ethyl acetate). ^1H NMR (400 MHz, CDCl_3) δ 7.10 (t, $J = 8.8$ Hz, 1H), 6.14 (d, $J = 8.8$ Hz, 1H), 6.02 (d, $J = 6.8$ Hz, 1H), 3.65–3.50 (m, 1H), 2.40–2.25 (m, 1H), 2.24–2.10 (m, 1H), 2.07–1.93 (m, 1H), 1.90–1.75 (m, 4H), 1.68–1.46 (m, 3H), 1.45–1.30 (m, 1H). $^{13}\text{C}\{^1\text{H}\}$ NMR (100 MHz, CDCl_3) δ 163.5, 147.8, 138.8, 116.8, 101.1, 71.8, 51.0, 30.9, 26.5, 23.2, 21.2, 21.0. IR (KBr) ν (cm^{-1}) 2933, 2859, 1656, 1578, 1515, 1441, 1376, 1177, 1144, 1035, 775. HRMS(ESI): calculated for $\text{C}_{12}\text{H}_{16}\text{NOS}^+$ $[\text{M}+\text{H}]^+$ m/z : 222.0947, found 222.0950.

3-Phenyl-5H-thiazolo[3,2-*a*]pyridin-5-one (**10a**) was synthesized according to General Procedure C from 6-fluoro-2-pyridyl sulfoxide (94 mg, 1.0 eq, 0.4 mmol), ethynylbenzene (82 mg, 2.0 eq, 0.8 mmol), to give 71 mg product **10a** as colorless oil liquid in 78% yield; $R_f = 0.20$ (2:1 petroleum ether/ethyl acetate). ^1H NMR (400 MHz, CDCl_3) δ 7.45–7.35 (m, 6H), 6.69 (s, 1H), 6.68 (dd, $J = 7.6, 0.8$ Hz, 1H), 6.28 (dd, $J = 8.8, 0.8$ Hz, 1H). $^{13}\text{C}\{^1\text{H}\}$ NMR (100 MHz, CDCl_3) δ 161.3, 149.1, 141.1, 137.2, 132.5, 129.0, 128.4, 127.1, 111.2, 110.2, 99.7. IR (neat) ν 1654, 1569, 1500, 1399, 1175, 754, 695 cm^{-1} . HRMS[ESI]: calculated for $\text{C}_{13}\text{H}_{10}\text{NOS}^+$ $[\text{M}+\text{H}]^+$ m/z : 228.0478, found: 228.0482.

2-Methyl-3-phenyl-5H-thiazolo[3,2-*a*]pyridin-5-one (**10b**) was synthesized according to General Procedure C from 6-fluoro-2-pyridyl sulfoxide (94 mg, 1.0 eq, 0.4 mmol), prop-

1-yn-1-ylbenzene (93 mg, 2.0 eq, 0.8 mmol), to give 53 mg product **10b** as colorless oil liquid in 55% yield; $R_f = 0.20$ (2:1 petroleum ether/ethyl acetate). ^1H NMR (400 MHz, CDCl_3) δ 7.43–7.37 (m, 3H), 7.36–7.27 (m, 3H), 6.59 (dd, $J = 7.2, 0.8$ Hz, 1H), 6.20 (dd, $J = 8.8, 1.2$ Hz, 1H), 2.15 (s, 3H). $^{13}\text{C}\{^1\text{H}\}$ NMR (100 MHz, CDCl_3) δ 160.9, 147.4, 136.5, 135.3, 132.2, 129.6, 128.1, 127.4, 121.3, 111.3, 98.9, 12.4. IR (neat) ν 2967, 2875, 1659, 1504, 1441, 1400, 1174, 1130, 746, 701 cm^{-1} . HRMS[ESI]: calculated for $\text{C}_{14}\text{H}_{12}\text{NOS}^+$ $[\text{M}+\text{H}]^+$ m/z : 242.0634, found: 242.0634.

2-Ethyl-3-phenyl-5H-thiazolo[3,2-a]pyridin-5-one(10c) was synthesized according to General Procedure C from 6-fluoro-2-pyridyl sulfoxide (94 mg, 1.0 eq, 0.4 mmol), but-1-yn-1-ylbenzene (104 mg, 2.0 eq, 0.8 mmol), to give 51 mg product **10c** as colorless oil liquid in 51% yield; $R_f = 0.30$ (2:1 petroleum ether/ethyl acetate). ^1H NMR (400 MHz, CDCl_3) δ 7.42–7.37 (m, 3H), 7.36–7.27 (m, 3H), 6.60 (dd, $J = 7.2, 0.8$ Hz, 1H), 6.18 (dd, $J = 8.8, 0.8$ Hz, 1H), 2.52 (q, $J = 7.6$ Hz, 2H), 1.17 (t, $J = 7.6$ Hz, 3H). $^{13}\text{C}\{^1\text{H}\}$ NMR (100 MHz, CDCl_3) δ 160.9, 147.5, 136.5, 134.4, 132.4, 129.4, 128.6, 128.1, 127.4, 111.1, 99.0, 20.2, 15.1. IR (neat) ν 2963, 2930, 2874, 2849, 1659, 1504, 1560, 1441, 1400, 1174, 746, 701 cm^{-1} . HRMS[ESI]: calculated for $\text{C}_{15}\text{H}_{14}\text{NOS}^+$ $[\text{M}+\text{H}]^+$ m/z : 256.0791, found: 256.0790.

3-Methyl-2-(triisopropylsilyl)-5H-thiazolo[3,2-a]pyridin-5-one (10d) was synthesized according to General Procedure C from 6-fluoro-2-pyridyl sulfoxide (94 mg, 1.0 eq, 0.4 mmol), triisopropyl(prop-1-yn-1-yl)silane (157 mg, 2.0 eq, 0.8 mmol), to give 62 mg product **10d** as yellow oil liquid in 48% yield; $R_f = 0.70$ (2:1 petroleum ether/ethyl acetate). ^1H NMR (400 MHz, CDCl_3) δ 7.30–7.20 (m, 1H), 6.48 (dd, $J = 7.6, 0.8$ Hz, 1H), 6.16 (d, $J = 8.8$ Hz, 1H), 2.89 (s, 3H), 1.42–1.29 (m, 3H), 1.09 (d, $J = 7.2$ Hz, 18H). $^{13}\text{C}\{^1\text{H}\}$ NMR (100 MHz, CDCl_3) δ 163.4, 152.3, 144.0, 137.1, 113.0, 110.3, 98.6, 20.1, 18.5, 12.6. IR (neat) ν 2941, 2863, 1654, 1565, 1497, 1399, 1382, 1170, 882, 670 cm^{-1} . HRMS[ESI]: calculated for $\text{C}_{17}\text{H}_{28}\text{NOSSi}^+$ $[\text{M}+\text{H}]^+$ m/z : 322.1655, found: 322.1658.

8-Iodo-3-phenyl-5H-thiazolo[3,2-a]pyridin-5-one (10e) was synthesized according to General Procedure C from 2-(benzylsulfinyl)-6-fluoro-3-iodopyridine (144 mg, 1.0 eq, 0.4 mmol), ethynylbenzene (82 mg, 2.0 eq, 0.8 mmol), to give 107 mg product **10e** as yellow oil liquid in 76% yield; $R_f = 0.60$ (2:1 petroleum ether/ethyl acetate). ^1H NMR (400 MHz, CDCl_3) δ 7.52 (dd, $J = 9.6, 1.6$ Hz, 1H), 7.45–7.34 (m, 5H), 6.76 (d, $J = 1.6$ Hz, 1H), 6.13 (dd, $J = 9.2, 0.8$ Hz, 1H). $^{13}\text{C}\{^1\text{H}\}$ NMR (100 MHz, CDCl_3) δ 160.2, 152.6, 144.7, 142.9, 132.6, 128.9, 128.6, 127.2, 113.2, 110.8, 56.5. IR (neat) ν 1655, 1491, 1475, 1442, 1124, 803, 755, 694 cm^{-1} . HRMS[ESI]: calculated for $\text{C}_{13}\text{H}_9\text{INOS}^+$ $[\text{M}+\text{H}]^+$ m/z : 353.9444, found: 353.9447.

8-Iodo-3-methyl-2-(triisopropylsilyl)-5H-thiazolo[3,2-a]pyridin-5-one (10f) was synthesized according to General Procedure C from 2-(benzylsulfinyl)-6-fluoro-3-iodopyridine (144 mg, 1.0 eq, 0.4 mmol), triisopropyl(prop-1-yn-1-yl)silane (157 mg, 2.0 eq, 0.8 mmol), to give 156 mg product **10f** as yellow oil liquid in 87% yield; $R_f = 0.15$ (10:1 petroleum ether/ethyl acetate). ^1H NMR (400 MHz, CDCl_3)

δ 7.41 (d, $J = 9.2$ Hz, 1H), 6.05 (d, $J = 9.2$ Hz, 1H), 2.88 (s, 3H), 1.50–1.35 (m, 3H), 1.15 (d, $J = 7.6$ Hz, 18H). $^{13}\text{C}\{^1\text{H}\}$ NMR (100 MHz, CDCl_3) δ 162.5, 155.4, 145.9, 144.7, 113.9, 112.7, 55.1, 20.8, 18.6, 12.7. IR (neat) ν 2943, 2865, 1667, 1556, 1481, 1384, 1275, 1259, 913, 882, 764, 748, 675 cm^{-1} . HRMS[ESI]: calculated for $\text{C}_{17}\text{H}_{27}\text{INOSSi}^+$ $[\text{M}+\text{H}]^+$ m/z : 448.0622, found: 448.0624.

3-Methyl-5H-thiazolo[3,2-a]pyridin-5-one(10g): 10d (64 mg, 1.0 eq, 0.2 mmol), Tetrabutyl-ammonium fluoride (1.04 g, 20 eq, 4 mmol) was added to 10 mL reaction tube, then 2 mL THF and 2 mL H_2O was added, reacted at r.t. overnight. Added 20 mL H_2O , Extract with dichloromethane, dried over anhydrous Na_2SO_4 , purified with flash column chromatography (petroleum ether/ethyl acetate = 5/1), to give 32 mg product **10g** as yellow oil liquid in 98% yield. **10g**: $R_f = 0.20$ (2:1 petroleum ether/ethyl acetate). ^1H NMR (400 MHz, CDCl_3) δ 7.32 (dd, $J = 8.8, 7.2$ Hz, 1H), 6.54 (dd, $J = 7.6, 1.2$ Hz, 1H), 6.35 (d, $J = 1.2$ Hz, 1H), 6.24 (dd, $J = 8.8, 0.8$ Hz, 1H), 2.88 (d, $J = 1.2$ Hz, 3H). $^{13}\text{C}\{^1\text{H}\}$ NMR (100 MHz, CDCl_3) δ 163.2, 150.1, 139.1, 137.4, 110.9, 105.9, 99.7, 18.7. IR (neat) ν 3054, 2986, 1660, 1505, 1265, 909, 737, 705 cm^{-1} . HRMS[ESI]: calculated for $\text{C}_8\text{H}_8\text{NOS}^+$ $[\text{M}+\text{H}]^+$ m/z : 166.0321, found: 166.0323.

8-Iodo-3-methyl-5H-thiazolo[3,2-a]pyridin-5-one(10h): 10f (89 mg, 1.0 eq, 0.2 mmol), Tetrabutyl-ammonium fluoride (1.04 g, 20 eq, 4 mmol) was added to 10 mL reaction tube, then 2 mL THF and 2 mL H_2O was added, reacted at r.t. overnight. Added 20 mL H_2O , Extract with dichloromethane, dried over anhydrous Na_2SO_4 , purified with flash column chromatography (petroleum ether/ethyl acetate = 5/1), to give 52 mg product **10h** as yellow oil liquid in 90% yield. **10h**: $R_f = 0.20$ (2:1 petroleum ether/ethyl acetate). ^1H NMR (400 MHz, CDCl_3) δ 7.44 (d, $J = 9.2$ Hz, 1H), 6.44 (d, $J = 1.2$ Hz, 1H), 6.10 (d, $J = 9.2$ Hz, 1H), 2.83 (d, $J = 0.8$ Hz, 3H). $^{13}\text{C}\{^1\text{H}\}$ NMR (100 MHz, CDCl_3) δ 162.2, 153.6, 145.0, 141.2, 113.2, 106.7, 56.4, 19.3. IR (neat) ν 1660, 1592, 1484, 1443, 1421, 1393, 1191, 1152, 1017, 804, 751 cm^{-1} . HRMS[ESI]: calculated for $\text{C}_8\text{H}_7\text{INOS}^+$ $[\text{M}+\text{H}]^+$ m/z : 291.9288, found: 291.9290.

ASSOCIATED CONTENT

Supporting Information

Copies of NMR spectra. The Supporting Information is available free of charge on the ACS Publications website at DOI:

AUTHOR INFORMATION

Corresponding Authors

*E-mail: liml@mail.buct.edu.cn (M. Li);
lipf@mail.buct.edu.cn (P. Li)

Acknowledgment

This research was supported in part by National Natural Science Foundation of China (21402005) and the Fundamental Research Funds for the Central Universities (XK-1802-6, 12060093063).

References

- (a) Burckhardt, T.; Harms, K.; Koert, U. Total Synthesis of Lodopyridone. *Org. Lett.* **2012**, *14*, 4674-4677. (b) Gao, X.; Singh, R. P.; Corey, E. J. Enantioselective Synthesis of a Chiral C3-Symmetric Bridgehead Amine. *Org. Lett.* **2010**, *12*, 1812-1814. (c) Abe, H.; Machiguchi, H.; Matsumoto, S.; Inouye, M. Saccharide Recognition-Induced Transformation of Pyridine-Pyridone Alternate Oligomers from Self-Dimer to Helical Complex. *J. Org. Chem.* **2008**, *73*, 4650-4661.
- Stierle, A. A.; Stierle, D. B.; Patacini, B. The Berkeleyamides, Amides from the Acid Lake Fungus *Penicillium rubrum*. *J. Nat. Prod.* **2008**, *71*, 856-860.
- Maloney, K. N.; MacMillan, J. B.; Kauffman, C. A.; Jensen, P. R.; DiPasquale, A. G.; Rheingold, A. L.; Fenical, W. Lodopyridone, a Structurally Unprecedented Alkaloid from a Marine Actinomycete. *Org. Lett.* **2009**, *11*, 5422-5424.
- Kitagawa, H.; Ozawa, T.; Takahata, S.; Iida, M.; Saito, J.; Yamada, M. Phenylimidazole Derivatives of 4-Pyridone as Dual Inhibitors of Bacterial Enoyl-Acyl Carrier Protein Reductases FabI and FabK. *J. Med. Chem.* **2007**, *50*, 4710-4720.
- Tan, L.; Tao, Y.; Wang, T.; Zou, F.; Zhang, S.; Kou, Q. H.; Niu, A.; Chen, Q.; Chu, W. J.; Chen, X. Y.; Wang, H. D.; Yang, Y. S. Discovery of Novel Pyridone-Conjugated Monosulfactams as Potent and Broad-Spectrum Antibiotics for Multidrug-Resistant Gram Negative Infections. *J. Med. Chem.* **2017**, *60*, 2669-2684.
- Pierce, J. B.; Ariyan, Z. S.; Ovenden, G. S. Preparation and Antiinflammatory Activity of 2- and 4-Pyridones. *J. Med. Chem.* **1982**, *25*, 131-136.
- Woodford, W. J.; Swartz, B. A.; Pillar, C. J.; Kampf, A.; Mertes, M. P. Synthesis of the α and β Anomers of 1-(2-Deoxy-D-ribofuranosyl)-4-pyridone. *J. Med. Chem.* **1974**, *17*, 1027-1029.
- Mao, D. T.; Driscoll, J. S.; Marquez, V. E. Synthesis of 3-Hydroxy-2- and -4-pyridone Nucleosides as Potential Antitumor Agents. *J. Med. Chem.* **1984**, *27*, 160-164.
- Good, J. A. D.; Silver, J.; Bahnan, W. Thiazolino 2-Pyridone Amide Inhibitors of *Chlamydia trachomatis* Infectivity. *J. Med. Chem.* **2016**, *59*, 2094-2108.
- Berg, V. A.; Almqvist, F. Pilicides—small molecules targeting bacterial virulence. *Org. Biomol. Chem.* **2007**, *5*, 1827-1834.
- Åberg, V.; Norman, F.; Chorell, Erik. Microwave-assisted decarboxylation of bicyclic 2-pyridone scaffolds and identification of β -peptide aggregation inhibitors. *Org. Biomol. Chem.* **2005**, *3*, 2817-2823.
- Horvath, I.; Weise, C. F.; Andersson, E. K. Mechanisms of Protein Oligomerization: Inhibitor of Functional Amyloids Templates α -Synuclein Fibrillation. *J. Am. Chem. Soc.* **2012**, *134*, 3439-3444.
- Horvath, I.; Sellstedt, M.; Weise, C. Modulation of α -synuclein fibrillization by ring-fused 2-pyridones: Temptation and inhibition involve oligomers with different structure. *Arch. Biochem. Biophys.* **2013**, *532*, 84-90.
- (a) Bai, X-D.; Wang, J.; He, Y. Iridium-Catalyzed Propenylation Reactions for the Synthesis of 4-Pyridone Derivatives. *Adv. Synth. Catal.* **2018**, *360*, 1-7. (b) Grabowska, H.; Zawadzki, M.; Syper, L. Catalytic Method for N-Methyl-4-pyridone Synthesis in the Presence of ZnAl₂O₄. *Catal. Lett.* **2008**, *121*, 103-110. (c) Kitagawa, H.; Kumura, K.; Atsumi, K. A Novel Synthesis of 2,3-Disubstituted-4-pyridones from 4-Methoxypyridine. *Chem. Lett.* **2006**, *35*, 712-713.
- (a) Freeman, S. K.; Ringk, W. F.; Spoerri, P. E. N-Aralkyl Derivatives of 4-Pyridone and Chelidamic Acid. *J. Am. Chem. Soc.* **1947**, *69*, 858-859. (b) Fisher, B. E.; Hodge, J. E. The Structure of Isomaltol. *J. Org. Chem.* **1964**, *29*, 776-781.
- Müller, E.; Haller, R.; Merz, K. W. Zur Synthese substituierter Pyridone durch Dehydrierung. *Eur. J. Inorg. Chem.* **1966**, *99*, 445-449.
- (a) Zupancic, S.; Svete, J.; Stanovnik, B. Synthesis and Transformations of Alkyl 1,5-Bis(dimethylamino)-3-oxopenta-1,4-diene-2,4-dicarboxylates. A Simple Synthesis of Dialkyl 1-Substituted 4-Oxo-1,4-dihydropyridine-3,5-dicarboxylates. *Heterocycle*. **2000**, *53*, 2033-2042. (b) Obydenov, D. L.; Sidorova, E. S.; Usachev, B. I.; Sosnovskikh, V. Y. A novel, two-step synthesis of 4-pyridone-3-carboxamides from 2-cyano-4-pyridones. *Tetrahedron Lett.* **2013**, *54*, 3085-3087. (c) Obydenov, D. L.; El-Tantawy, A. I.; Sosnovskikh, V. Y. Synthesis of Multifunctionalized 2,3-Dihydro-4-pyridones and 4-Pyridones via the Reaction of Carbamoylated Enaminones with Aldehydes. *J. Org. Chem.* **2018**, *83*, 13776-13786. (d) Sobczak, A.; Antkowiak, W. Z. Synthesis of 2,3-Disubstituted 4-Pyridone from a β -Aminocarboxylate Derivative and Acetoacetate. *Synth. Commun.* **2005**, *35*, 2993-3001. (e) Qiu, Y-F.; Yang, F.; Qiu, Z-H.; Zhong, M-J.; Wang, L-J.; Ye, Y-Y.; Song, B.; Liang, Y-M. Brønsted Acid Catalyzed and NIS-Promoted Cyclization of Diynones: Selective Synthesis of 4-Pyridone, 4-Pyridone, and 3-Pyrrolone Derivatives. *J. Org. Chem.* **2013**, *78*, 12018-12028. (f) Work, S. D.; Hauser, C. R. Acylations of Dilithio β -Diketones with Aliphatic Esters to Form 1,3,5-Triketones. Cyclizations to 4-Pyridones and 4-Pyridones. *J. Org. Chem.* **1963**, *28*, 725-730. (g) Barluenga, J.; Carlon, R. P.; Gonzalez, F. J.; Fustero, S. Synthesis of 4(1H)-pyridones by carbonylation of 2-aza-1,3-dienes. *Tetrahedron Lett.* **1990**, *31*, 3793-3796.
- (a) Huang, Z-T.; Shi, X. Synthesis of Heterocyclic Ketene N,S-Acetals and Their Reactions with Esters of α,β -Unsaturated Acids. *Synthesis* **1990**, *2*, 162-167. (b) Al-Afaleq, E. I. A facile method for the synthesis of novel pyridinone derivatives via ketene N,S-acetals. *Synth. Commun.* **2001**, *31*, 3557-3567. (c) Babiano, R.; Cintas, P.; Palacios, J. C. Assessing stereoelectronic effects in dipolar cycloadditions yielding fused thiazolopyridone rings. *Tetrahedron*, **2017**, *73*, 1551-1560. (d) Emtenas, H.; Alderin, L.; Almqvist, F. An Enantioselective Ketene-Imine Cycloaddition Method for Synthesis of Substituted Ring-Fused 2-Pyridinones. *J. Org.*

- Chem.* **2001**, 66, 6756-6761. (e) Birchler, A. G.; Liu, F.; Liebeskind, L. S. Synthesis of Pyridone-Based Azaheteroaromatics by Intramolecular Vinylketene Cyclizations onto the C=N Bond of Nitrogen Heteroaromatics. *J. Org. Chem.* **1994**, 59, 7737-7745.
19. (a) Hu, G.; Xu, J.; Li, P. Synthesis of N-alkylated 2-pyridones through Pummerer type reactions of activated sulfoxides and 2-fluoropyridine derivatives. *Org. Biomol. Chem.* **2018**, 16, 4151-4158. (b) Hu, G.; Xu, J.; Li, P. Sulfur Mediated Allylic C-H Alkylation of Tri- and Disubstituted Olefins. *Org. Lett.* **2014**, 16, 6036-6039. (c) Zhang, Z.; Du, H.; Xu, J.; Li, P. Anti-Markovnikov rearrangement in sulfur mediated allylic C-H amination of olefins. *Chem. Commun.* **2016**, 52, 11547-11550. (d) Hu, G.; Xu, J.; Li, P. Sulfur mediated propargylic C-H alkylation of alkynes. *Org. Chem. Front.* **2018**, 5, 2167-2170. (e) Shi, Y.; Li, P. Transition-metal-free phenylselenylation of arenes with triflic anhydride activated methyl phenyl selenoxide. *Tetrahedron. Lett.* **2018**, 59, 3104-3107. (f) Zhang, Z.; He, P.; Du, H.; Xu, J.; Li, P. Sulfur-Mediated Electrophilic Cyclization of Aryl-Substituted Internal Alkynes. *J. Org. Chem.* **2019**, 84, 4517-4524. (g) Zhang, Z.; Luo, Y.; Du, H.; Xu, J.; Li, P. Synthesis of α -Heterosubstituted Ketones through Sulfur Mediated Difunctionalization of Internal Alkynes. *Chem. Sci.* **2019**, 10, 5156-5161. (h) Luo, H.; Hu, G.; Li, P. *ChemRxiv* **2019**, DOI: 10.26434/chemrxiv.8026475.
20. Padwa, A.; Gunn, D. E.; Jr.; Osterhout, M. H. Application of the Pummerer Reaction toward the Synthesis of Complex Carbocycles and Heterocycles. *Synthesis* **1997**, 1353-1377.
21. Bur, S. K.; Padwa, A. The Pummerer Reaction: Methodology and Strategy for the Synthesis of Heterocyclic Compounds. *Chem. Rev.* **2004**, 104, 2401-2432.
22. He, Zhen.; Shrivies, H. J.; Fernández-Salas, José, A.; Abengózar, A.; Neufeld, J.; Yang, K.; Pulis, A. P.; Procter, D. J. Synthesis of C2 Substituted Benzothiophenes via an Interrupted Pummerer/[3,3]-Sigmatropic/1,2-Migration Cascade of Benzothiophene S-Oxides. *Angew. Chem. Int. Ed.* **2018**, 57, 5759-5764.
23. Feldman, K. S. Modern Pummerer-type reactions. *Tetrahedron.* **2006**, 62, 5003-5034.
24. Smith, L. H. S.; Coote, S. C.; Sneddon, H. F.; Procter, D. J. Beyond the Pummerer Reaction: Recent Developments in Thionium Ion Chemistry. *Angew. Chem. Int. Ed.* **2010**, 49, 5832-5844.
25. Huang, X.; Klimczyk, S.; Maulide, N. Charge-Accelerated Sulfonium [3,3]-Sigmatropic Rearrangements. *Synthesis.* **2012**, 02, 175-183.
26. Pulis, A. P.; Procter, D. J. C-H Coupling Reactions Directed by Sulfoxides: Teaching an Old Functional Group New Tricks. *Angew. Chem. Int. Ed.* **2016**, 55, 9842-9860.
27. Shafir, A. The emergence of sulfoxide and iodonio-based redox arylation as a synthetic tool. *Tetrahedron Lett.* **2016**, 57, 2673-2682.
28. Yorimitsu, H. Cascades of Interrupted Pummerer Reaction-Sigmatropic Rearrangement. *Chem. Rec.* **2017**, 17, 1-13.
29. Meng, L.; Zeng, J.; Wan, Q. Interrupted Pummerer Reaction in Latent/Active Glycosylation. *Synlett* **2018**, 29, 148-156.
30. Tian, Z. Y.; Hu, Y. T.; Teng, H. B.; Zhang, C. P. Application of arylsulfonium salts as arylation reagents. *Tetrahedron Lett.* **2018**, 59, 299-309.
31. Preprint of this manuscript has been deposited: Huang, J.; Hu, G.; An, S.; Chen, D.; Li, M.; Li, P. *ChemRxiv* **2019**, DOI: 10.26434/chemrxiv.8016026.
32. (a) Medley, J. W.; Movassaghi, M. Direct Dehydrative N-Pyridinylation of Amides. *J. Org. Chem.* **2009**, 74, 1341-1344. (b) Pelletier, G.; Bechara, W. S.; Charette, A. B. Controlled and Chemoselective Reduction of Secondary Amides. *J. Am. Chem. Soc.* **2010**, 132, 12817-12819. (c) Huang, P. Q.; Huang, Y. H.; Xiao, K. J. Metal-Free Intermolecular Coupling of Arenes with Secondary Amides: Chemoselective Synthesis of Aromatic Ketimines and Ketones, and N-Deacylation of Secondary Amides. *J. Org. Chem.* **2016**, 81, 9020-9027. (d) Kaiser, D.; Torre, A.; Shaaban, S.; Maulide, N. Metal-Free Formal Oxidative C-C Coupling by In Situ Generation of an Enolonium Species. *Angew. Chem. Int. Ed.* **2017**, 56, 5921-5925. (e) Tona, V.; Maryasin, B.; Torre, A.; Sprachmann, J.; González, L.; Maulide, N. Direct Regioselective Synthesis of Tetrazolium Salts by Activation of Secondary Amides under Mild Conditions. *Org. Lett.* **2017**, 19, 2662-2665. (f) Ye, J. L.; Zhu, Y. N.; Geng, H.; Huang, P. Q. Metal-free synthesis of quinolines by direct condensation of amides with alkynes: revelation of N-aryl nitrilium intermediates by 2D NMR techniques. *Sci. China Chem.* **2018**, 61, 687-694.
33. (a) Garcia, B. A.; Poole, J. L.; Gin, D. Y. Direct Glycosylations with 1-Hydroxy Glycosyl Donors using Trifluoromethanesulfonic Anhydride and Diphenyl Sulfoxide. *J. Am. Chem. Soc.* **1997**, 119, 7597-7598. (b) Myers, A. G.; Tom, N. J.; Fraley, M. E.; Cohen, S. B.; Madar, D. J. A Convergent Synthetic Route to (+)-Dynermicin A and Analogs of Wide Structural Variability. *J. Am. Chem. Soc.* **1997**, 119, 6072-6094. (c) Movassaghi, M. Hill, M. D.; Ahmad, O. K. Direct Synthesis of Pyridine Derivatives. *J. Am. Chem. Soc.* **2007**, 129, 10096-10097. (d) Wezeman, T.; Zhong, S.; Nieger, M.; Bräse, S. Synthesis of Highly Functionalized 4-Aminoquinolines. *Angew. Chem. Int. Ed.* **2016**, 55, 3823-3827. (e) Movassaghi, M.; Hill, M. D. Single-Step Synthesis of Pyrimidine Derivatives. *J. Am. Chem. Soc.* **2006**, 128, 14254-14255.
34. (a) Bos, P. H.; Maciá, B.; Fernández-Ibáñez, M. Á.; Minnaard, A. J. and Feringa, B. L. Catalytic asymmetric conjugate addition of dialkylzinc reagents to α,β -unsaturated sulfones. *Org. Biomol. Chem.* **2010**, 8, 47-49. (b) Hendriks, C. M. M.; Lamers, P.; Engel, J.; Bolm, C. Sulfoxide-to-Sulfilimine Conversions: Use of Modified Burgess-Type Reagents. *Adv. Synth. Catal.* **2013**, 355, 3363-3368.
35. (a) Margaret, M.; Reich, B. J. Studies on the Reactive Species in Fluoride-Mediated Carbon-Carbon Bond-Forming Reactions: Carbanion Formation by Desilylation with Fluoride and Enolates. *J. Org. Chem.* **2006**, 71, 4031-4039. (b) Dean, W. M.; Šiaučiulis, M. Versatile C(sp²)-C(sp³) Ligand Couplings of Sulfoxides for the Enantioselective

Synthesis of Diarylalkanes. *Angew. Chem. Int. Ed.* **2016**, *55*, 10013-10016.

36. Zhang, L; Dolbier, W. R; Sheeller, B; Ingold, K. U. Absolute Rate Constants of Alkene Addition Reactions of a Fluorinated Radical in Water. *J. Am. Chem. Soc.* **2002**, *124*, 6362-6366.

37. Yang, X; He, L; Tsui, G. C. Hydroxytrifluoromethylation of Alkenes Using Fluoroform-Derived CuCF_3 . *Org. Lett.* **2017**, *19*, 2446-2449.

38. Barluenga, J; Fañanás F. J; Sanz, R; Marcos, C; Ignacio, J. M. 2-Arylallyl as a new protecting group for amines, amides and alcohols. *Chem. Comm.* **2005**, 933-935.

39. Wang, G; Zou, Y; Li, Z; Wang, Q; Goetze, A. Unexpected Cycloisomerizations of Nonclassical Carbocation Intermediates in Gold(I)-Catalyzed Homo-Rautenstrauch Cyclizations. *J. Org. Chem.* **2011**, *76*, 5825-5831.