



Nitrocellulose and Nanomaterials: Understanding the fundamental interactions between nitrocellulose and graphene

Graphene in the Energetic World

Graphene is the lightest and strongest nanomaterial ever known. Its mechanical strength is 100-300 times more than steel and has unparalleled thermal and electrical conductivity. Graphene has shown great potential for influencing thermal decomposition¹, ignition temperatures² and burn rate³ of energetic materials.




Fig. 1. High speed images of combustion process of pure NC films and GO-NC films in ambient conditions: (a) Pure NC film; (b) 0.05% GO-NC film; (c) 0.5% GO-NC film; (d) 1% GO-NC film. ⁴

However, the fundamental science of graphene and energetics interaction remains unclear.

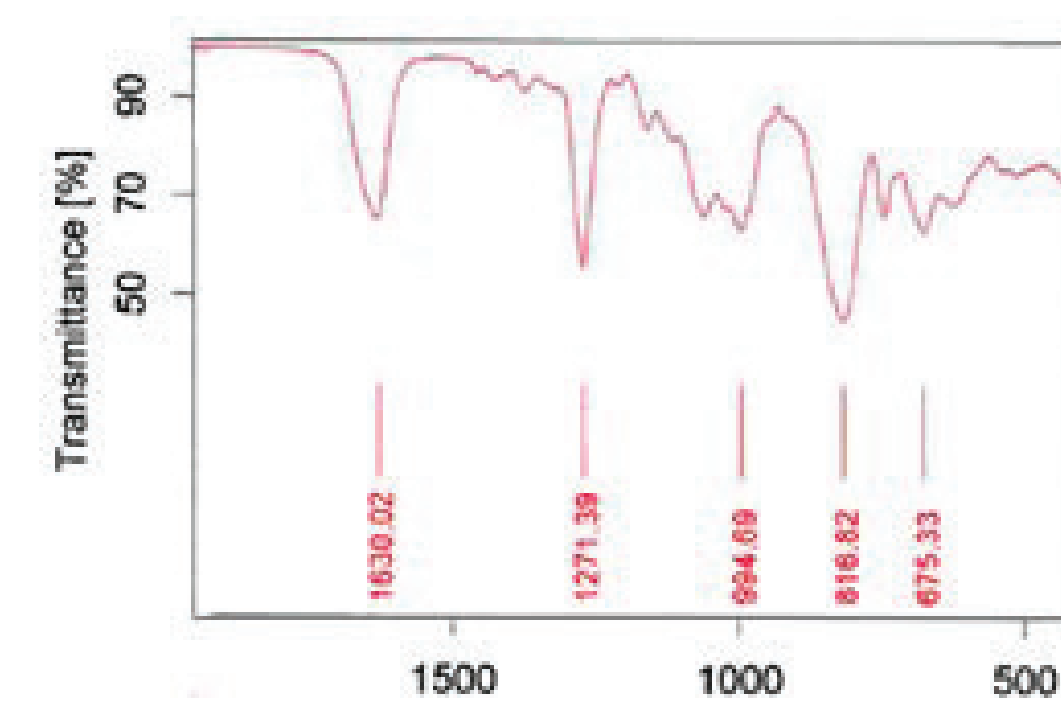
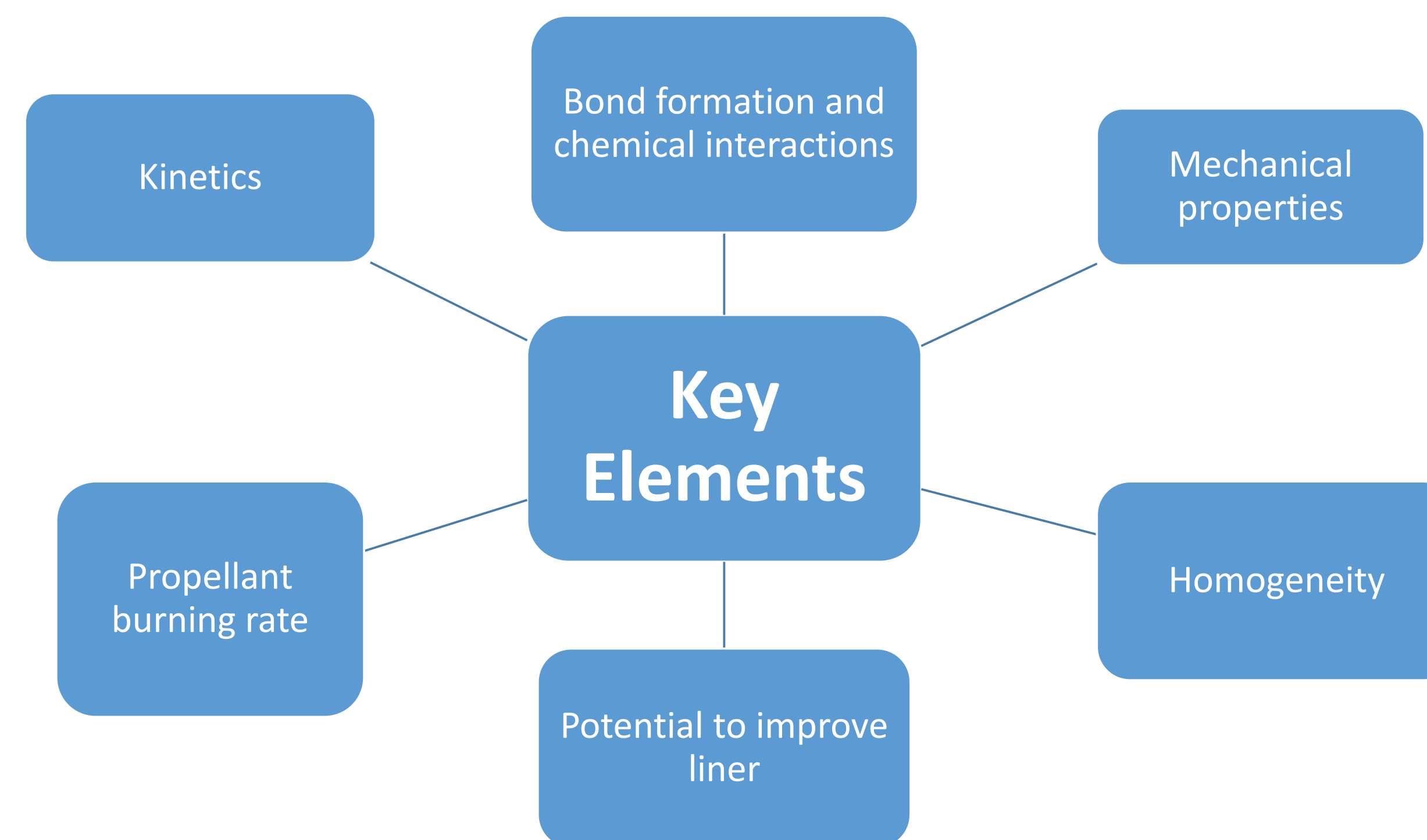
This PhD project is to study the interaction of graphene with nitrocellulose, which is believed to enhance the mechanical and ballistic (burn rate) properties of NC-base propellants.

Authors: Ciarán Callaghan, Dr Matt Parker and Dr Monir Moniruzzaman

Centre for Defence Chemistry, Defence Academy of the United Kingdom, Shrivenham, Oxfordshire, SN6 8LA

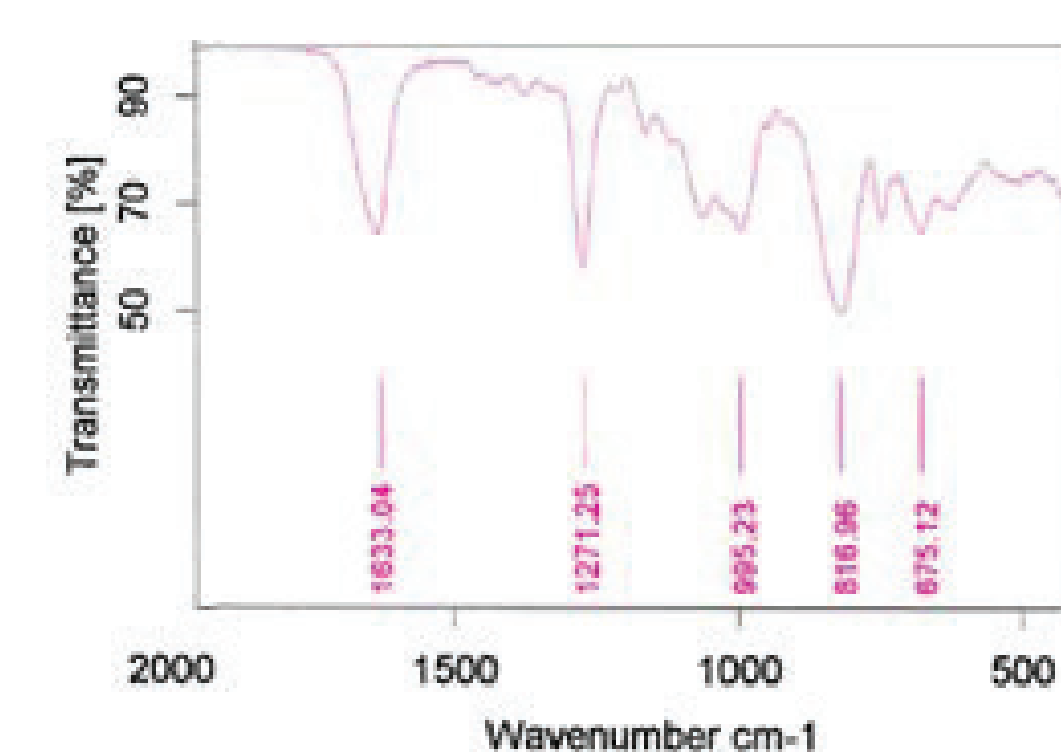
Contact: m.moniruzzaman@cranfield.ac.uk tel: +44(0)1793 785391
c.a.callaghan@cranfield.ac.uk

www.cranfield.ac.uk



ATR-FTIR analysis has shown that the presence of graphene shifts the asymmetric NO₂ stretching vibration.

It has been found that in cellulose and nitrocellulose that such upward shifts can be used to determine crystallinity in nitrocellulose⁵.



It is intended to determine if this can be exploited across a range of nitration levels in NC, with and without graphene by correlation with XRD.

Aims

Investigate the fundamental interactions of NC with graphene-derived nanomaterials using:

- Sum Frequency Generation Vibrational Spectroscopy
- FTIR
- Solid State NMR
- RAMAN spectroscopy

Establish better understanding of graphene - nitrocellulose surface interactions.

Determine the influence on various characteristics of propellants primarily the burning rates of modified and unmodified propellants.

Examine possibility to determine crystallinity in NC by FTIR

Success of this programme will widen the application of graphene in the field of Energetics Chemistry to improve munition performance and safety.

References

1. Yan, Q.-L., Gozin, M., Zhao, F.-Q., Cohen, A. & Pang, S.-P. Highly energetic compositions based on functionalized carbon nanomaterials. *Nanoscale* **8**, 4799–4851 (2016).
2. Dey, A. *et al.* A graphene titanium dioxide nanocomposite (GTNC): one pot green synthesis and its application in a solid rocket propellant. *RSC Adv.* **5**, 63777–63785 (2015).
3. Kuila, T. *et al.* Chemical functionalization of graphene and its applications. *Prog. Mater. Sci.* **57**, 1061–1105 (2012).
4. Zhang, X. *et al.* Direct laser initiation and improved thermal stability of nitrocellulose/graphene oxide nanocomposites. *Appl. Phys. Lett.* **102**, (2013).
5. Trache, D., Khimeche, K., Mezroua, A. & Benziane, M. Physicochemical properties of microcrystalline nitrocellulose from Alfa grass fibres and its thermal stability. *J. Therm. Anal. Calorim.* **124**, 1485–1496 (2016).



Sponsors
Defence Ordnance
Safety Group and
Cranfield University

