

# Feasibility study on the in-line measurement of pharmaceutical powder mass flow rate and charging characteristics using an electrostatic powder flow sensor (EPFS).

## Introduction

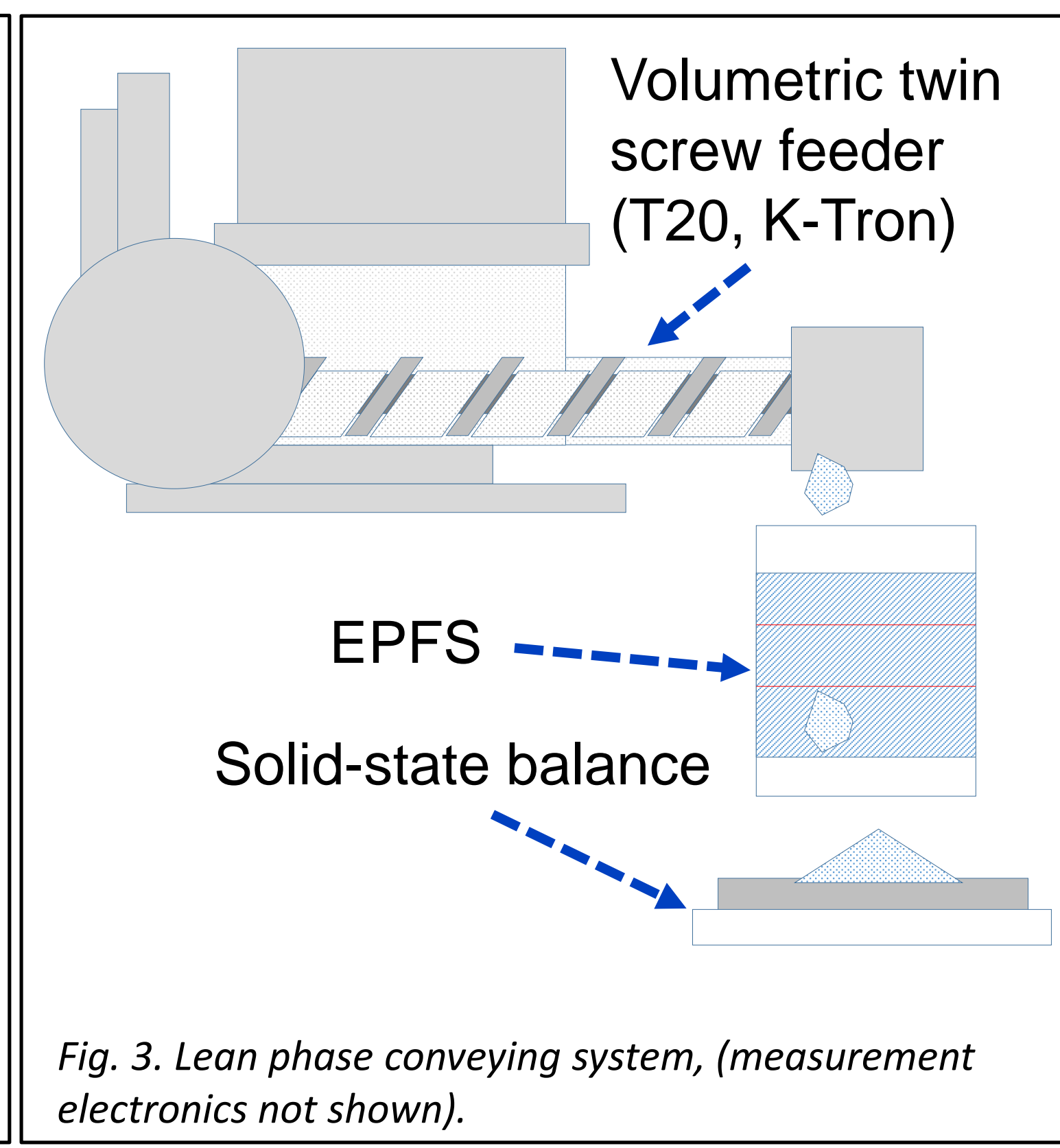
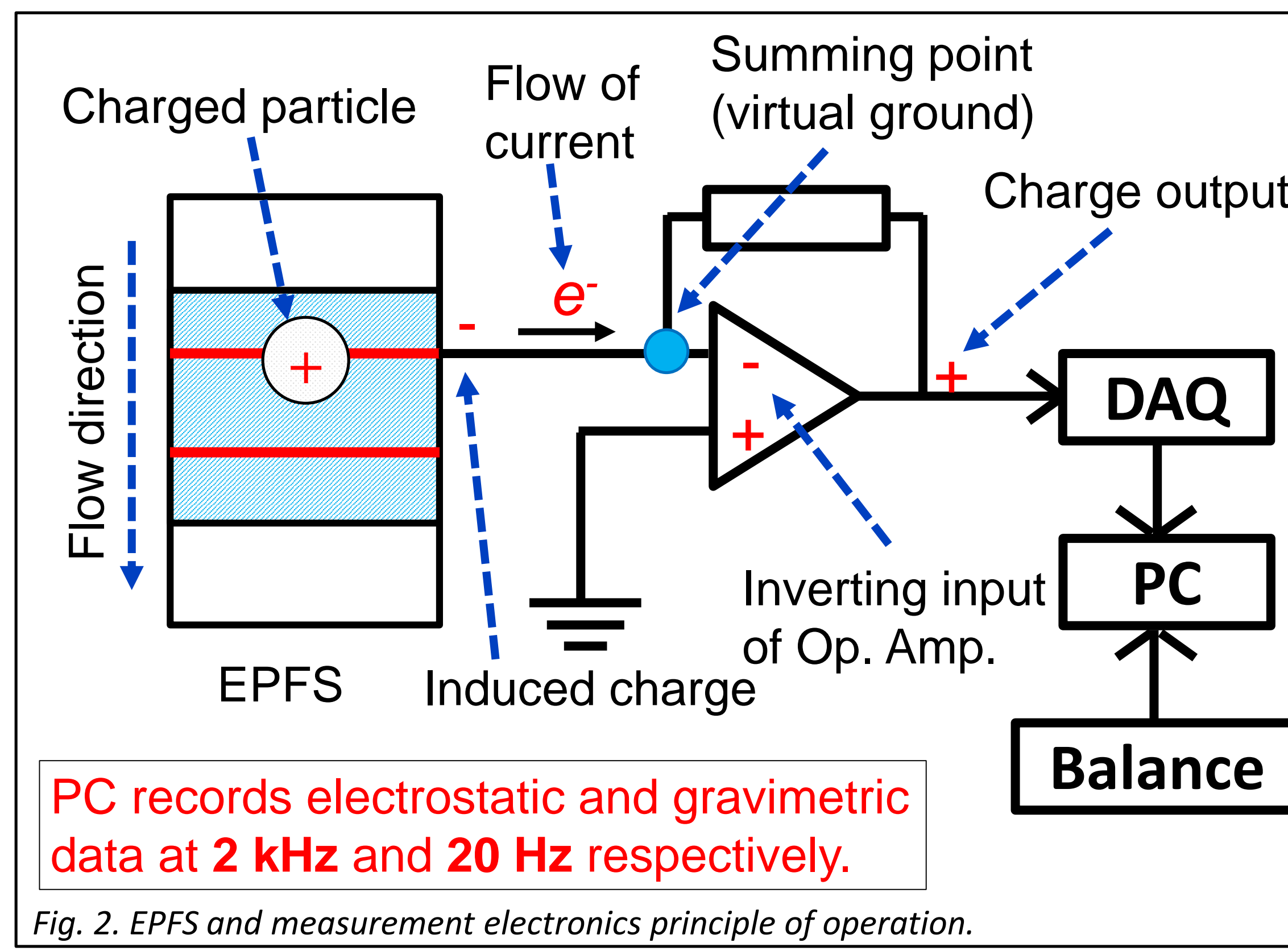
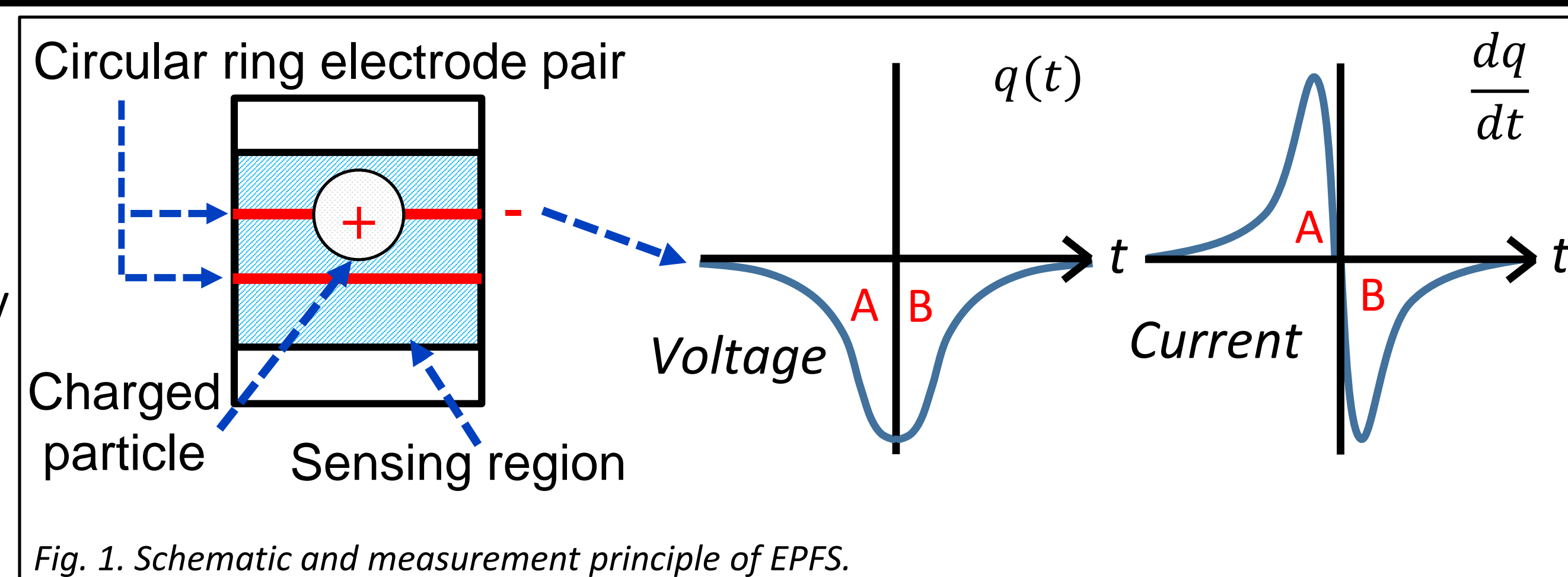
- Electrostatic induction sensors are widely used to measure in-line particle flow parameters in pneumatic conveying processes [1], but are rarely utilised in pharmaceutical flow regimes.
- Triboelectrification may result in powder adhesion to processing equipment [2]. Material charging differences are typically measured using tribo-series and Faraday Cup [3]. However, tribo-series only qualitatively ranks charging behaviour specific to the conditions at which the measurements were performed, whereas the Faraday Cup cannot be integrated into processes.
- In this study, an electrostatic powder flow sensor (EPFS) was developed to directly measure in-line flow parameters and charging behaviour of powders conveyed in a pharmaceutical process.

## Materials & Methods

- Electrostatic and gravimetric measurements were recorded for five "as received" powders and one oven-dried powder, which were conveyed using a twin screw feeder.
- Particle velocity was obtained via cross-correlation algorithm (1), using the upstream and downstream electrostatic signals.

$$b = \frac{\sum_{i=1}^n (x_i - \bar{x})(y_i - \bar{y})}{\sum_{i=1}^n (x_i - \bar{x})^2} \quad (1)$$

- RMS signal was calculated by averaging values across consecutive 0.05s (20Hz) intervals over the entire electrostatic dataset.
- Charging behaviour was analysed by normalising the RMS of the electrostatic signal against the mass flow rate.



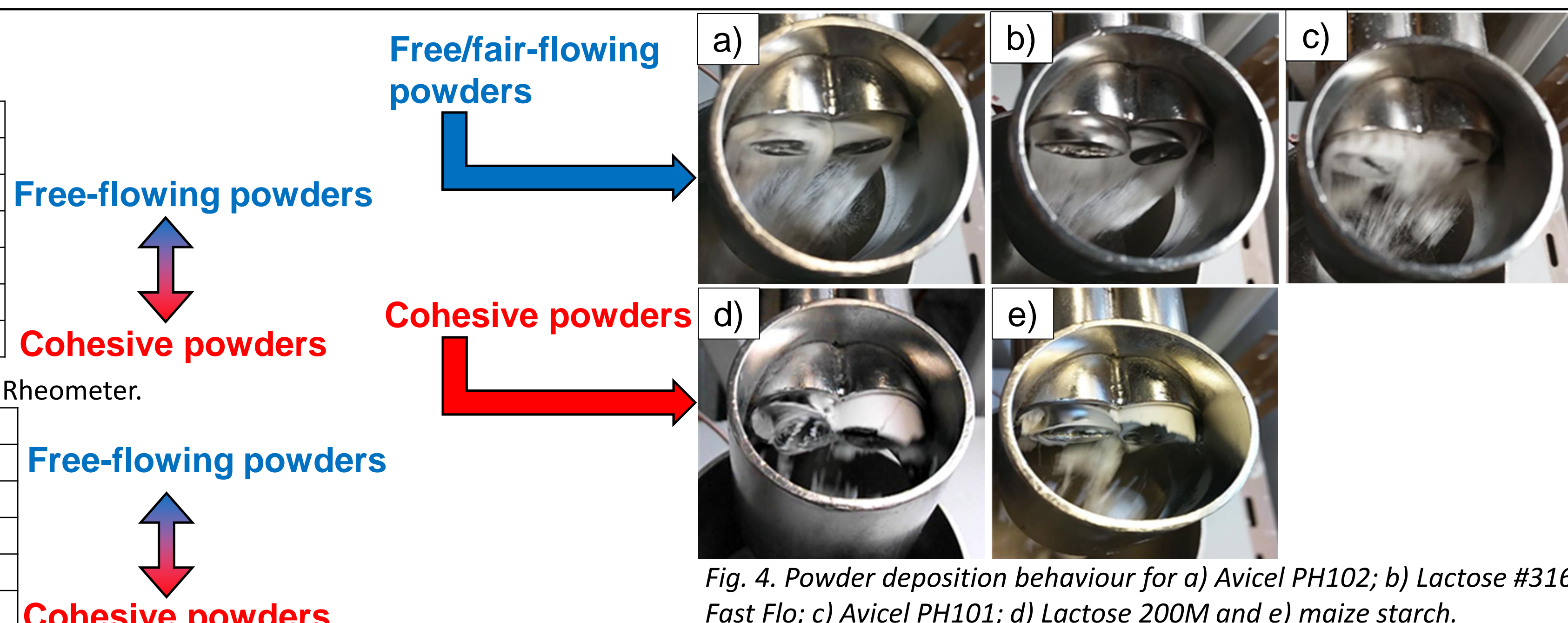
## Results Powder mass flow rate vs powder velocity

Table 1. Mean particle velocities recorded for each screw conveyed powder.

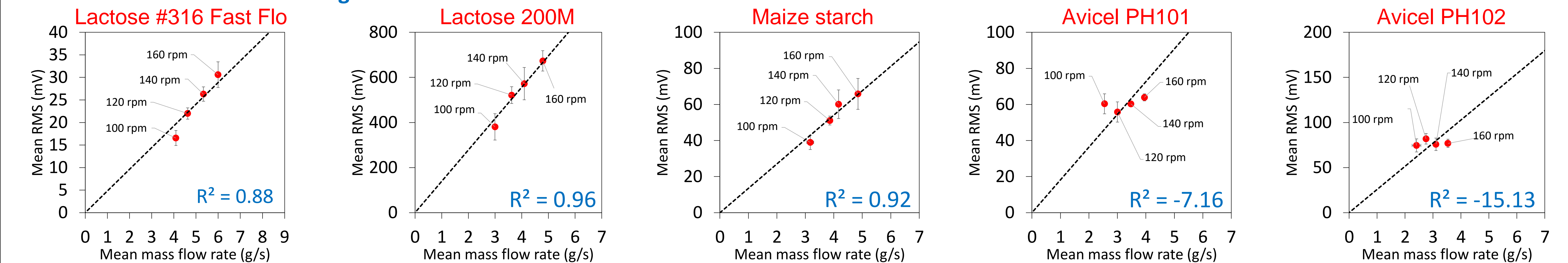
Material	Mean powder velocity (m/s)				
	100 rpm	120 rpm	140 rpm	160 rpm	All screw speeds
Avicel PH102	1.68 ± 0.02	1.69 ± 0.02	1.7 ± 0	1.69 ± 0	1.69 ± 0.01
Lactose #316 Fast Flo	1.76 ± 0.22	1.71 ± 0.17	1.69 ± 0.02	1.68 ± 0.01	1.71 ± 0.04
Avicel PH101	1.73 ± 0	1.73 ± 0.02	1.74 ± 0.01	1.74 ± 0.01	1.74 ± 0.01
Lactose 200M	1.78 ± 0.01	1.77 ± 0.01	1.77 ± 0.01	1.77 ± 0.01	1.77 ± 0
Maize Starch	1.77 ± 0	1.75 ± 0.02	1.78 ± 0.02	1.80 ± 0.01	1.77 ± 0.02

Table 2. Powder specific energy (SE), compressibility and permeability characterisation using an FT4 Powder Rheometer.

Material	Mean SE (mJ/g)	% Compressibility @ 15 kPa	Pressure drop (mBar) @ 15 kPa
Lactose #316 Fast Flo	4.5 ± 0.2	5.3 ± 0.2	0.6 ± 0
Avicel PH102	5.2 ± 0.5	11.3 ± 0.2	0.4 ± 0
Avicel PH101	7.2 ± 0.2	15.7 ± 0.2	1 ± 0
Maize Starch	7.8 ± 0.7	18.2 ± 0.7	8.8 ± 0.07
Lactose 200M	6.2 ± 0.3	34.4 ± 0.3	9.3 ± 0.3



## Powder mass flow rate vs RMS signal



## Electrostatic charging characteristics

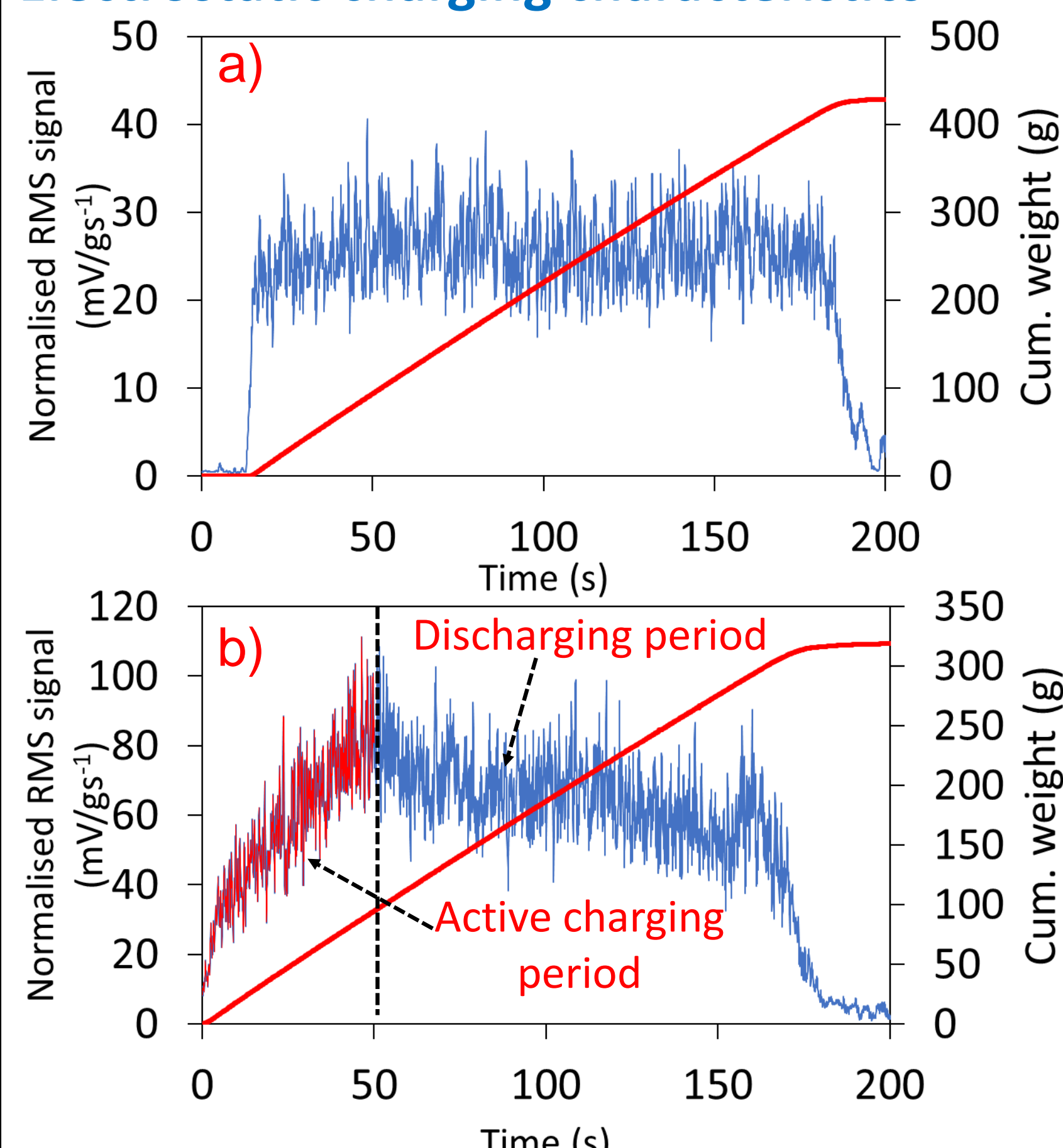



Table 3. Ranking in the normalised charges recorded for five pharmaceutical powders conveyed at 100rpm.

Material	Normalised RMS (mV/g <sup>-1</sup> s)
Lactose 200M	121 ± 15%
Avicel PH102	30 ± 3%
Avicel PH101	23 ± 8%
Maize Starch	12 ± 7%
Lactose #316 Fast Flo	4 ± 7%



## Conclusions

- Particle velocity was independent of the screw speed (Table 1).
- Differences in the particle velocities were thought to be influenced by powder deposition sizes (Fig. 4), which resulted from differences in the cohesivity of the entrained powder.
- Similar rankings were shown between particle velocity and the cohesivity dependant FT4 parameters (Table 2).
- Reasonable correlation was shown ( $R^2 > 0.88$ ) between the mass flow rate and RMS obtained for Lactose #316 Fast-Flo, Lactose 200M and maize starch, but not for other powders (Fig. 5).
- RMS standard deviation was as high as 15%, which rendered the EPFS unsuitable for direct measurement of mass flow rate.
- The powder charge carrying capacity could be indicated by normalising the RMS values against the mass flow rate (Table 3).
- The EPFS could measure the time dependent tribo-charging behaviour of a conditioned powder (Fig. 6).

## References

- Qian, et al., 2014. Pulverized coal flow metering on a full-scale power plant using electrostatic sensor arrays, Flow Meas Instrum, 40, 185-191.
- Samiei, et al., 2017. The influence of electrostatic properties on the punch sticking propensity of pharmaceutical blends. PowderTech, 305, 509-517.
- Šupuk, et al., 2012. Tribo-electrification of active pharmaceutical ingredients and excipients. PowderTech. 217, 427-434

