

# Small and Medium Enterprises (SMEs) in Derby, Leicester and Nottingham

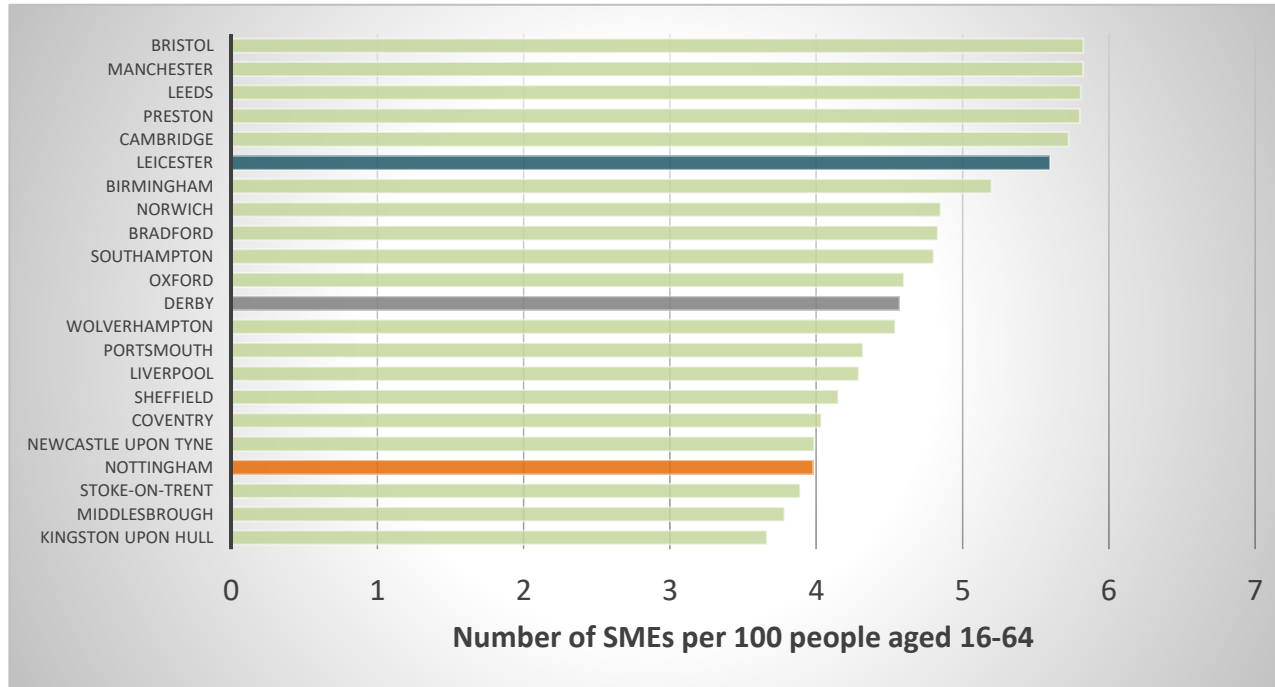
Professor Edward Cartwright

IAESV East Midlands Economic Data Unit

# How Many SMEs?

Number of employees	Derby	Leicester	Nottingham
Micro (0 to 9)	6,470	11,600	8,005
<i>0 to 4</i>	<i>5,630</i>	<i>10,015</i>	<i>6,890</i>
<i>5 to 9</i>	<i>840</i>	<i>1,590</i>	<i>1,115</i>
Small (10 to 49)	735	1,350	1,010
<i>10 to 19</i>	<i>460</i>	<i>875</i>	<i>635</i>
<i>20 to 49</i>	<i>280</i>	<i>475</i>	<i>375</i>
Medium-sized (50 to 249)	150	210	200
<i>50 to 99</i>	<i>110</i>	<i>150</i>	<i>135</i>
<i>100 to 249</i>	<i>45</i>	<i>60</i>	<i>65</i>
Large (250+)	35	45	65
<b>Total</b>	<b>7,390</b>	<b>13,205</b>	<b>9,280</b>

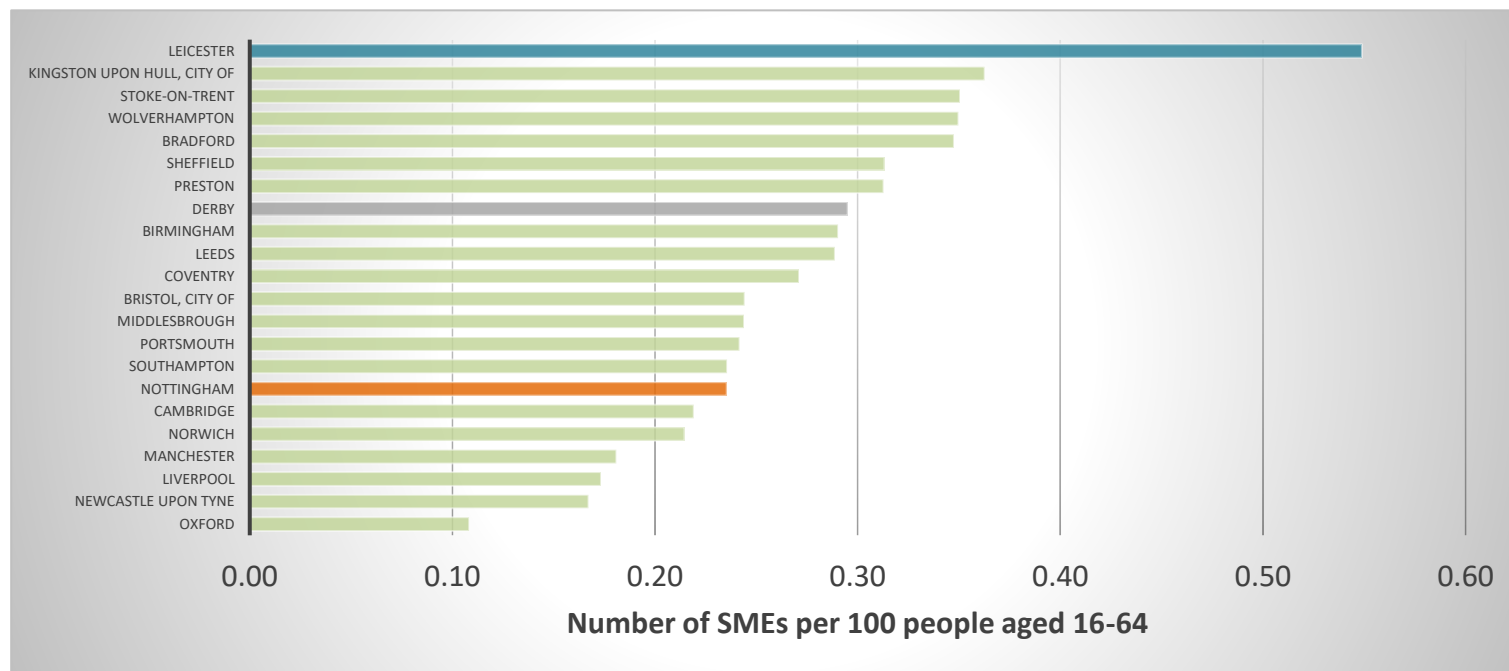
# Number of SMEs per 100 people aged 16-64



# Manufacturing

Industry	Derby	Leicester	Nottingham
14 : Manufacture of wearing apparel	15	450	25
25 : Manufacture of fabricated metal products, except machinery and equipment	110	140	80
13 : Manufacture of textiles	10	185	25
18 : Printing and reproduction of recorded media	35	95	70
33 : Repair and installation of machinery and equipment	70	45	40
32 : Other manufacturing	30	50	50
10 : Manufacture of food products	10	70	20
28 : Manufacture of machinery and equipment	30	35	30
16 : Manufacture of wood and of products of wood and cork, except furniture; manufacture of articles of straw and plaiting materials	30	20	40
22 : Manufacture of rubber and plastic products	20	40	20
<b>Total</b>	<b>520</b>	<b>1325</b>	<b>580</b>

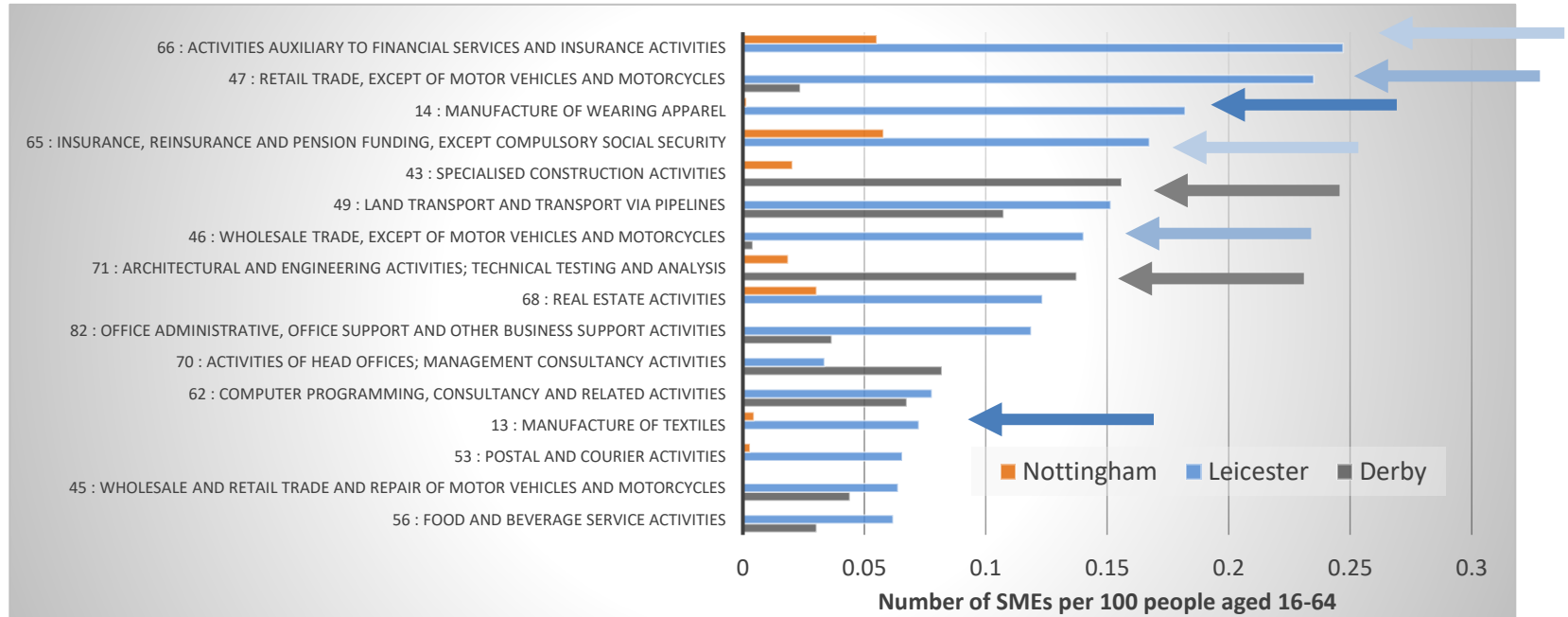
# Relative number of SMEs in manufacturing?



# Services

Sector	Derby	Leicester	Nottingham
47 : Retail trade, except of motor vehicles and motorcycles	615	1395	830
56 : Food and beverage service activities	480	775	620
62 : Computer programming, consultancy and related activities	425	645	455
68 : Real estate activities	250	655	430
70 : Activities of head offices; management consultancy activities	410	485	400
46 : Wholesale trade, except of motor vehicles and motorcycles	250	685	350
49 : Land transport and transport via pipelines	350	615	255
45 : Wholesale and retail trade and repair of motor vehicles and motorcycles	290	470	315
66 : Activities auxiliary to financial services and insurance activities	85	705	250
69 : Legal and accounting activities	195	350	395
71 : Architectural and engineering activities; technical testing and analysis	365	210	250
74 : Other professional, scientific and technical activities	190	305	260
65 : Insurance, reinsurance and pension funding, except compulsory social security	25	430	170
<b>Total</b>	<b>4570</b>	<b>8835</b>	<b>5975</b>

# Relative sectoral differences



## Key findings

- Leicester has a relatively large number of SMEs.
- Nottingham has a relatively small number of SMEs.
- Leicester has a large number of SMEs in manufacturing – textiles and clothing – also wholesale and retail and financial services.
- Derby has relatively more in specialized construction and architectural and engineering activities.