

*OECD Extended Advisory Group for Molecular Screening and
Toxicogenomics (EAGMST)*

**Discussion Session: Performance Criteria/Parameters for Developing
Reference Materials for Transcriptomics and Metabolomics
Technologies.**

*EAGMST Meeting, Boulogne FR
June 21st, 2019*



Disclaimer

- *The views expressed in this presentation are those of the author(s) and do not necessarily represent the views or policies of the U.S. Environmental Protection Agency.*

Background

- **New Approach Methods (NAMs)** is a broadly descriptive term for any non-animal technology, methodology or approach or combination thereof that can be used to provide information on chemical hazard and risk assessment. **Inclusive of 'omics technologies.**
- **Reliability** is *“the extent of reproducibility of results from a test within and among laboratories over time, when performed using the same standardized protocol”* (OECD GD 34) has been identified as a key criteria for the acceptance and use of NAMs data regulatory settings (USEPA, 2018).
- The **need** and **means** for demonstrating **reliability** of 'omics data prior to use in regulatory settings has been recognized in the scientific literature:
 - **Microarray Quality Control (MAQC) Consortium, 2006:** *“Concerns have been raised regarding the **reliability** and consistency, and hence potential application of microarray [‘omics] technology in the clinical and regulatory settings...It follows that before this technology can be applied in clinical practice and **regulatory decision making**, microarray standards, quality measures and consensus on data analysis methods need to be developed....microarray studies need **unified metrics and standards**, which can be used to identify suboptimal results and monitor performance in microarray facilities”*
 - **Sauer et al., 2017:** *“The **establishment of calibrated RNA samples** and **reference datasets** were identified as crucial for an objective assessment of the performance of different microarray [i.e 'omics] platforms”*

What are Standardized Reference Materials for 'Omics?

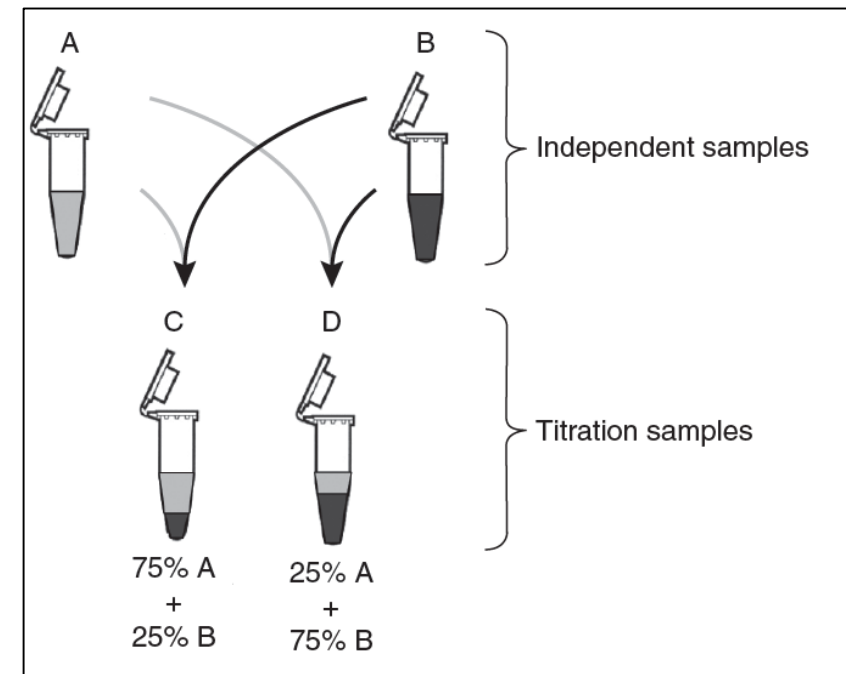
- Standardized biological samples that are either commercially manufactured or generated in bulk in a research laboratory and contain a mixture of biological molecules in varying amounts that can be measured using an 'omics platforms
 - Transcriptomics → RNA species
 - Metabolomics → Small molecules
 - Proteomics → Proteins / peptides
- *“Expression values generated on different [‘omics] platforms cannot be directly compared because unique labeling methods and probe sequences will result in variable signals for probes that hybridize to [measure] that same target. Alternatively, the **relative expression** between a pair of sample types should be maintained across platforms.”* (MAQC, 2006). This concept is generalizable to other types of 'omics.
- Repeated testing and contrasting of **pairs** of biologically diverse standardized reference materials can be used as an approach for assessing the **reliability** of an 'omics assay for reproducible detection and quantification of biomolecules of interest.
- The combination of biologically different RNA sources and known titration differences provides a method for assessing the relative accuracy of an 'omics platform based on differential detection. (MAQC, 2006, adapted)

Key Characteristics of Standardized Reference Materials

Key Characteristics:

- Paired samples from diverse sources or with diverse gene expression profiles.
- Substantial overlap in the species of biomolecules contained within each sample.
- Large dynamic range in expression levels / constituent concentrations upon comparison of samples.
- Compatibility with 'omics platform
- Qualitatively similar to test samples (i.e. sample matrix)
- Widespread availability.
- Suitability for use across 'omics technologies

MAQC ID	Description
Sample A	Universal Human Reference RNA (UHRR)
Sample B	Human Brain Reference RNA (HBRR)
Sample C	75 % UHRR 25 % HBRR
Sample D	25 % UHRR 75 % HBRR

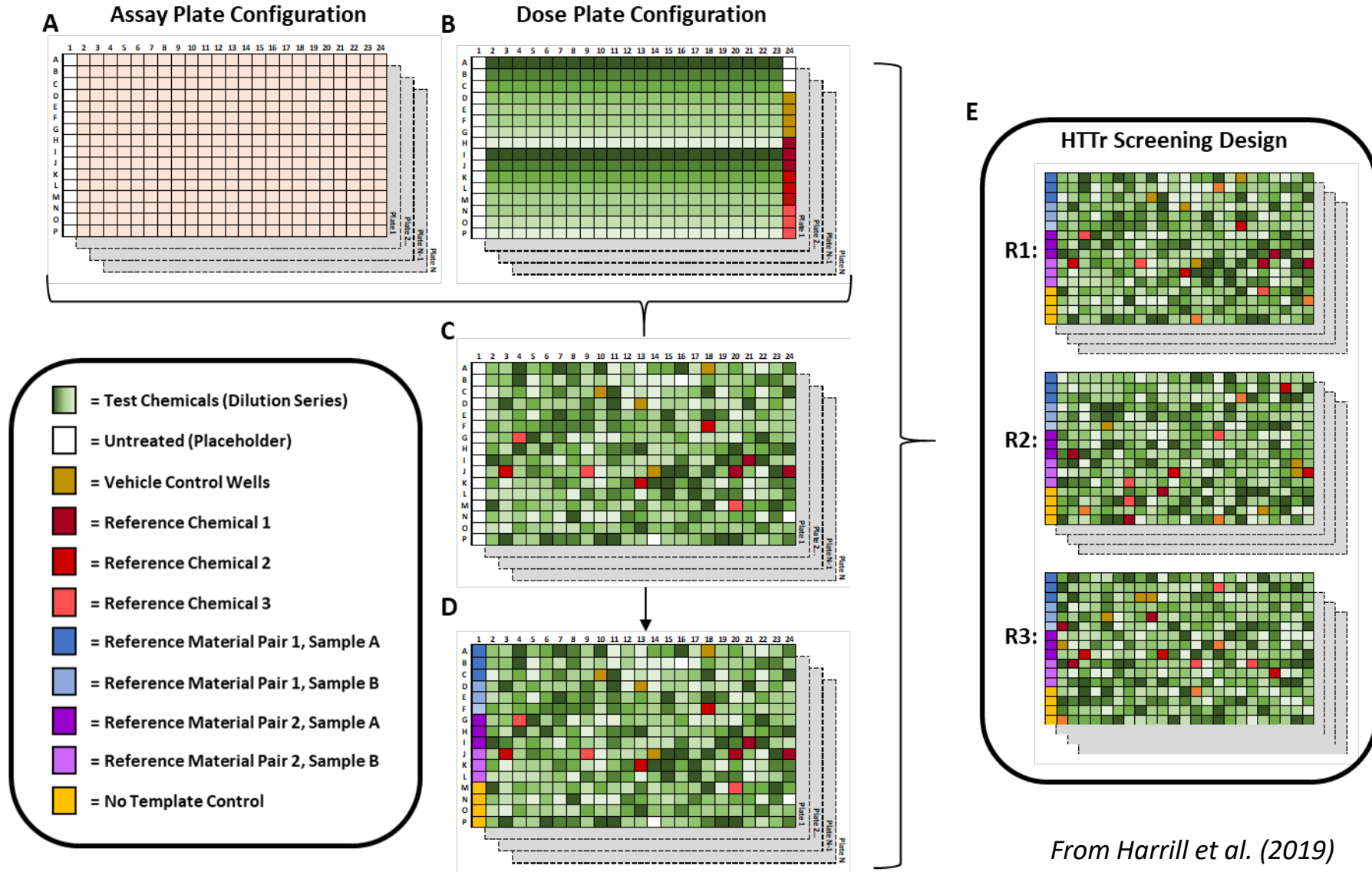


From Shippey et al (2006)

Implementation of Standardized Reference Materials

- Standardized reference materials are designed to evaluate the technical performance of an 'omics assay...**NOT** the biological response of an *in vivo* or *in vitro* test system.
 - Use reference treatments for this latter purpose.
- Processed in parallel with test samples → they should be subject to the same manipulations and assay conditions as test samples.
- For each batch of test samples processed and assayed, standardized reference materials are processed and assayed in parallel.
- Implemented in a manner that facilitates monitoring of comparability and consistency of results generated across batches and over time.

Example of Implementation for High Throughput 'Omics



Metrics for Assessing 'Omics Reproducibility

***Lesson Learned from MAQC*

- **Sample-Based Metrics**

- Concordance in Detection Call
- Concordance in Detection Level

- **Contrast-Based Metrics**

- Differential Gene List Overlap**
- Log FC Ratio Compression
- Log FC Ratio Rank Correlation (Spearman)
- Log FC Ratio Correlation
- “Biology-based” Pathway Enrichment Concordance / Overlap

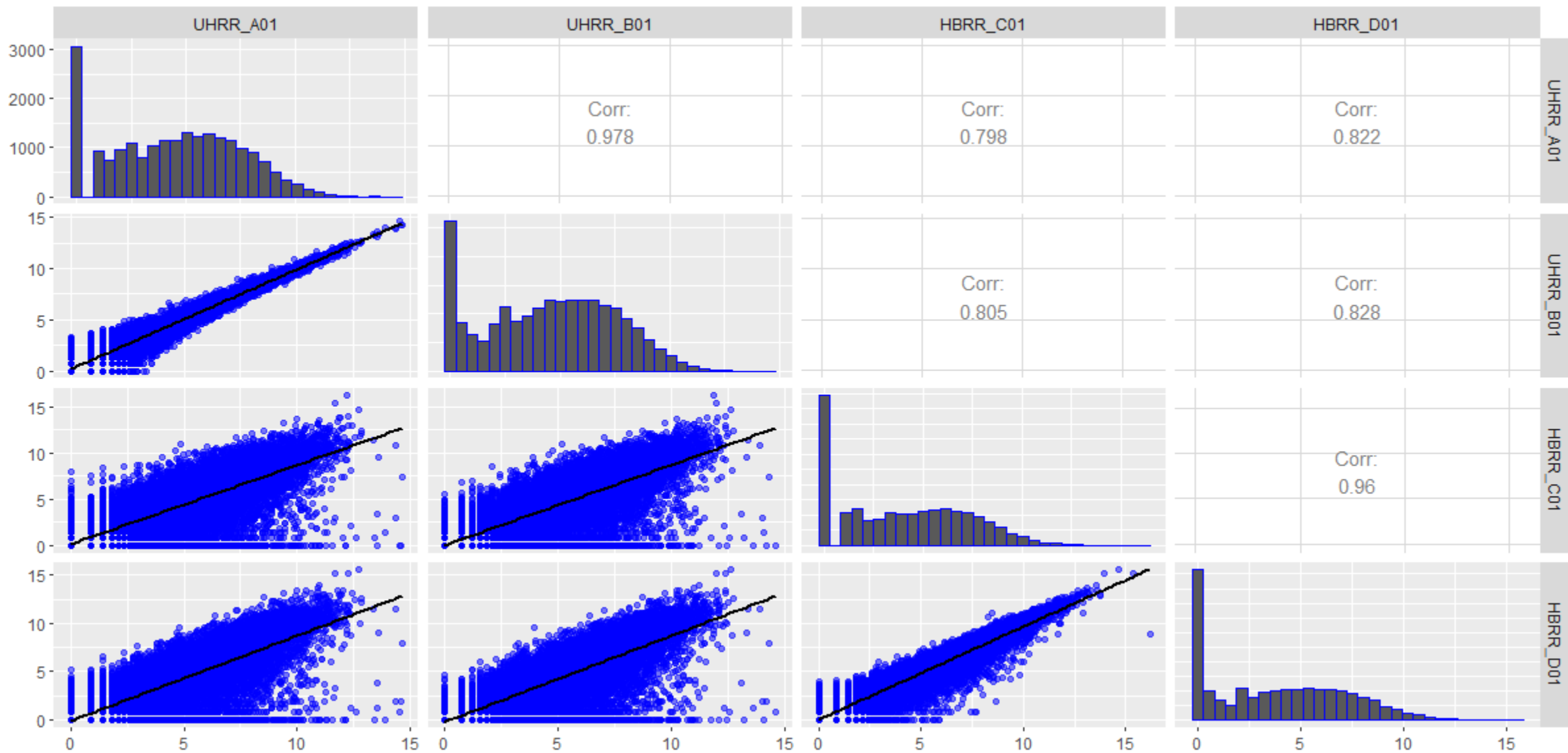
A straightforward approach of FC ranking plus a non-stringent p-cutoff can be successful in identifying reproducible gene lists, whereas ranking and selecting differentially expressed genes solely by the t-test statistic **predestine a poor concordance in results**, in particular for shorter gene lists, due to the relatively unstable nature of the variance (noise) estimate in the t-statistic measure.

Furthermore, the impact of normalization methods on the reproducibility of gene lists becomes minimal when the fold change, instead of the p-value, is used as the ranking criterion for gene selection

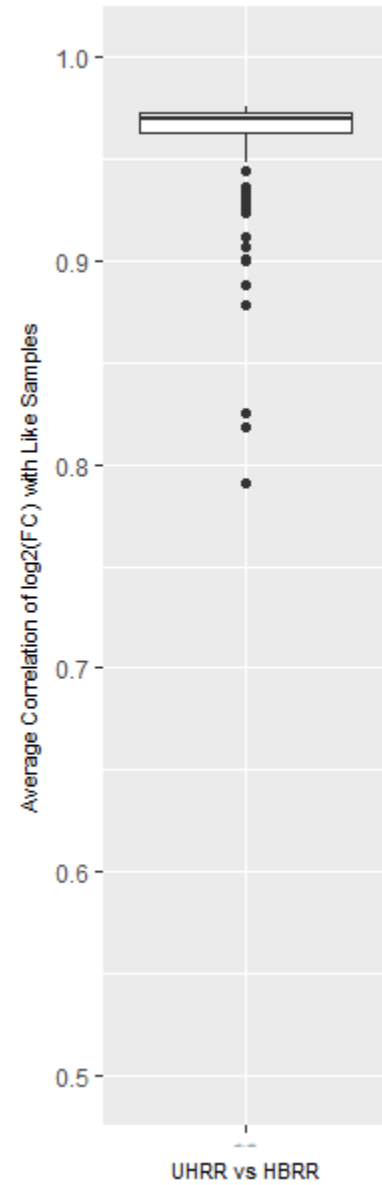
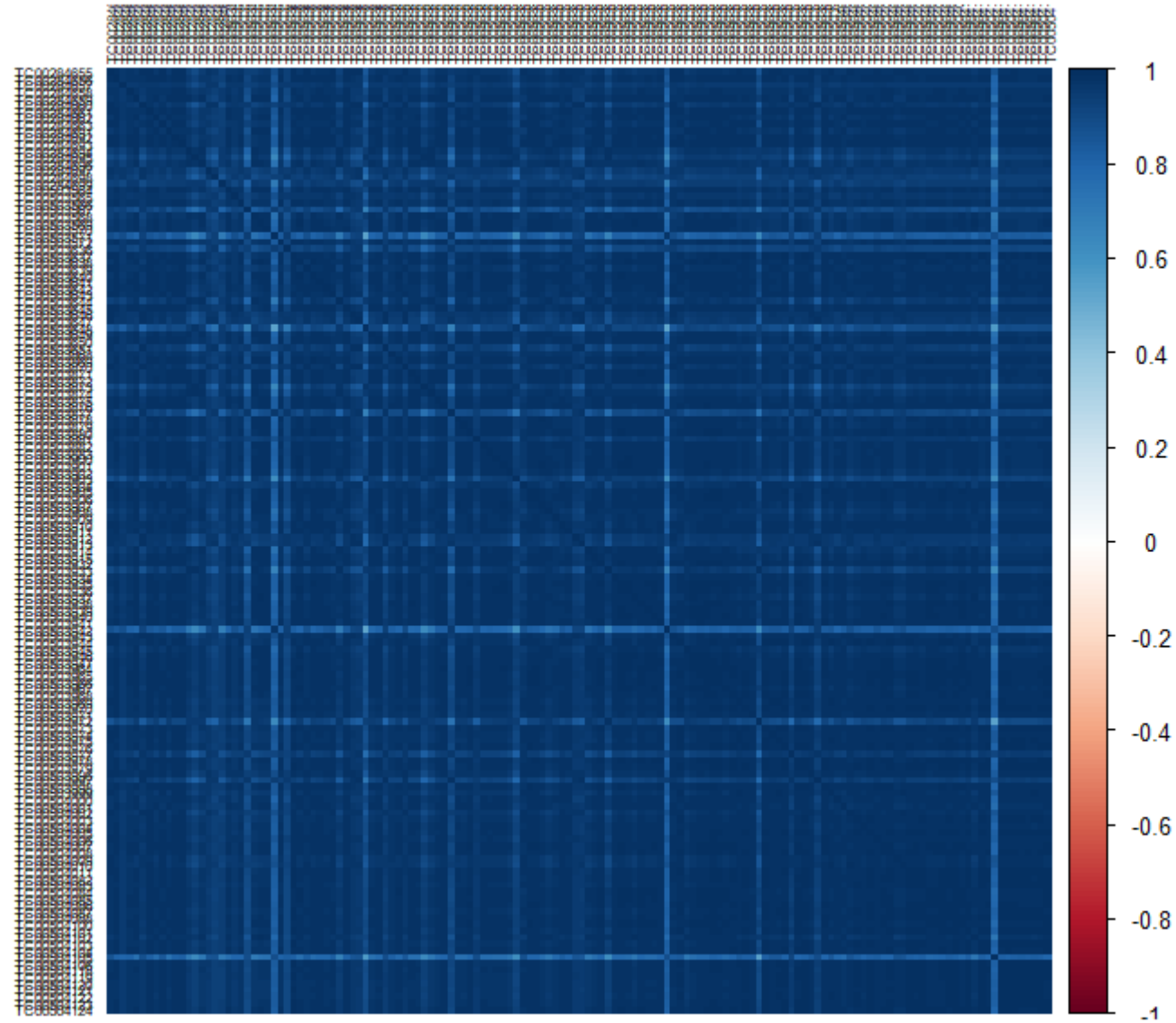
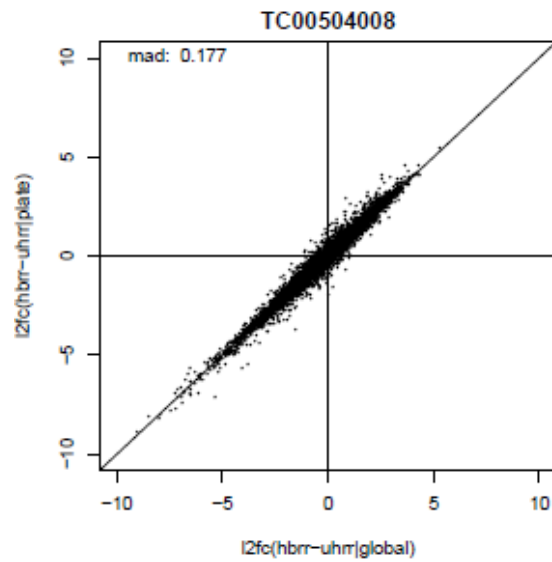
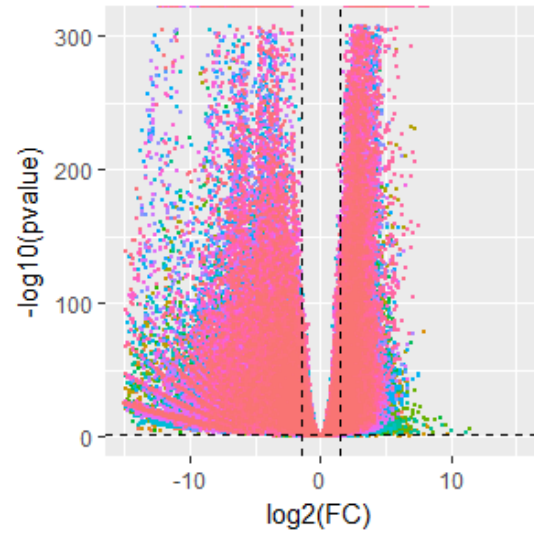
- Each of these metrics are either qualitative, quantitative, comparative or some combination of each.

- Interpretation requires defining typical performance ranges.

Concordance of Detection Level



Log FC Ratio Correlation



Pathway Enrichment as a QC Metric

name	pathway	pathset	pathclass	size	pathway_score	null.pvalue	null.madsaway	exp.pvalue	exp.madsaway
Genistein	HALLMARK_ESTROGEN_RESPONSE_EARLY	Hallmark	estrogen	153	0.256717	0	8.162929604	0.028169014	5.79448377
Genistein	HALLMARK_ESTROGEN_RESPONSE_LATE	Hallmark	estrogen	144	0.208794	0	6.553971056	0.036619718	3.345591245
Genistein	Parkinson's disease	Bioplanet	other	82	-0.08271	0.004	-2.508000266	0.492957746	-0.6815578
Genistein	TGF-beta regulation of skeletal system development	Bioplanet	development	49	-0.15166	0.006	-2.620384546	0.005633803	-3.322186167
Genistein	Developmental biology	Bioplanet	development	232	-0.05668	0.009	-2.369383434	0.03943662	-2.081477457
Genistein	Proteasome degradation	Bioplanet	other	46	-0.09579	0.011	-2.285588354	0.304225352	-1.079089245

name	pathway	pathset	pathclass	size	pathway_score	null.pvalue	null.madsaway	exp.pvalue	exp.madsaway
Sirolimus	HALLMARK_MYC_TARGETS_V2	Hallmark	myc	52	-0.31101	0	-7.729808416	0.008450704	-3.508067272
Sirolimus	HALLMARK_MTORC1_SIGNALING	Hallmark	other	161	-0.18133	0	-6.90666279	0.011267606	-3.007041858
Sirolimus	HALLMARK_MYC_TARGETS_V1	Hallmark	myc	167	-0.18344	0	-5.657061193	0.118309859	-1.6447404
Sirolimus	HALLMARK_UNFOLDED_PROTEIN_RESPONSE	Hallmark	other	93	-0.10966	0	-4.877611065	0.005633803	-2.566874463
Sirolimus	Cytosolic tRNA aminoacylation	Bioplanet	RNA	22	-0.25641	0	-4.473527993	0	-4.175819507
Sirolimus	Transfer RNA aminoacylation	Bioplanet	RNA	37	-0.22651	0	-4.077163271	0	-4.526749026

name	pathway	pathset	pathclass	size	pathway_score	null.pvalue	null.madsaway	exp.pvalue	exp.madsaway
Trichostatin A	Gene expression	Bioplanet	other	716	-0.12662	0	-5.781144946	0.064788732	-1.979270755
Trichostatin A	HALLMARK_MYC_TARGETS_V1	Hallmark	myc	167	-0.1749	0	-5.345172308	0.143661972	-1.548821639
Trichostatin A	Messenger RNA splicing: major pathway	Bioplanet	RNA	62	-0.20614	0	-5.178901041	0	-3.975512366
Trichostatin A	HALLMARK_E2F_TARGETS	Hallmark	other	166	-0.16181	0	-5.024173468	0.030985915	-2.590013296
Trichostatin A	HALLMARK_MYC_TARGETS_V2	Hallmark	myc	52	-0.17587	0	-4.916757527	0.036619718	-2.266269214
Trichostatin A	Cleavage of growing transcript in the termination region	Bioplanet	other	39	-0.23322	0	-4.762299303	0.002816901	-2.58003793

- Comparing consistency of top ranked enriched pathways is another potential QC approach.
- Top ranked enriched pathway are consistent with the known bioactivity of the reference chemicals or known DEG profile from standardized reference material pairs.

Summary

- Use of standardized reference materials for evaluation of 'omics assay performance would increase confidence that 'omics assays provide reliable and repeatable results.
- Results from testing of standardized reference materials assayed in parallel with study samples would be a contributing factor in decisions regarding whether an 'omics data set is suitable for use in regulatory decision making processes.
- Ideally, a set of standardized reference materials would be compatible for use with multiple 'omics platforms to facilitate evaluation of cross-platform performance.
- The MAQC studies may serve as a guide for designing standardized reference materials for 'omics studies and determining what metrics could be used to assess 'omics assay performance. However...
- Currently, there is no for guidance or consensus standard regarding the biological characteristics, content, derivation or source for standardized reference materials for 'omics studies.

Discussion Topics for Standardized Reference Materials

- **General Topics**

- Value for the research community?
- Value for the regulatory community?
- Parallels / lessons from other scientific disciplines
 - Analytical chemistry
 - Laboratory proficiency testing
 - High-throughput screening

- **Technical Topics**

- Sample Characteristics
- Implementation / Use
- Performance Metrics
- Sourcing (commercial vs. other)

Acknowledgements

NCCT HTr Team

Richard Judson

Imran Shah

Logan Everett

Derik Haggard

Thomas Sheffield

Clinton Willis

Rusty Thomas

Massive Analysis and Quality Control Society

Questions / Discussion