






- |   |  |
|---|--|
|  Large Rescue  |  Medium Sensitivity |
|  Medium Rescue |  Small Sensitivity  |
|  Small Rescue  |  |

**Figure S9. Examples of TMAO rescue.** Plate 5A of the Boone collection was pinned in quadruplicate to rich (YPD) medium with or without 0.5 mM TMAO and the plates were incubated at 37°C prior to imaging.