

Insert Image/ Figure

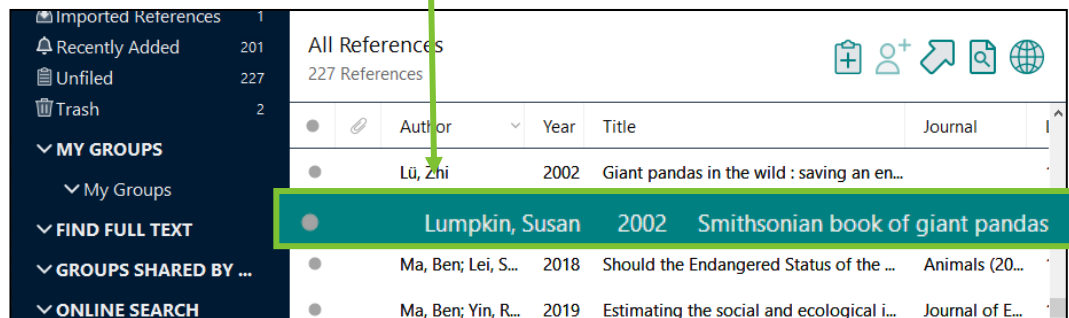
Step 1: Save the image

1. Go to http://find.lib.hku.hk/record=HKU_IZ21460681100003414
2. Right **click** on the book cover image and save it to the **S:drive**

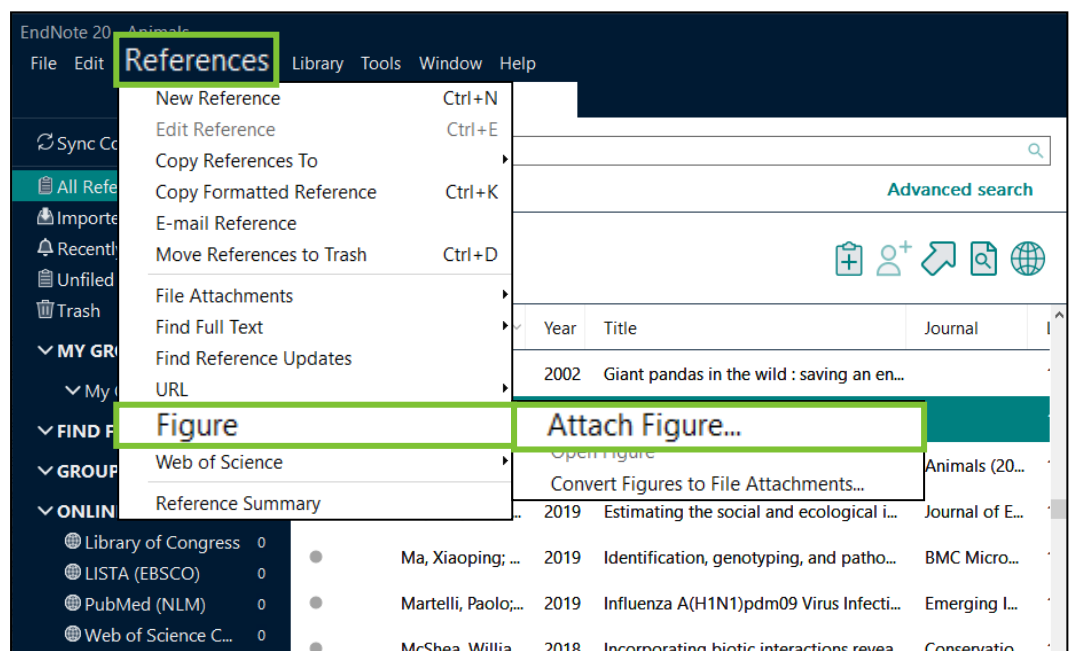


Step 2: Insert the image and caption in your library

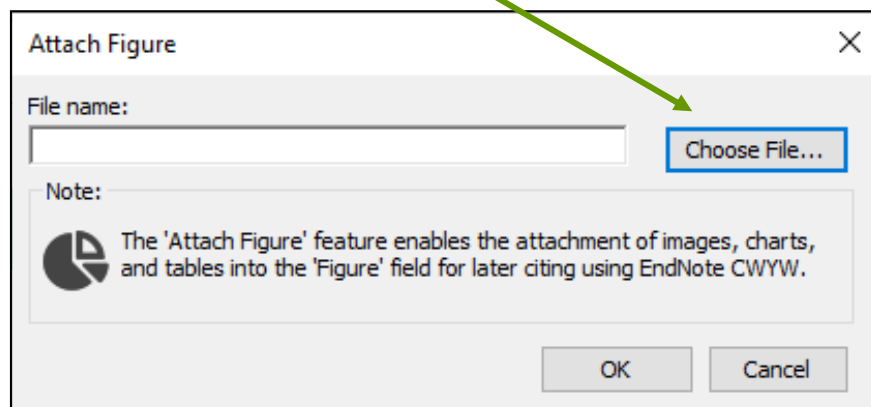
- 1 Go to your Endnote library. **Highlight** the citation for this book.



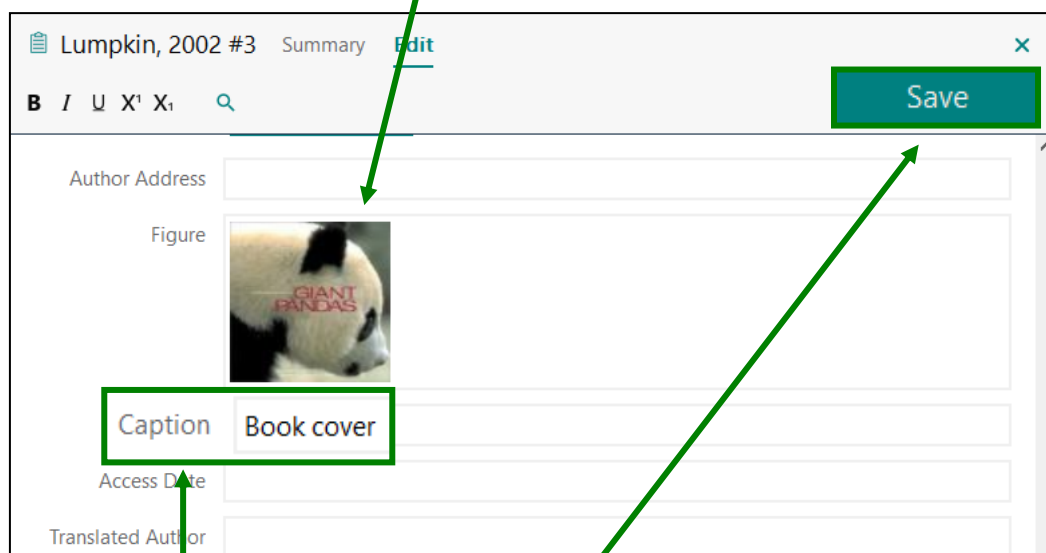
- 2 Select **References > Figure > Attach Figure** from the top bar menu.



- 3 Click on **Choose File** button to locate the image file saved previously. Then, click on **OK**.



- 4 The image will be inserted into the **Figure** field.



- 5 Enter a **caption** for this figure. Click **Save**.

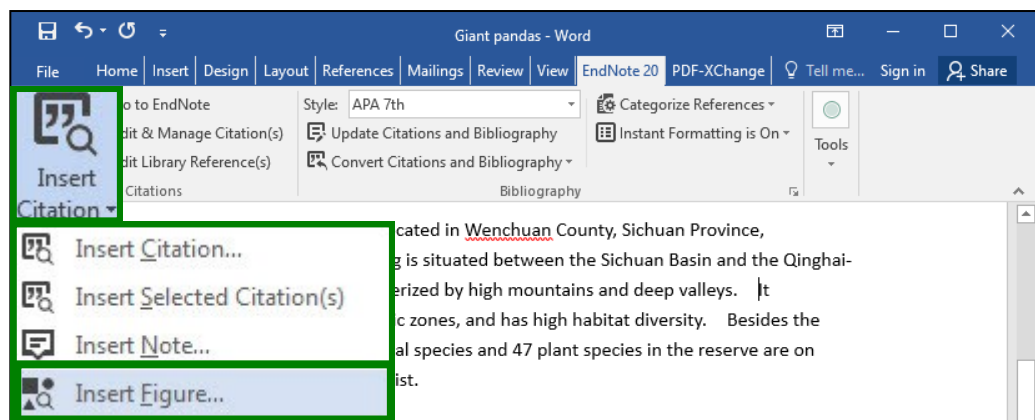


More Hints

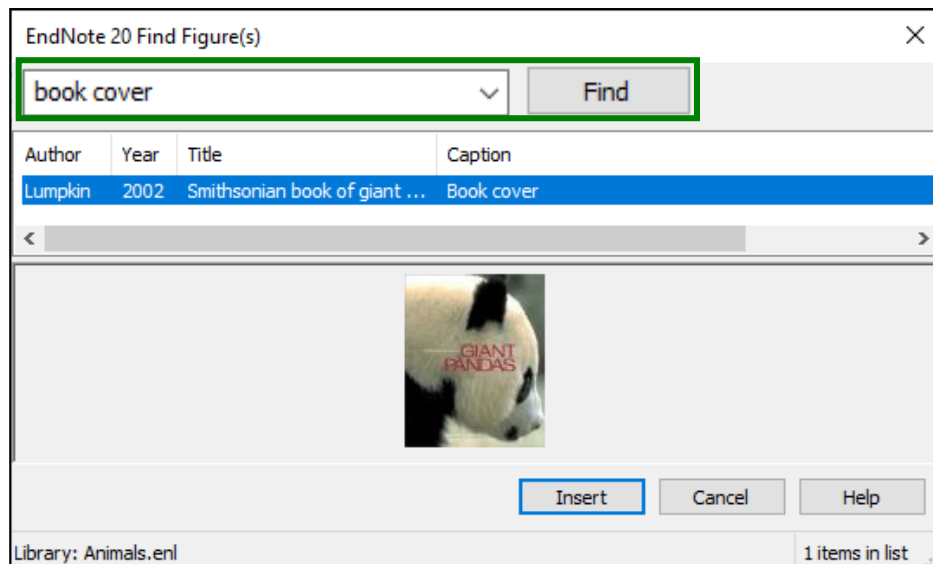
- You may attach **only one image file** per reference in your Endnote library.
- Besides image files, you can also **attach tables or charts** as Figures.
- If you insert an EndNote figure into a Word document with Cite While You Write (CWYW), the corresponding **caption** will appear along with the figure in your paper.

Step 3: Insert the image in your Word document

- 1 In your Word document, **place your cursor** where you would like to insert the image. Select **Insert Citation > Insert Figure**


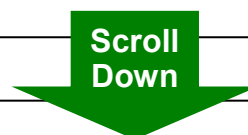


- 2 **Search** for the figure (enter words in the caption or the reference).



- 3 The **figure** along with the **caption** will be inserted into the document.

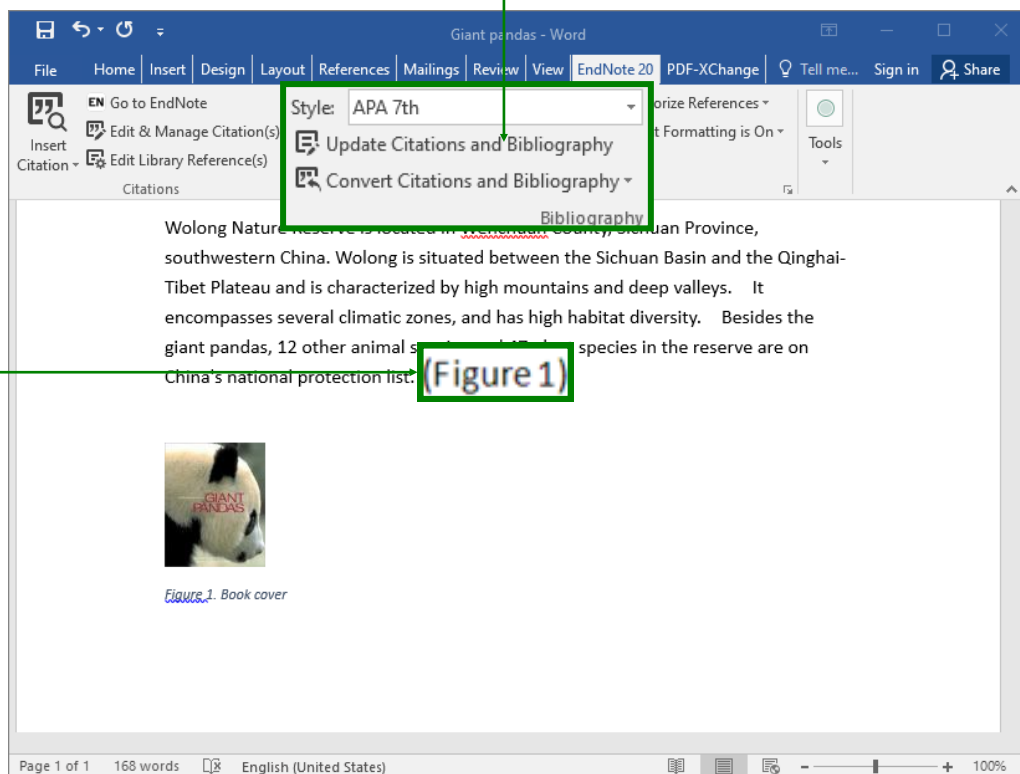
It encompasses several climatic zones, and has high habitat diversity. Besides the giant pandas, 12 other animal species and 47 plant species in the reserve are on China's national protection list (Figure 1).





Deleting a Figure from your Word Document

- 1 Highlight the **entire citation** for the figure, including the surrounding parentheses.
- 2 Press **Backspace** or **Delete**.
- 3 Click on the **Update Citations and Bibliography**.



Questions on Endnote?



On-site: Information Counter, Level 3, Main Library
Telephone: 3917-2203
Email: libis@hku.hk



Training and Support: libguides.lib.hku.hk/endnote

Learn from the online tutorials and quick guides!