








-  IgG antibodies (IgG)
-  Heparin
-  Platelet Factor (PF) 4
-  FC-receptors

-  Platelets
-  Activated platelets
-  Microvesicles

Supplemental figure : Hypothesized mechanism of heparin induced thrombocytopenia (HIT) and premature hemofilter clotting. Platelet factor (PF) 4 released by platelets is binding to heparin. IgG antibodies form immune complexes with PF4 bound to heparin. These immune complexes activate platelets by crosslinking FC-receptors on platelets independent on extracellular calcium. Activated platelets release microvesicles and additional PF4. These mechanisms result in platelet aggregation as well as stimulation of plasma coagulation and thereby cause premature hemofilter clotting.