

Figure S26: The effect of a T/A SNP at the SBE site of Type I probes on percent methylation, methylated signal, unmethylated signal, and a copy number metric. Panel A: Positive strand of CpG interrogation, T is reference allele (0 probes). **Panel B:** Negative strand of CpG interrogation, T is reference allele (1 probe). **Panel C:** Positive strand of CpG interrogation, A is reference allele (1 probe). **Panel D:** Negative strand of CpG interrogation, A is reference allele (0 probes).

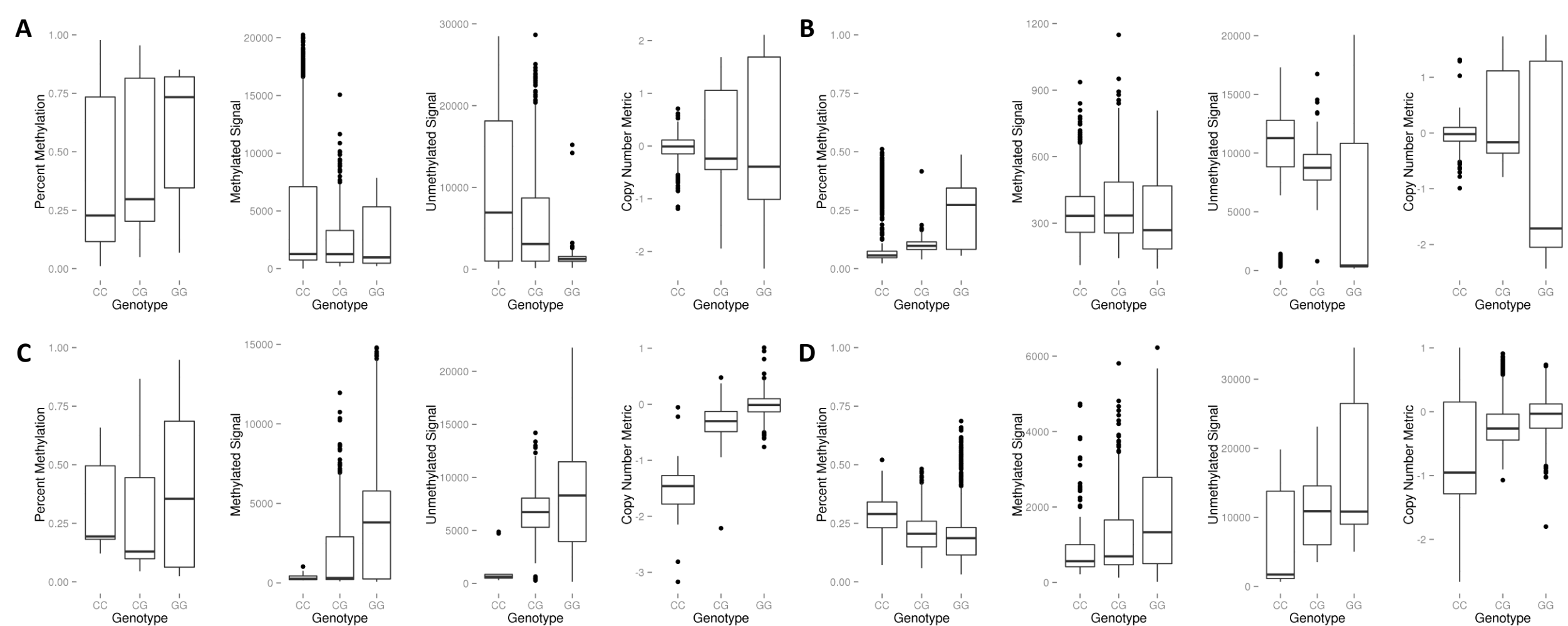


Figure S27: The effect of a C/G SNP at the SBE site of Type I probes on percent methylation, methylated signal, unmethylated signal, and a copy number metric. Panel A: Positive strand of CpG interrogation, C is reference allele (9 probes). **Panel B:** Negative strand of CpG interrogation, C is reference allele (5 probes). **Panel C:** Positive strand of CpG interrogation, G is reference allele (6 probes). **Panel D:** Negative strand of CpG interrogation, G is reference allele (5 probes).

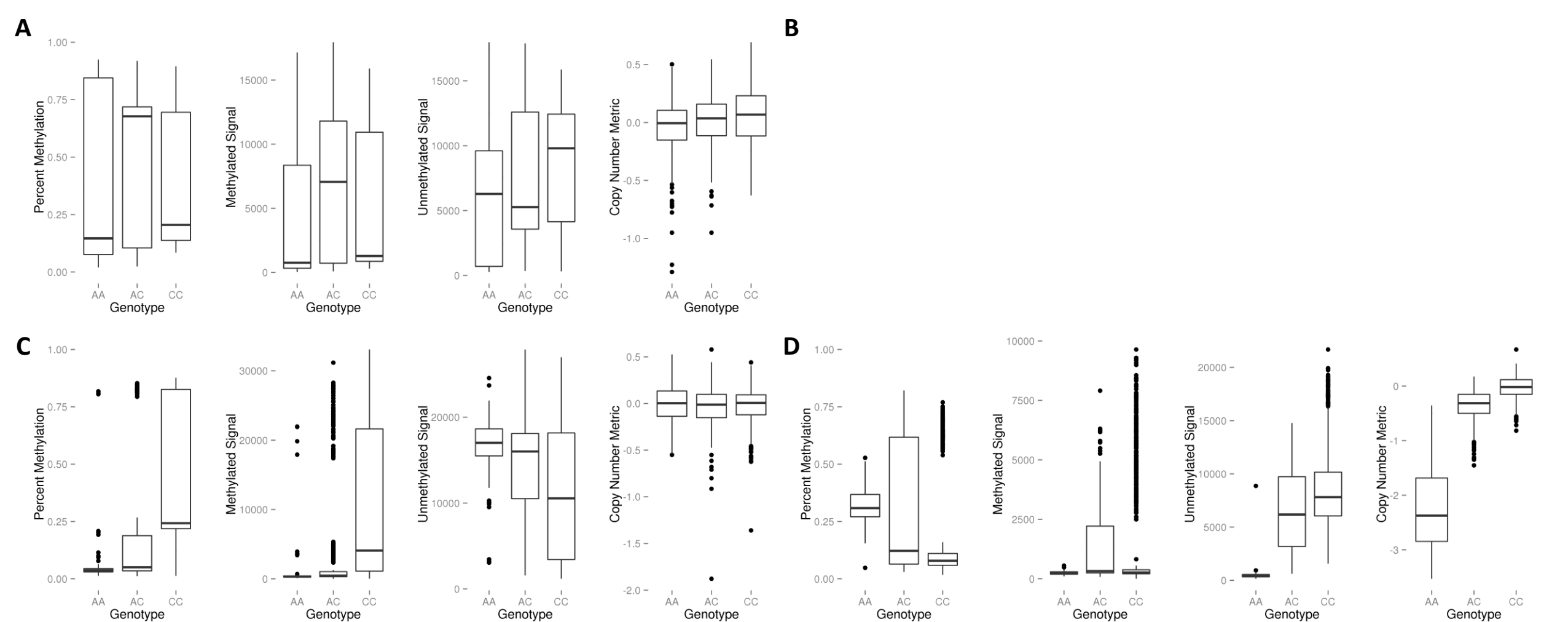


Figure S28: The effect of a A/C SNP at the SBE site of Type I probes on percent methylation, methylated signal, unmethylated signal, and a copy number metric. Panel A: Positive strand of CpG interrogation, A is reference allele (4 probes). **Panel B:** Negative strand of CpG interrogation, A is reference allele (0 probes). **Panel C:** Positive strand of CpG interrogation, C is reference allele (6 probes). **Panel D:** Negative strand of CpG interrogation, C is reference allele (7 probes).

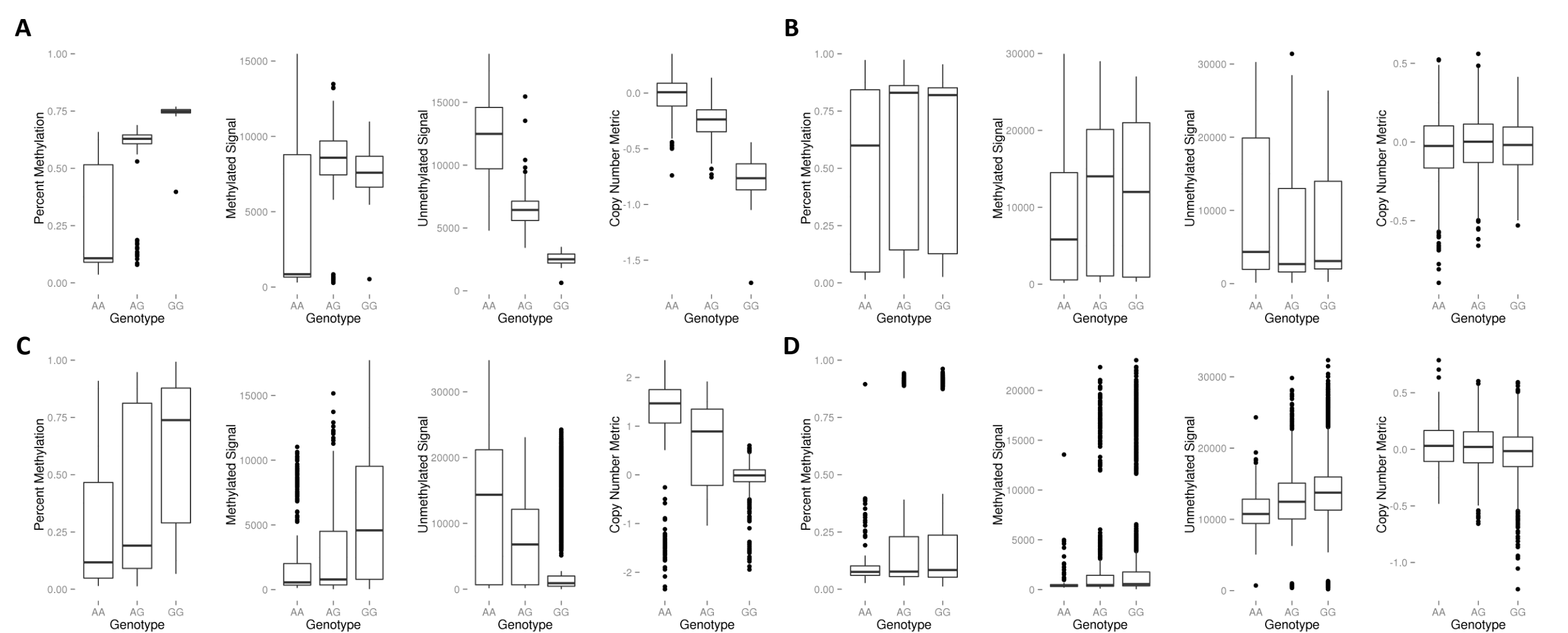


Figure S29: The effect of a A/G SNP at the SBE site of Type I probes on percent methylation, methylated signal, unmethylated signal, and a copy number metric. Panel A: Positive strand of CpG interrogation, A is reference allele (2 probes). Panel B: Negative strand of CpG interrogation, A is reference allele (5 probes). Panel C: Positive strand of CpG interrogation, G is reference allele (17 probes). Panel D: Negative strand of CpG interrogation, G is reference allele (11 probes).

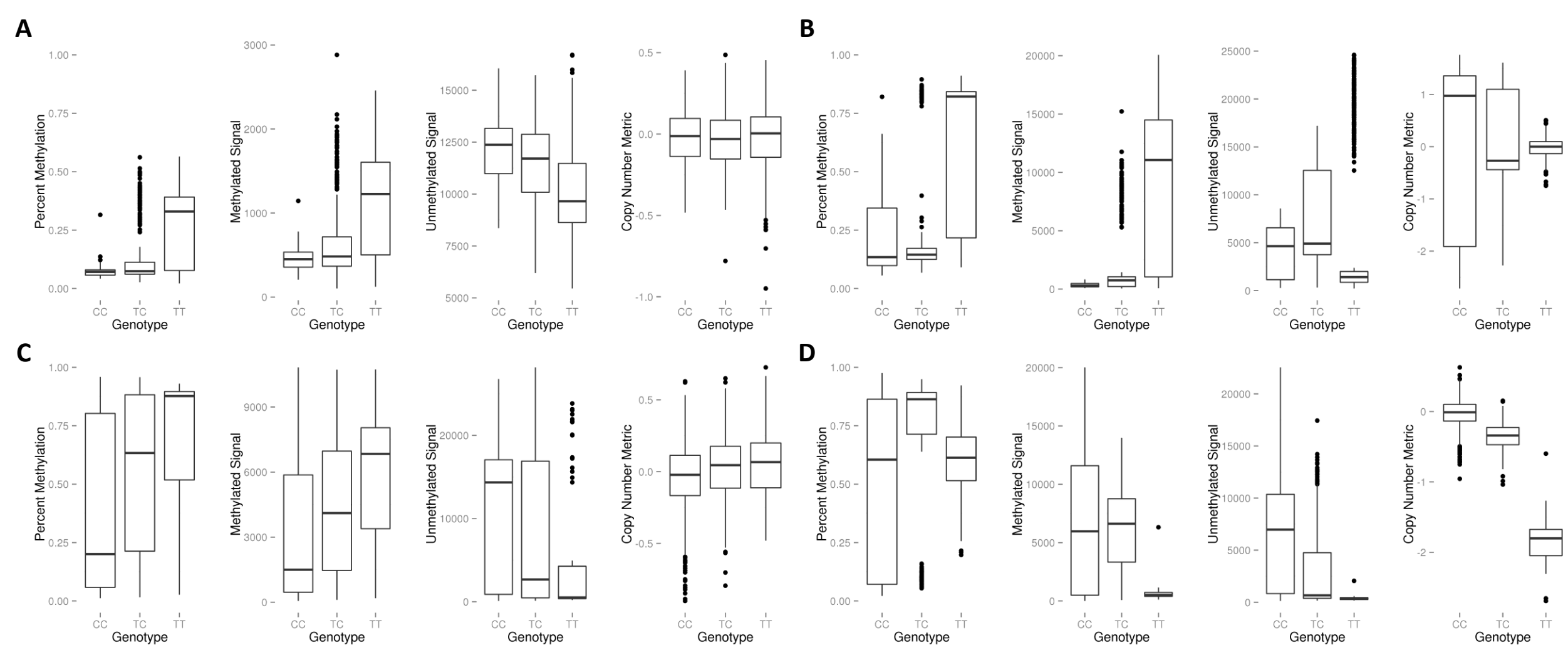


Figure S30: The effect of a T/C SNP at the SBE site of Type I probes on percent methylation, methylated signal, unmethylated signal, and a copy number metric. Panel A: Positive strand of CpG interrogation, T is reference allele (4 probes). Panel B: Negative strand of CpG interrogation, T is reference allele (4 probes). Panel C: Positive strand of CpG interrogation, C is reference allele (10 probes). Panel D: Negative strand of CpG interrogation, C is reference allele (10 probes).

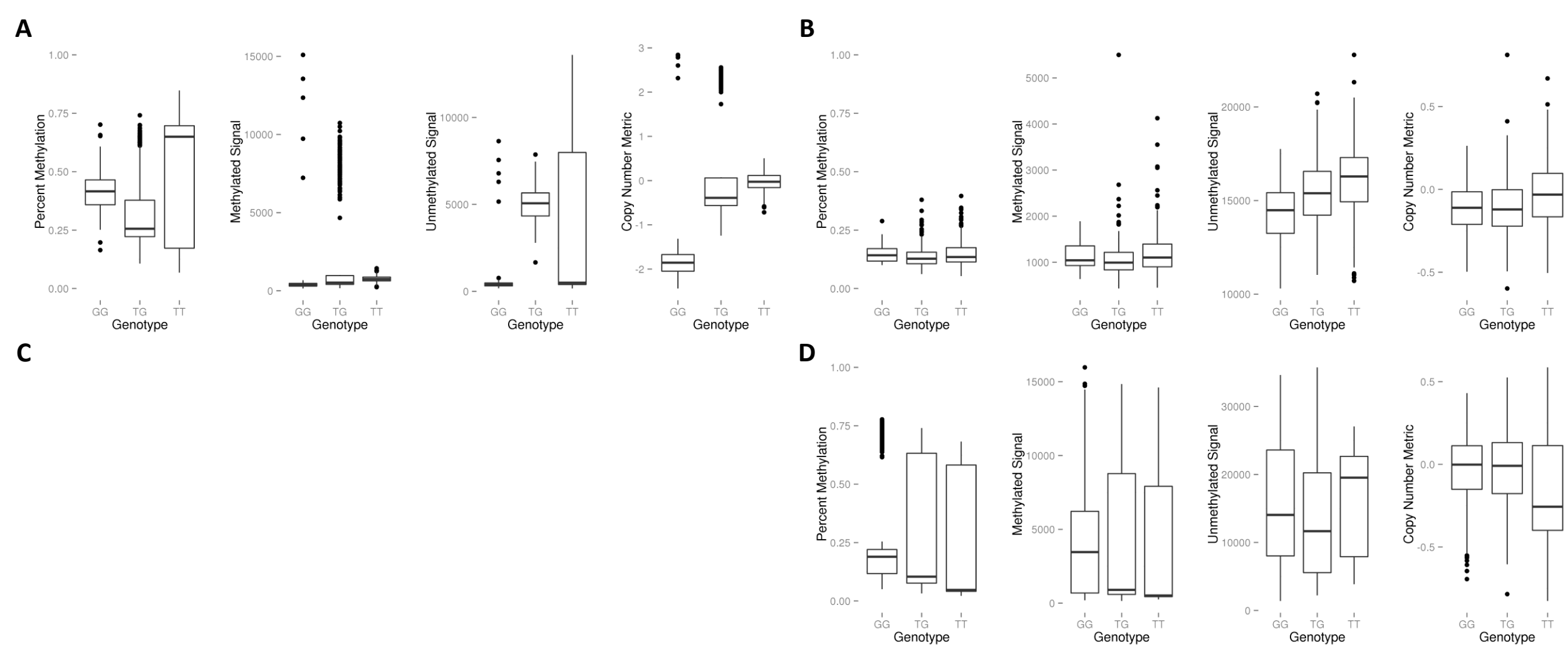


Figure S31: The effect of a T/G SNP at the SBE site of Type I probes on percent methylation, methylated signal, unmethylated signal, and a copy number metric. Panel A: Positive strand of CpG interrogation, T is reference allele (3 probes). **Panel B:** Negative strand of CpG interrogation, T is reference allele (1 probe). **Panel C:** See Figure 5. **Panel D:** Negative strand of CpG interrogation, G is reference allele (5 probes).