

Supplementary Information for

Secular changes in body height predict global rates of cesarean section

Eva Zaffarini^{1,2}, Philipp Mitteroecker¹

¹Dept. of Theoretical Biology, University of Vienna

²Dept. of Biotechnology and Bioscience, University of Milano-Bicocca

Email: philipp.mitteroecker@univie.ac.at

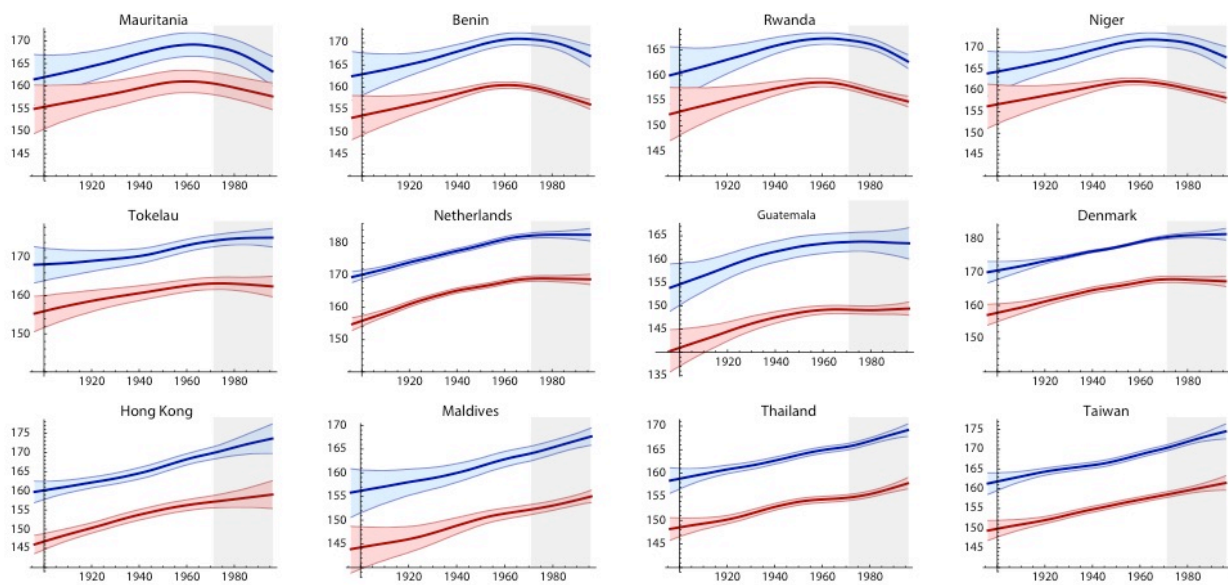


Figure S1. Secular trends in adult body height (birth years 1896 to 1996) for the four countries with highest decrease (upper row), least absolute trend (middle row), and highest increase (bottom row) during the birth year interval 1971-1996 (shaded area). Blue and red bold lines represent trends for male and female average height (in cm), respectively. Shaded areas are the corresponding 95% confidence bands, which differ considerably because of heterogeneity in sample size. Data from NCD Risk Factor Collaboration (1).

(1) NCD Risk Factor Collaboration (NCD-RisC) (2016) A century of trends in adult human height. *Elife* 5. doi:10.7554/eLife.13410.

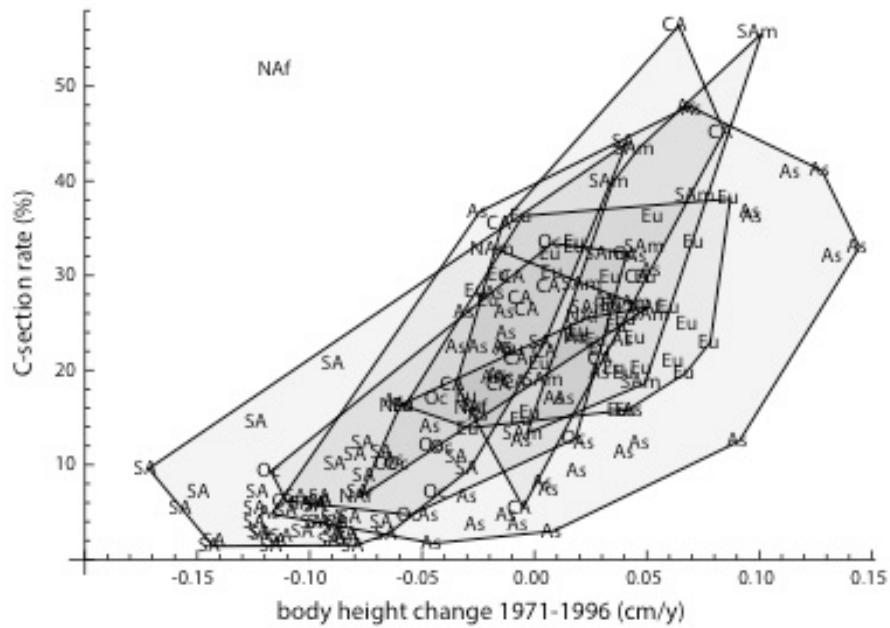


Figure S2. Scatter plot of cesarean section rate versus average annual body height change during the birth year interval 1971-1996. Each country is labeled by its geographic region, and all countries of one region are within one convex hull, showing that the association is not driven by particular regions. (As = Asia; CA = Central America; Eu = Europe; NAF = Northern Africa; NAM = Northern America; OC = Oceania; SA = Sub-Saharan Africa; SAam = South America)

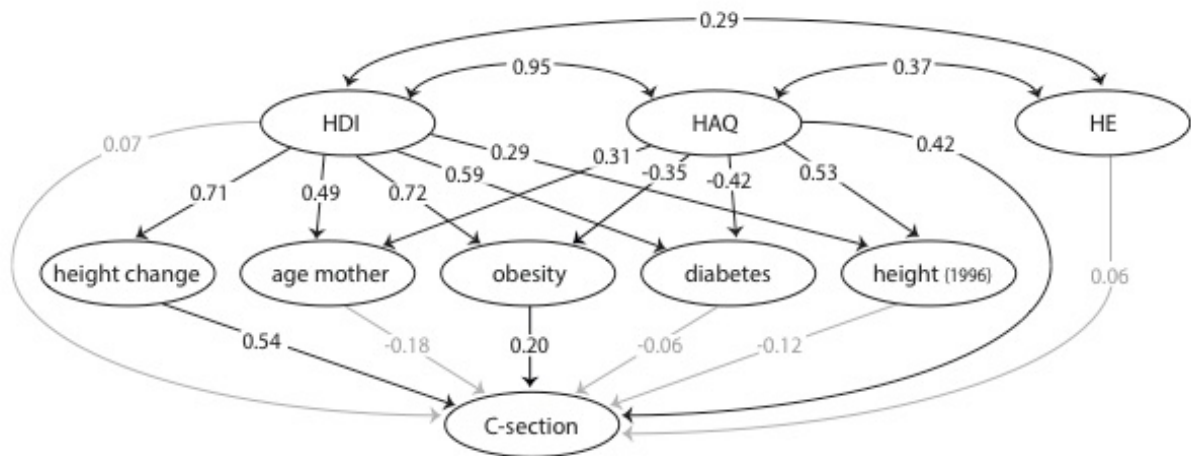


Figure S3. Full structural equation model with all nine variables (165 countries; RMSEA= 0.204, CFI=0.873, TLI=0.701). All effects on C-section rate are shown, with non-significant ones ($p>0.05$) indicated in gray. For the effects of HDI (Human Development Index), HAQ (Healthcare Access and Quality Index), and HE (health expenditure) on the five intervening variable, only the significant effects are shown. Effects sizes are standardized path coefficients, computed by maximum likelihood estimation (see Methods).

Table S1. Data on caesarean section rate and average age of the mother at first birth, along with their sources, used for the analyses.

Country	c-section rate	Age mother 1st child	Sources
Afghanistan	3.6	19.9	<ul style="list-style-type: none"> Central Statistics Organisation (CSO) and UNICEF. Afghanistan Multiple Indicator Cluster Survey 2010-2011: Final Report. Kabul: Central Statistics Organisation (CSO) and UNICEF; 2012. The <i>World Factbook</i> 2017. Washington, DC: Central Intelligence Agency, 2017. https://www.cia.gov/library/publications/the-world-factbook/index.html.
Albania	30	24.5	<ul style="list-style-type: none"> European Health for All Database (HFA-DB) [online database updated on April 2014]. WHO Regional Office for Europe; 2014 (http://data.euro.who.int/hfad/). The <i>World Factbook</i> 2017. Washington, DC: Central Intelligence Agency, 2017. https://www.cia.gov/library/publications/the-world-factbook/index.html.
Algeria	16.3		<ul style="list-style-type: none"> Ministère de la Santé, de la Population et de la Réforme Hospitalière, Office National des Statistiques. Algérie Enquête Nationale à Indicateurs Multiples. Rapport Principal. Algérie; 2013.
Angola	4	19.4	<ul style="list-style-type: none"> IIMS (Inquérito de Indicadores Multiplos e de Saúde) 2015-2016 The <i>World Factbook</i> 2017. Washington, DC: Central Intelligence Agency, 2017. https://www.cia.gov/library/publications/the-world-factbook/index.html.
Argentina	29.1	30.6	<ul style="list-style-type: none"> Ariel Karolinski, Raúl Mercer, Pablo Salgado, Celina Ocampo y otros. Primer informe nacional de relevamiento epidemiológico del SIP Gestión: desarrollo e implementación a escala nacional de un sistema de información en salud de la mujer y perinatal en Argentina. Buenos Aires: Organización Panamericana de la Salud; Ministerio de Salud de la Nación; 2013.
Armenia	22.5	24.4	<ul style="list-style-type: none"> European Health for All Database (HFA-DB) [online database updated on April 2014]. WHO Regional Office for Europe; 2014 (http://data.euro.who.int/hfad/). The <i>World Factbook</i> 2017. Washington, DC: Central Intelligence Agency, 2017. https://www.cia.gov/library/publications/the-world-factbook/index.html.
Australia	33	28.7	<ul style="list-style-type: none"> Australian Institute of Health and Welfare 2017. Australia's mothers and babies 2015—in brief. Perinatal statistics series no. 33. Cat no. PER 91. Canberra: AIHW. The <i>World Factbook</i> 2017. Washington, DC: Central Intelligence Agency, 2017. https://www.cia.gov/library/publications/the-world-factbook/index.html.
Austria	28.3	29	<ul style="list-style-type: none"> European Health for All Database (HFA-DB) [online database updated on April 2014]. WHO Regional Office for Europe; 2014 (http://data.euro.who.int/hfad/). The <i>World Factbook</i> 2017. Washington, DC: Central Intelligence Agency, 2017. https://www.cia.gov/library/publications/the-world-factbook/index.html.
Azerbaijan	16.7	23.2	<ul style="list-style-type: none"> European Health for All Database (HFA-DB) [online database updated on April 2014]. WHO Regional Office for Europe; 2014 (http://data.euro.who.int/hfad/). The <i>World Factbook</i> 2017. Washington, DC: Central Intelligence

			Agency, 2017. https://www.cia.gov/library/publications/the-world-factbook/index.html .
Bahrain	27		<ul style="list-style-type: none"> Ministry of Health. Health Statistics of 2014. Bahrain
Bangladesh	19.1	18.5	<ul style="list-style-type: none"> Maryland [USA]: National Institute of Population Research and Training, Mitra and Associates, and ORC Macro. Progotir Pathay Multiple Indicators Custer Survey 2012-2013, Key Findings. Bangladesh Bureau of Statistics and UNICEF Bangladesh. Dhaka, Bangladesh; 2014. The <i>World Factbook</i> 2017. Washington, DC: Central Intelligence Agency, 2017. https://www.cia.gov/library/publications/the-world-factbook/index.html.
Barbados	21.3		<ul style="list-style-type: none"> MICS (Multiple Indicator Cluster Survey) Unicef, 2012
Belarus	25.3	25.7	<ul style="list-style-type: none"> European Health for All Database (HFA-DB) [online database updated on April 2014]. WHO Regional Office for Europe; 2014 (http://data.euro.who.int/hfad/). The <i>World Factbook</i> 2017. Washington, DC: Central Intelligence Agency, 2017. https://www.cia.gov/library/publications/the-world-factbook/index.html.
Belgium	19.7	28.6	<ul style="list-style-type: none"> European Health for All Database (HFA-DB) [online database updated on April 2014]. WHO Regional Office for Europe; 2014 (http://data.euro.who.int/hfad/). The <i>World Factbook</i> 2017. Washington, DC: Central Intelligence Agency, 2017. https://www.cia.gov/library/publications/the-world-factbook/index.html.
Belize	28.9		<ul style="list-style-type: none"> Statistical Institute of Belize (SIB) and UNICEF. The Belize Multiple Indicator Cluster Survey (MICS) 2011. SIB and UNICEF: Belize; 2012.
Benin	5.4	20.3	<ul style="list-style-type: none"> Institut National de la Statistique et de l'Analyse économique (INSAE) et ICF International. Enquête Démographique et de Santé du Bénin 2011-2012. Calverton, Maryland, USA : INSAE et ICF International; 2013. The <i>World Factbook</i> 2017. Washington, DC: Central Intelligence Agency, 2017. https://www.cia.gov/library/publications/the-world-factbook/index.html.
Bhutan	12.4		<ul style="list-style-type: none"> National Statistics Bureau. Bhutan Multiple Indicator Survey 2010. Thrimphu, Bhutan: National Statistics Bureau; 2011.
Bolivia	18.6	21.2	<ul style="list-style-type: none"> Demographic Health and Surveys (DHS). Bolivia Encuesta Nacional de Demografía y Salud 2008. Calverton, Maryland, USA. Macro International Inc.; 2008. The <i>World Factbook</i> 2017. Washington, DC: Central Intelligence Agency, 2017. https://www.cia.gov/library/publications/the-world-factbook/index.html.
Bosnia and Herzegovina	13.9	27	<ul style="list-style-type: none"> The Agency for Statistics of Bosnia and Herzegovina, the Federal Ministry of Health, the Ministry of Health and Social Welfare of the Republic of Srpska and the Institute for Public Health of the Federation of Bosnia and Herzegovina. Bosnia and Herzegovina Multiple Indicator Cluster Survey (MICS) 2011–2012, Final Report. Sarajevo: UNICEF; 2013. The <i>World Factbook</i> 2017. Washington, DC: Central Intelligence Agency, 2017. https://www.cia.gov/library/publications/the-world-factbook/index.html.
Botswana	62	19	<ul style="list-style-type: none"> BPOMAS (Botswana Public Officers' Medical Aid Scheme), 2016-2017 The <i>World Factbook</i> 2017. Washington, DC: Central Intelligence Agency, 2017. https://www.cia.gov/library/publications/the-world-factbook/index.html.
Brazil	55.6	22	<ul style="list-style-type: none"> MS/SVS/DASIS - Sistema de Informações sobre Nacidos Vivos - SINASC, Brasil. (http://tabnet.datasus.gov.br/cgi/deftohtm.exe?sinasc/cnv/nvuf.def)
Bulgaria	33.1	26.7	<ul style="list-style-type: none"> European Health for All Database (HFA-DB) [online database updated on April 2014]. WHO Regional Office for Europe; 2014

			<p>(http://data.euro.who.int/hfad/).</p> <ul style="list-style-type: none"> • The <i>World Factbook</i> 2017. Washington, DC: Central Intelligence Agency, 2017. https://www.cia.gov/library/publications/the-world-factbook/index.html.
Burkina Faso	1.9	19.4	<ul style="list-style-type: none"> • Institut National de la Statistique et de la Démographie (INSD) et ICF International. Enquête Démographique et de Santé et à Indicateurs Multiples du Burkina Faso 2010. • The <i>World Factbook</i> 2017. Washington, DC: Central Intelligence Agency, 2017. https://www.cia.gov/library/publications/the-world-factbook/index.html. Calverton, Maryland, USA: INSD et ICF International; 2012.
Burundi	4	21.3	<ul style="list-style-type: none"> • Institut de Statistiques et d'Études Économiques du Burundi (ISTEEBU), Ministère de la Santé Publique et de la Lutte contre le Sida [Burundi] (MSPLS), et ICF International. Enquête Démographique et de Santé Burundi 2010. Bujumbura, Burundi : ISTEEBU, MSPLS, et ICF International; 2012. • The <i>World Factbook</i> 2017. Washington, DC: Central Intelligence Agency, 2017. https://www.cia.gov/library/publications/the-world-factbook/index.html.
Cabo Verde	10.7	19.5	<ul style="list-style-type: none"> • WHO World Health Report, 2010
Cambodia	3	22.9	<ul style="list-style-type: none"> • National Institute of Statistics, Directorate General for Health, and ICF Macro. Cambodia Demographic and Health Survey 2010. Phnom Penh, Cambodia and Calverton, Maryland, USA: National Institute of Statistics, Directorate General for Health, and ICF Macro; 2011. • The <i>World Factbook</i> 2017. Washington, DC: Central Intelligence Agency, 2017. https://www.cia.gov/library/publications/the-world-factbook/index.html.
Cameroon	3.8	19.7	<ul style="list-style-type: none"> • Institut National de la Statistique (INS) et ICF. International. Enquête Démographique et de Santé et à Indicateurs Multiples du Cameroun 2011. Calverton, Maryland, USA : INS et ICF International; 2012. • The <i>World Factbook</i> 2017. Washington, DC: Central Intelligence Agency, 2017. https://www.cia.gov/library/publications/the-world-factbook/index.html.
Canada	27.1	28.1	<ul style="list-style-type: none"> • Canadian Institute for Health Information. Health Indicators 2013. Ottawa, Ontario : Canadian Institute for Health Information, ; 2014. • The <i>World Factbook</i> 2017. Washington, DC: Central Intelligence Agency, 2017. https://www.cia.gov/library/publications/the-world-factbook/index.html.
Central African Republic	4.5	19.4	<ul style="list-style-type: none"> • ICASEES. Enquête par grappes à indicateurs multiples MICS, RCA 2010 Rapport final. Bangui: RCA ICASEES; 2010.
Chad	1.5	17.9	<ul style="list-style-type: none"> • Ministère du Plan, de l'Économie et de la Coopération Internationale. Institut National de la Statistique, des études économiques et Démographiques (INSEED), United Nations Population Fund, United Nations Children's Fund. Enquête par grappes à indicateurs multiples- Rapport Final, Tchad; 2012. • The <i>World Factbook</i> 2017. Washington, DC: Central Intelligence Agency, 2017. https://www.cia.gov/library/publications/the-world-factbook/index.html.
Chile	38.4	23.7	<ul style="list-style-type: none"> • WHO World Health Report, 2010
China	36.2	26.2	<ul style="list-style-type: none"> • Qian JC. Analysis on cesarean section rates in China from 2003 to 2011. <i>Population and Development</i>. 2012,18(5):39-42. • Sixth Nationwide Census, National Bureau of Statistic of China, 2010
China(Hong Kong)	41	29.8	<ul style="list-style-type: none"> • Maise SM Chan, A Prospective Longitudinal Study of Postnatal Quality of Life among Hong Kong Women: Comparison between Normal Vaginal Delivery and Caesarean Section. <i>Hong Kong J Gynaecol Obstet Midwifery</i> 2016; 16(1):86-92 • The <i>World Factbook</i> 2017. Washington, DC: Central Intelligence Agency, 2017. https://www.cia.gov/library/publications/the-world-factbook/index.html.

			<i>factbook/index.html</i> .
Colombia	43.4	22.8	<ul style="list-style-type: none"> • Departamento Administrativo Nacional de Estadística (DANE). Estadísticas Vitales - Nacimientos. Bogotá D.C., Colombia; 2014 (http://www.dane.gov.co/). • The <i>World Factbook</i> 2017. Washington, DC: Central Intelligence Agency, 2017. https://www.cia.gov/library/publications/the-world-factbook/index.html.
Comoros	9.6	24.6	<ul style="list-style-type: none"> • Direction Générale de la Statistique et de la Prospective (DGSP) et ICF International. Enquête Démographique et de Santé et à Indicateurs Multiples aux Comores 2012. Rockville, MD 20850, USA : DGSP et ICF International, 2014. • The <i>World Factbook</i> 2017. Washington, DC: Central Intelligence Agency, 2017. https://www.cia.gov/library/publications/the-world-factbook/index.html.
Congo	5.8	19.8	<ul style="list-style-type: none"> • Centre Nationale de la Statistique et des Études Économiques (CNSEE) [Congo] et ICF International. Enquête Démographique et de Santé du Congo (EDSC-II) 2011-2012. Calverton, Maryland, USA: CNSEE et ICF International; 2013. • The <i>World Factbook</i> 2017. Washington, DC: Central Intelligence Agency, 2017. https://www.cia.gov/library/publications/the-world-factbook/index.html.
Costa Rica	21.9		<ul style="list-style-type: none"> • Caja Costarricense del Seguro Social. área de Estadística en Salud 2013. San José, Costa Rica (http://www.ccss.sa.cr/estadisticas_salud_docs).
Cote d'Ivoire	2.7	19.8	<ul style="list-style-type: none"> • Macro Institut National de la Statistique (INS) et ICF International. Enquête Démographique et de Santé et à Indicateurs Multiples de Côte d'Ivoire 2011-2012. Calverton, Maryland, USA : INS et ICF International; 2012. • The <i>World Factbook</i> 2017. Washington, DC: Central Intelligence Agency, 2017. https://www.cia.gov/library/publications/the-world-factbook/index.html.
Croatia	20.16	28	<ul style="list-style-type: none"> • European Health for All Database (HFA-DB) [online database updated on April 2014]. WHO Regional Office for Europe; 2014 (http://data.euro.who.int/hfad/). • The <i>World Factbook</i> 2017. Washington, DC: Central Intelligence Agency, 2017. https://www.cia.gov/library/publications/the-world-factbook/index.html.
Cuba	35.6		<ul style="list-style-type: none"> • Villar J, Valladares E, Wojdyla D, et al. Caesarean delivery rates and pregnancy outcomes: the 2005 WHO global survey on maternal and perinatal health in Latin America. <i>Lancet</i> 2006; 367: 1819–29.
Cyprus	32.0	28.8	<ul style="list-style-type: none"> • European Health for All Database (HFA-DB) [online database updated on April 2014]. WHO Regional Office for Europe; 2014 (http://data.euro.who.int/hfad/). Macfarlane et al. (2015) Wide differences in mode of delivery within Europe: risk-stratified analyses of aggregated routine data from the Euro-Peristat study. <i>BJOG</i> • The <i>World Factbook</i> 2017. Washington, DC: Central Intelligence Agency, 2017. https://www.cia.gov/library/publications/the-world-factbook/index.html.
Czech Republic	23.3	28.1	<ul style="list-style-type: none"> • European Health for All Database (HFA-DB) [online database updated on April 2014]. WHO Regional Office for Europe; 2014 (http://data.euro.who.int/hfad/). • The <i>World Factbook</i> 2017. Washington, DC: Central Intelligence Agency, 2017. https://www.cia.gov/library/publications/the-world-factbook/index.html.
Denmark	20.8	29.1	<ul style="list-style-type: none"> • European Health for All Database (HFA-DB) [online database updated on April 2014]. WHO Regional Office for Europe; 2014 (http://data.euro.who.int/hfad/). • The <i>World Factbook</i> 2017. Washington, DC: Central Intelligence Agency, 2017. https://www.cia.gov/library/publications/the-world-factbook/index.html.

			<i>factbook/index.html</i> .
Djibouti	11		<ul style="list-style-type: none"> • Unicef Global Databases, 2014
Dominican Republic	56.4	21.7	<ul style="list-style-type: none"> • Centro de Estudios Sociales y Demográficos (CESDEM) y ICF International. Encuesta Demográfica y de Salud 2013. Santo Domingo, República Dominicana: CESDEM y ICF International; 2014. • The <i>World Factbook</i> 2017. Washington, DC: Central Intelligence Agency, 2017. https://www.cia.gov/library/publications/the-world-factbook/index.html.
DR Congo	7.2	19.9	<ul style="list-style-type: none"> • Institut National de la Statistique, UNICEF. Enquête par grappes a Indicateurs Multiples en République Démocratique du Congo - (MICS-RDC 2010) Rapport Final. République Démocratique du Congo; 2011. • The <i>World Factbook</i> 2017. Washington, DC: Central Intelligence Agency, 2017. https://www.cia.gov/library/publications/the-world-factbook/index.html.
Ecuador	48.9	21	<ul style="list-style-type: none"> • Ministerio de Salud Pública / Dirección Nacional de Estadística y Análisis de Información de Salud Coordinación General de Planificación, 2012-2015
Egypt	51.8	22.7	<ul style="list-style-type: none"> • Ministry of Health and Population, El-Zanaty and Associates, The DHS Program ICF International Rockville, Maryland USA. Egypt Demographic and Health Survey 2014. Main Findings. DHS Program ICF International Rockville, Maryland USA; 2014. • The <i>World Factbook</i> 2017. Washington, DC: Central Intelligence Agency, 2017. https://www.cia.gov/library/publications/the-world-factbook/index.html.
El Salvador	29.8	20.8	<ul style="list-style-type: none"> • Ministerio de Salud. Informe de Labores 2013-2014. San Salvador, El Salvador; 2014. • The <i>World Factbook</i> 2017. Washington, DC: Central Intelligence Agency, 2017. https://www.cia.gov/library/publications/the-world-factbook/index.html.
Equatorial Guinea	6.6		<ul style="list-style-type: none"> • Ministerio de Sanidad y Bienestar Social, Ministerio de Economía, Planificación e Inversiones Públicas, e ICF International. Encuesta Demográfica y de Salud (EDSGE-I) 2011. Calverton, Maryland, USA; 2012.
Eritrea	2.8	21.3	<ul style="list-style-type: none"> • National Statistics Office (NSO) [Eritrea], and Fafo AIS. Eritrea Population and Health Survey 2010. Asmara, Eritrea: National Statistics Office, and Fafo Institute doer Applied International Studies; 2013. • The <i>World Factbook</i> 2017. Washington, DC: Central Intelligence Agency, 2017. https://www.cia.gov/library/publications/the-world-factbook/index.html.
Estonia	20.2	26.6	<ul style="list-style-type: none"> • European Health for All Database (HFA-DB) [online database updated on April 2014]. WHO Regional Office for Europe; 2014 (http://data.euro.who.int/hfad/). • The <i>World Factbook</i> 2017. Washington, DC: Central Intelligence Agency, 2017. https://www.cia.gov/library/publications/the-world-factbook/index.html.
Ethiopia	1.5	20	<ul style="list-style-type: none"> • Central Statistical Agency [Ethiopia] and ICF International. Ethiopia Demographic and Health Survey 2011. Addis Ababa, Ethiopia and Calverton, Maryland, USA: Central Statistical Agency and ICF International; 2012. • The <i>World Factbook</i> 2017. Washington, DC: Central Intelligence Agency, 2017. https://www.cia.gov/library/publications/the-world-factbook/index.html.
Fiji	11.9		<ul style="list-style-type: none"> • WHO Health Statistics 2010
Finland	14.7	28.8	<ul style="list-style-type: none"> • European Health for All Database (HFA-DB) [online database updated on April 2014]. WHO Regional Office for Europe; 2014 (http://data.euro.who.int/hfad/). • The <i>World Factbook</i> 2017. Washington, DC: Central Intelligence

			Agency, 2017. https://www.cia.gov/library/publications/the-world-factbook/index.html .
France	21	28.1	<ul style="list-style-type: none"> • European Health for All Database (HFA-DB) [online database updated on April 2014]. WHO Regional Office for Europe; 2014 (http://data.euro.who.int/hfad/). • The <i>World Factbook</i> 2017. Washington, DC: Central Intelligence Agency, 2017. https://www.cia.gov/library/publications/the-world-factbook/index.html.
Gabon	10	20.3	<ul style="list-style-type: none"> • Direction Générale de la Statistique (DGS) et ICF International. Enquête Démographique et de Santé du Gabon 2012. Calverton, Maryland, et Libreville, Gabon : DGS et ICF International; 2013. • The <i>World Factbook</i> 2017. Washington, DC: Central Intelligence Agency, 2017. https://www.cia.gov/library/publications/the-world-factbook/index.html.
Gambia	2.5	20.9	<ul style="list-style-type: none"> • The Gambia Bureau of Statistics (GBOS). The Gambia Multiple Indicator Cluster Survey 2010, Final Report. Banjul, The Gambia: The Gambia Bureau of Statistics (GBOS); 2012. • The <i>World Factbook</i> 2017. Washington, DC: Central Intelligence Agency, 2017. https://www.cia.gov/library/publications/the-world-factbook/index.html.
Georgia	36.7	24.5	<ul style="list-style-type: none"> • WHO World Health Report 2010 • The <i>World Factbook</i> 2017. Washington, DC: Central Intelligence Agency, 2017. https://www.cia.gov/library/publications/the-world-factbook/index.html.
Germany	30.3	29.4	<ul style="list-style-type: none"> • European Health for All Database (HFA-DB) [online database updated on April 2014]. WHO Regional Office for Europe; 2014 (http://data.euro.who.int/hfad/). • The <i>World Factbook</i> 2017. Washington, DC: Central Intelligence Agency, 2017. https://www.cia.gov/library/publications/the-world-factbook/index.html.
Ghana	11.4	21.3	<ul style="list-style-type: none"> • Ghana Statistical Service. Ghana Multiple Indicator Cluster Survey with an Enhanced Malaria Module and Biomarker, 2011, Final Report. Accra, Ghana; 2011. • The <i>World Factbook</i> 2017. Washington, DC: Central Intelligence Agency, 2017. https://www.cia.gov/library/publications/the-world-factbook/index.html.
Greece	29.9	29.8	<ul style="list-style-type: none"> • WHO, World Health Report 2010 • The <i>World Factbook</i> 2017. Washington, DC: Central Intelligence Agency, 2017. https://www.cia.gov/library/publications/the-world-factbook/index.html.
Guatemala	26.3	20.3	<ul style="list-style-type: none"> • Ministerio de Salud Pública y Asistencia Social - MSPAS/Guatemala, Instituto Nacional de Estadística - INE/Guatemala, Secretaría de Planificación y Programación de la Presidencia - Segeplán/Guatemala and ICF International. 2017. Encuesta Nacional de Salud Materno Infantil 2014-2015: Informe Final. Rockville, Maryland, USA: MSPAS, INE, Segeplán and ICF International. • The <i>World Factbook</i> 2017. Washington, DC: Central Intelligence Agency, 2017. https://www.cia.gov/library/publications/the-world-factbook/index.html.
Guinea	2.4	18.9	<ul style="list-style-type: none"> • Institut National de la Statistique, Ministère du Plan Ministère d'Etat de la Santé et de l'Hygiène Publique Conakry, Guinée Measure DHS. Enquête Démographique et de Santé et à Indicateurs Multiples (EDS-MICS-IV) Guinée 2012. ICF International Calverton, Maryland, U.S.A; 2013. • The <i>World Factbook</i> 2017. Washington, DC: Central Intelligence Agency, 2017. https://www.cia.gov/library/publications/the-world-factbook/index.html.
Guinea Bissau	2.3		<ul style="list-style-type: none"> • Ministério da Economia, do Plano e Integração Regional – Direcção Geral do Plano. Inquérito aos Indicadores Múltiplos, Inquérito

			Demográfico de Saúde Reprodutiva 2010. Relatório Final. Guiné-Bissau; 2011.
Guyana	13.3	20.8	<ul style="list-style-type: none"> Ministry of Health (MOH), Bureau of Statistics (BOS), and ICF Macro. Guyana Demographic and Health Survey 2009. Georgetown, Guyana: MOH, BOS, and ICF Macro; 2010. The <i>World Factbook</i> 2017. Washington, DC: Central Intelligence Agency, 2017. https://www.cia.gov/library/publications/the-world-factbook/index.html.
Haiti	5.5	22.7	<ul style="list-style-type: none"> Cayemittes M et al. Enquête Mortalité, Morbidité et Utilisation des Services, Haïti, 2012. Calverton, Maryland, USA : MSPP, IHE et ICF International; 2013. The <i>World Factbook</i> 2017. Washington, DC: Central Intelligence Agency, 2017. https://www.cia.gov/library/publications/the-world-factbook/index.html.
Honduras	18.6	20.4	<ul style="list-style-type: none"> Secretaría de Salud [Honduras], Instituto Nacional de Estadística (INE) e ICF International. Encuesta Nacional de Salud y Demografía 2011-2012. Tegucigalpa, Honduras: SS, INE e ICF International; 2013. The <i>World Factbook</i> 2017. Washington, DC: Central Intelligence Agency, 2017. https://www.cia.gov/library/publications/the-world-factbook/index.html.
Hungary	33.4	28.3	<ul style="list-style-type: none"> European Health for All Database (HFA-DB) [online database updated on April 2014]. WHO Regional Office for Europe; 2014 (http://data.euro.who.int/hfad/). The <i>World Factbook</i> 2017. Washington, DC: Central Intelligence Agency, 2017. https://www.cia.gov/library/publications/the-world-factbook/index.html.
Iceland	16.2	27.4	<ul style="list-style-type: none"> European Health for All Database (HFA-DB) [online database updated on April 2014]. WHO Regional Office for Europe; 2014 (http://data.euro.who.int/hfad/). The <i>World Factbook</i> 2017. Washington, DC: Central Intelligence Agency, 2017. https://www.cia.gov/library/publications/the-world-factbook/index.html.
India	8.2	19.9	<ul style="list-style-type: none"> International Institute for Population Sciences (IIPS), 2010. District level Household and Facility Survey (DLHS-3), 2007-08: India. Mumbai: IIPS; 2010.
Indonesia	12.3	21.4	<ul style="list-style-type: none"> Statistics Indonesia (Badan Pusat Statistik—BPS), National Population and Family Planning Board (BKKBN), and Kementerian Kesehatan (Kemenkes—MOH), and ICF International. Indonesia Demographic and Health Survey 2012. Jakarta, Indonesia: BPS, BKKBN, Kemenkes, and ICF International; 2013. The <i>World Factbook</i> 2017. Washington, DC: Central Intelligence Agency, 2017. https://www.cia.gov/library/publications/the-world-factbook/index.html.
Iran	47.9	23.2	<ul style="list-style-type: none"> Bahadori F, Hakimi S, Heidarzade M. The trend of caesarean delivery in the Islamic Republic of Iran. <i>EMHJ</i>. 2013;19(S3):S67-S70. Fertility Decline in the Islamic Republic of Iran, 1980–2006. A Case Study. World Bank Group, 2006
Iraq	22.2		<ul style="list-style-type: none"> The Central Statistics Organization and the Kurdistan Regional Statistics Office. Iraq Multiple Indicator Cluster Survey 2011. Final Report. Baghdad, Iraq: The Central Statistics Organization and the Kurdistan Regional Statistics Office; 2012.
Ireland	26.6	30.7	<ul style="list-style-type: none"> European Health for All Database (HFA-DB) [online database updated on April 2014]. WHO Regional Office for Europe; 2014 (http://data.euro.who.int/hfad/). The <i>World Factbook</i> 2017. Washington, DC: Central Intelligence Agency, 2017. https://www.cia.gov/library/publications/the-world-factbook/index.html.
Israel	19.8	27.6	<ul style="list-style-type: none"> European Health for All Database (HFA-DB) [online database updated on April 2014]. WHO Regional Office for Europe; 2014

			<p>(http://data.euro.who.int/hfad/).</p> <ul style="list-style-type: none"> The <i>World Factbook</i> 2017. Washington, DC: Central Intelligence Agency, 2017. https://www.cia.gov/library/publications/the-world-factbook/index.html.
Italy	38.1	30.7	<ul style="list-style-type: none"> European Health for All Database (HFA-DB) [online database updated on April 2014]. WHO Regional Office for Europe; 2014 (http://data.euro.who.int/hfad/). The <i>World Factbook</i> 2017. Washington, DC: Central Intelligence Agency, 2017. https://www.cia.gov/library/publications/the-world-factbook/index.html.
Jamaica	21.2	21.2	<ul style="list-style-type: none"> Statistical Institute of Jamaica (STATIN) and UNICEF. Jamaica Multiple Indicator Cluster Survey 2011: Final Report. Kingston, Jamaica: STATIN and UNICEF; 2013. The <i>World Factbook</i> 2017. Washington, DC: Central Intelligence Agency, 2017. https://www.cia.gov/library/publications/the-world-factbook/index.html.
Japan	19.2	30.3	<ul style="list-style-type: none"> (Ministry of Health, Labour and Welfare. Summary of Health Care Facilities and Hospital Statistics 2011 (23 2011). The <i>World Factbook</i> 2017. Washington, DC: Central Intelligence Agency, 2017. https://www.cia.gov/library/publications/the-world-factbook/index.html.
Jordan	28	24.7	<ul style="list-style-type: none"> Department of Statistics [Jordan] and ICF International. Jordan Population and Family Health Survey 2012. Calverton, Maryland, USA: Department of Statistics and ICF International; 2013. The <i>World Factbook</i> 2017. Washington, DC: Central Intelligence Agency, 2017. https://www.cia.gov/library/publications/the-world-factbook/index.html.
Kazakhstan	15.2	25	<ul style="list-style-type: none"> European Health for All Database (HFA-DB) [online database updated on April 2014]. WHO Regional Office for Europe; 2014 (http://data.euro.who.int/hfad/). The <i>World Factbook</i> 2017. Washington, DC: Central Intelligence Agency, 2017. https://www.cia.gov/library/publications/the-world-factbook/index.html.
Kenya	6.2	19.6	<ul style="list-style-type: none"> Kenya National Bureau of Statistics (KNBS) and ICF Macro. Kenya Demographic and Health Survey 2008-09. Calverton, Maryland: KNBS and ICF Macro; 2010. The <i>World Factbook</i> 2017. Washington, DC: Central Intelligence Agency, 2017. https://www.cia.gov/library/publications/the-world-factbook/index.html.
Kiribati	10	23.1	<ul style="list-style-type: none"> Demographic and Health Survey 2008, Kiribati National Statistics Office The <i>World Factbook</i> 2017. Washington, DC: Central Intelligence Agency, 2017. https://www.cia.gov/library/publications/the-world-factbook/index.html.
Kuwait	12.5		<ul style="list-style-type: none"> Khawaja M, Choueiry N, Jurdi R. Hospital-based caesarean section in the Arab region: an overview. <i>Eastern Mediterranean health journal = La revue de sante de la Mediterranee orientale = al-Majallah al-sihhiyah li-sharq al-mutawassit</i>. 2009;15(2):458-469.
Kyrgyzstan	7.4	23.2	<ul style="list-style-type: none"> European Health for All Database (HFA-DB) [online database updated on April 2014]. WHO Regional Office for Europe; 2014 (http://data.euro.who.int/hfad/). The <i>World Factbook</i> 2017. Washington, DC: Central Intelligence Agency, 2017. https://www.cia.gov/library/publications/the-world-factbook/index.html.
Lao PDR	3.7		<ul style="list-style-type: none"> Ministry of Health, Lao Statistics Bureau. Lao Social Indicator Survey LSIS (MICS/DHS) 2011-12 (Multiple Indicator Cluster Survey/Demographic and Health Survey). Ministry of Health and Lao Statistics Bureau; 2012.

Latvia	23	27.2	<ul style="list-style-type: none"> • European Health for All Database (HFA-DB) [online database updated on April 2014]. WHO Regional Office for Europe; 2014 (http://data.euro.who.int/hfad/). • The <i>World Factbook</i> 2017. Washington, DC: Central Intelligence Agency, 2017. https://www.cia.gov/library/publications/the-world-factbook/index.html.
Lebanon	23.2		<ul style="list-style-type: none"> • Lebanon Health Survey 2004 Report. The Pan Arab Project for Family Health. http://www.pdslebanon.org/UserFiles/File/Lebanon%20Report%20English(1).Pdf
Lesotho	6.7	21	<ul style="list-style-type: none"> • Ministry of Health and Social Welfare (MOHSW) [Lesotho] and ICF Macro. Lesotho Demographic and Health Survey 2009. Maseru, Lesotho: MOHSW and ICF Macro; 2010. • The <i>World Factbook</i> 2017. Washington, DC: Central Intelligence Agency, 2017. https://www.cia.gov/library/publications/the-world-factbook/index.html.
Liberia	3.5	19.2	<ul style="list-style-type: none"> • Liberia Institute of Statistics and Geo-Information Services (LISGIS) [Liberia], Ministry of Health and Social Welfare [Liberia], National AIDS Control Program[Liberia], and Macro International Inc. Liberia Demographic and Health Survey 2007. Monrovia, Liberia: Liberia Institute of Statistics and Geo-Information Services (LISGIS) and Macro International Inc.; 2008. • The <i>World Factbook</i> 2017. Washington, DC: Central Intelligence Agency, 2017. https://www.cia.gov/library/publications/the-world-factbook/index.html.
Libya	25.5	30.1	<ul style="list-style-type: none"> • Z. Bodalal, K. Agnaeber, Pregnancy outcomes in Benghazi, Libya, before and during the armed conflict in 2011. <i>EMHJ</i> 2014;20(3)
Lithuania	23.2	27	<ul style="list-style-type: none"> • European Health for All Database (HFA-DB) [online database updated on April 2014]. WHO Regional Office for Europe; 2014 (http://data.euro.who.int/hfad/). • The <i>World Factbook</i> 2017. Washington, DC: Central Intelligence Agency, 2017. https://www.cia.gov/library/publications/the-world-factbook/index.html.
Luxembourg	27.4	30.1	<ul style="list-style-type: none"> • European Health for All Database (HFA-DB) [online database updated on April 2014]. WHO Regional Office for Europe; 2014 (http://data.euro.who.int/hfad/). • The <i>World Factbook</i> 2017. Washington, DC: Central Intelligence Agency, 2017. https://www.cia.gov/library/publications/the-world-factbook/index.html.
Macedonia (TFYR)	22.2	26.8	<ul style="list-style-type: none"> • European Health for All Database (HFA-DB) [online database updated on April 2014]. WHO Regional Office for Europe; 2014 (http://data.euro.who.int/hfad/). • The <i>World Factbook</i> 2017. Washington, DC: Central Intelligence Agency, 2017. https://www.cia.gov/library/publications/the-world-factbook/index.html.
Madagascar	1.9	19.5	<ul style="list-style-type: none"> • l'Institut National de la Statistique, l'Office National de Nutrition (ONN). L'Enquête Nationale sur le Suivi des indicateurs des Objectifs du Millénaire pour le Développement 2012-2013 (ENSOMD). Madagascar; 2014. • The <i>World Factbook</i> 2017. Washington, DC: Central Intelligence Agency, 2017. https://www.cia.gov/library/publications/the-world-factbook/index.html.
Malawi	5.1	18.9	<ul style="list-style-type: none"> • National Statistical Office. Malawi MDG Endline Survey 2014, Key Findings. Zomba, Malawi: National Statistical Office; 2014 • The <i>World Factbook</i> 2017. Washington, DC: Central Intelligence Agency, 2017. https://www.cia.gov/library/publications/the-world-factbook/index.html.
Malaysia	15.7		<ul style="list-style-type: none"> • Ravindran J. Rising caesarean section rates in public hospitals in

			Malaysia 2006. <i>Med J Malaysia</i> . 2008;63(5):434-5.
Maldives	41.1	23.9	<ul style="list-style-type: none"> Ministry of Health. The Maldives Health Statistics 2012. Male, Republic of Maldives;2013. The <i>World Factbook</i> 2017. Washington, DC: Central Intelligence Agency, 2017. https://www.cia.gov/library/publications/the-world-factbook/index.html.
Mali	2.7	18.8	<ul style="list-style-type: none"> Cellule de Planification et de Statistique (CPS/SSDSPF), Institut National de la Statistique (INSTAT/MPATP), INFO-STAT et ICF International. Enquête Démographique et de Santé au Mali 2012-2013. Rockville, Maryland, USA :CPS, INSTAT, INFO-STAT et ICF International; 2014. The <i>World Factbook</i> 2017. Washington, DC: Central Intelligence Agency, 2017. https://www.cia.gov/library/publications/the-world-factbook/index.html.
Malta	33.5	26.9	<ul style="list-style-type: none"> European Health for All Database (HFA-DB) [online database updated on April 2014]. WHO Regional Office for Europe; 2014 (http://data.euro.who.int/hfad/). The <i>World Factbook</i> 2017. Washington, DC: Central Intelligence Agency, 2017. https://www.cia.gov/library/publications/the-world-factbook/index.html.
Marshall Islands	9.3	20.7	<ul style="list-style-type: none"> Demographic and Health Survey 2007, Secretariat of the Pacific Community, Secretariat of Pacific Islands. The <i>World Factbook</i> 2017. Washington, DC: Central Intelligence Agency, 2017. https://www.cia.gov/library/publications/the-world-factbook/index.html.
Mauritania	9.6	21.9	<ul style="list-style-type: none"> Office National de la Statistique, UNICEF. Mauritanie Enquête par grappes à indicateurs multiples 2011. Rapport Final. Mauritanie; 2014.
Mauritius	44		<ul style="list-style-type: none"> WHO, Global Health Observatory Data Repository, 2011
Mexico	45.2	21.3	<ul style="list-style-type: none"> Encuesta Nacional de Salud y Nutrición 2012. Resultados Nacionales. Instituto Nacional de Salud PublicaMexico. Mexico, 2013. The <i>World Factbook</i> 2017. Washington, DC: Central Intelligence Agency, 2017. https://www.cia.gov/library/publications/the-world-factbook/index.html.
Micronesia (Federated States)	10	24	<ul style="list-style-type: none"> Unicef, Statistical Yearbook, 2008
Moldova	15.8	24	<ul style="list-style-type: none"> European Health for All Database (HFA-DB) [online database updated on April 2014]. WHO Regional Office for Europe; 2014 (http://data.euro.who.int/hfad/). The <i>World Factbook</i> 2017. Washington, DC: Central Intelligence Agency, 2017. https://www.cia.gov/library/publications/the-world-factbook/index.html.
Mongolia	23.4	20.5	<ul style="list-style-type: none"> National Statistics Office of Mongolia, UNFPA, UNICEF. Mongolia Social Indicator Sample Survey (SISS) 2013. Key Findings, Ulaanbaatar, Mongolia; 2014. The <i>World Factbook</i> 2017. Washington, DC: Central Intelligence Agency, 2017. https://www.cia.gov/library/publications/the-world-factbook/index.html.
Montenegro	23.6	26.3	<ul style="list-style-type: none"> European Health for All Database (HFA-DB) [online database updated on April 2014]. WHO Regional Office for Europe; 2014 (http://data.euro.who.int/hfad/). The <i>World Factbook</i> 2017. Washington, DC: Central Intelligence Agency, 2017. https://www.cia.gov/library/publications/the-world-factbook/index.html.
Morocco	16	25.4	<ul style="list-style-type: none"> Ministère de la Santé, PAPFAM. Enquête Nationale sur la Population et la Santé Familiale (ENPSF) 2011. Maroc; 2012.
Mozambique	3.9	18.9	<ul style="list-style-type: none"> Ministerio da Saude (MISAU), Instituto Nacional de Estatística (INE) e ICF International (ICFI). Moçambique Inquérito Demográfico e de

			<p>Saúde 2011. Calverton, Maryland, USA: MISAU, INE e ICFI; 2013.</p> <ul style="list-style-type: none"> • The <i>World Factbook</i> 2017. Washington, DC: Central Intelligence Agency, 2017. https://www.cia.gov/library/publications/the-world-factbook/index.html.
Myanmar	17	24.7	<ul style="list-style-type: none"> • Ministry of Health (Myanmar). Myanmar Annual Hospital Statistics Report 2010-2011. Naypyidaw, Myanmar: Ministry of Health (Myanmar), 2013.
Namibia	14.4	21.5	<ul style="list-style-type: none"> • The Namibia Ministry of Health and Social Services (MoHSS) and ICF International. The Namibia Demographic and Health Survey 2013. Windhoek, Namibia, and Rockville, Maryland, USA: MoHSS and ICF International; 2014. • The <i>World Factbook</i> 2017. Washington, DC: Central Intelligence Agency, 2017. https://www.cia.gov/library/publications/the-world-factbook/index.html.
Nauru	8	22.1	<ul style="list-style-type: none"> • Demographic and Health Survey 2007, Secretariat of the Pacific Community, Secretariat of Pacific Island • The <i>World Factbook</i> 2017. Washington, DC: Central Intelligence Agency, 2017. https://www.cia.gov/library/publications/the-world-factbook/index.html.
Nepal	4.6	20.1	<ul style="list-style-type: none"> • Ministry of Health and Population (MOHP) [Nepal], New ERA, and ICF International Inc. Nepal Demographic and Health Survey 2011. Kathmandu, Nepal: Ministry of Health and Population, New ERA, and ICF International, Calverton, Maryland; 2012. • The <i>World Factbook</i> 2017. Washington, DC: Central Intelligence Agency, 2017. https://www.cia.gov/library/publications/the-world-factbook/index.html.
Netherlands	15.6	29.6	<ul style="list-style-type: none"> • European Health for All Database (HFA-DB) [online database updated on April 2014]. WHO Regional Office for Europe; 2014 (http://data.euro.who.int/hfad/). • The <i>World Factbook</i> 2017. Washington, DC: Central Intelligence Agency, 2017. https://www.cia.gov/library/publications/the-world-factbook/index.html.
New zealand	33.4	27.8	<ul style="list-style-type: none"> • National Women's Annual Clinical Report 2012 at http://www.adhb.govt.nz/nwhealthinfo p 86 • The <i>World Factbook</i> 2017. Washington, DC: Central Intelligence Agency, 2017. https://www.cia.gov/library/publications/the-world-factbook/index.html.
Nicaragua	29.7	19.2	<ul style="list-style-type: none"> • Instituto Nacional de Información de Desarrollo (INIDE) Ministerio de Salud (MINSAL). Encuesta Nicaragüense de Demografía y Salud 2011/12. Informe Preliminar. Ministerio de Salud, Nicaragua; 2013. • The <i>World Factbook</i> 2017. Washington, DC: Central Intelligence Agency, 2017. https://www.cia.gov/library/publications/the-world-factbook/index.html.
Niger	1.4	18.1	<ul style="list-style-type: none"> • Institut National de la Statistique (INS) et ICF International. Enquête Démographique et de Santé et à Indicateurs Multiples du Niger 2012. Calverton, Maryland, USA : INS et ICF International; 2013. • The <i>World Factbook</i> 2017. Washington, DC: Central Intelligence Agency, 2017. https://www.cia.gov/library/publications/the-world-factbook/index.html.
Nigeria	2	20.3	<ul style="list-style-type: none"> • National Population Commission (NPC) [Nigeria] and ICF International. Nigeria Demographic and Health Survey 2013. Abuja, Nigeria, and Rockville, Maryland, USA: NPC and ICF International; 2014. • The <i>World Factbook</i> 2017. Washington, DC: Central Intelligence Agency, 2017. https://www.cia.gov/library/publications/the-world-factbook/index.html.
Norway	17.3	28.9	<ul style="list-style-type: none"> • European Health for All Database (HFA-DB) [online database updated on April 2014]. WHO Regional Office for Europe; 2014 (http://data.euro.who.int/hfad/).

			<ul style="list-style-type: none"> The <i>World Factbook</i> 2017. Washington, DC: Central Intelligence Agency, 2017. https://www.cia.gov/library/publications/the-world-factbook/index.html.
Occupied Palestinian Territories	22.4	19	<ul style="list-style-type: none"> Manenti, Report of a field assessment of health conditions in the occupied Palestinian territory, February 2016. WHO (http://apps.who.int/gb/Statements/Report_Palestinian_territory/Report_Palestinian_territory-en.pdf)
Oman	17	18.6	<ul style="list-style-type: none"> Ministry of Health. Department of Health Information and Statistics, Directorate General of Planning. Annual Health Report 2011. Oman; 2012.
Pakistan	14.1	23.4	<ul style="list-style-type: none"> National Institute of Population Studies (NIPS) [Pakistan] and ICF International. Pakistan Demographic and Health Survey 2012-13. Islamabad, Pakistan, and Calverton, Maryland, USA: NIPS and ICF International; 2013. The <i>World Factbook</i> 2017. Washington, DC: Central Intelligence Agency, 2017. https://www.cia.gov/library/publications/the-world-factbook/index.html.
Panama	27.7		<ul style="list-style-type: none"> Contraloría General de la República. Encuesta de Indicadores Múltiples por Conglomerados de Panamá 2013, Resultados Principales Panamá, Panamá: Contraloría General; 2014.
Papua New Guinea	4.7		<ul style="list-style-type: none"> Centro Paraguay de Estudios de Población (CEPEP), USAID, UNPFA, CDC, IPPF. Encuesta Nacional de Demografía y Salud Reproductiva 2008 (ENDSSR 2008). Informe Final. Asunción, Paraguay; 2009.
Paraguay	33.1	22.9	<ul style="list-style-type: none"> Centro Paraguay de Estudios de Población (CEPEP), USAID, UNPFA, CDC, IPPF. Encuesta Nacional de Demografía y Salud Reproductiva 2008 (ENDSSR 2008). Informe Final. Asunción, Paraguay; 2009. The <i>World Factbook</i> 2017. Washington, DC: Central Intelligence Agency, 2017. https://www.cia.gov/library/publications/the-world-factbook/index.html.
Peru	26.5	22.2	<ul style="list-style-type: none"> Instituto Nacional de Estadística e Informática, ORC Macro. Peru Encuesta Demográfica y de Salud Familiar 2013. Calverton, MD, USA: ORC Macro; 2014. The <i>World Factbook</i> 2017. Washington, DC: Central Intelligence Agency, 2017. https://www.cia.gov/library/publications/the-world-factbook/index.html.
Philippines	9.3	23	<ul style="list-style-type: none"> Philippine Statistics Authority (PSA) [Philippines], and ICF International. Philippines National Demographic and Health Survey 2013. Manila, Philippines, and Rockville, Maryland, USA: PSA and ICF International; 2014. The <i>World Factbook</i> 2017. Washington, DC: Central Intelligence Agency, 2017. https://www.cia.gov/library/publications/the-world-factbook/index.html.
Poland	29.9	27.4	<ul style="list-style-type: none"> European Health for All Database (HFA-DB) [online database updated on April 2014]. WHO Regional Office for Europe; 2014 (http://data.euro.who.int/hfad/). The <i>World Factbook</i> 2017. Washington, DC: Central Intelligence Agency, 2017. https://www.cia.gov/library/publications/the-world-factbook/index.html.
Portugal	36.2	30.2	<ul style="list-style-type: none"> WHO/European Regional Office Health for all Database (Internet communication of 4 October 2012 at http://data.euro.who.int/hfad/). The <i>World Factbook</i> 2017. Washington, DC: Central Intelligence Agency, 2017. https://www.cia.gov/library/publications/the-world-factbook/index.html.
Puerto rico	45		<ul style="list-style-type: none"> Instituto de Estadística de Puerto Rico, 2011 R. Fuentes-Ramirez, An approximation of Puerto Rico's Human Development Index. <i>Caribbean Studies</i> 01/2014; 42(1):253-258.
Qatar	19.5		<ul style="list-style-type: none"> Ministry of Development Planning and Statistics, Qatar Foundation, Supreme Council of Health and UNICEF. Multiple Indicator Cluster Survey in the State of Qatar 2012. Doha, Qatar; 2014.

Romania	36.3	26.7	<ul style="list-style-type: none"> • European Health for All Database (HFA-DB) [online database updated on April 2014]. WHO Regional Office for Europe; 2014 (http://data.euro.who.int/hfad/). • The <i>World Factbook</i> 2017. Washington, DC: Central Intelligence Agency, 2017. https://www.cia.gov/library/publications/the-world-factbook/index.html.
Russian Federation	22.1	24.6	<ul style="list-style-type: none"> • European Health for All Database (HFA-DB) [online database updated on April 2014]. WHO Regional Office for Europe; 2014 (http://data.euro.who.int/hfad/). • The <i>World Factbook</i> 2017. Washington, DC: Central Intelligence Agency, 2017. https://www.cia.gov/library/publications/the-world-factbook/index.html.
Rwanda	7.1	23	<ul style="list-style-type: none"> • National Institute of Statistics of Rwanda (NISR) [Rwanda], Ministry of Health (MOH) [Rwanda], and ICF International. Rwanda Demographic and Health Survey 2010. Calverton, Maryland, USA: NISR, MOH, and ICF International; 2012. • The <i>World Factbook</i> 2017. Washington, DC: Central Intelligence Agency, 2017. https://www.cia.gov/library/publications/the-world-factbook/index.html.
Saint Lucia	18.5		<ul style="list-style-type: none"> • MICS (Multiple Indicator Cluster Survey) Unicef, 2012
Samoa	12.8	23.6	<ul style="list-style-type: none"> • Ministry of Health [Samoa], Bureau of Statistics [Samoa], and ICF Macro. Samoa Demographic and Health Survey 2009. Apia, Samoa: Ministry of Health, Samoa; 2010. • The <i>World Factbook</i> 2017. Washington, DC: Central Intelligence Agency, 2017. https://www.cia.gov/library/publications/the-world-factbook/index.html.
Sao Tome and Principe	5.6	19.4	<ul style="list-style-type: none"> • MICS (Multiple Indicator Cluster Survey) Unicef, 2014 • The <i>World Factbook</i> 2017. Washington, DC: Central Intelligence Agency, 2017. https://www.cia.gov/library/publications/the-world-factbook/index.html.
Saudi Arabia	22.3		<ul style="list-style-type: none"> • Ministry of Health, General Directorate of Statistics. Health Statistics Book for the year of 2012 (1433). Saudi Arabia; 2013.
Senegal	3.8	20.2	<ul style="list-style-type: none"> • Agence Nationale de la Statistique et de la Démographie (ANSD) [Sénégal], et ICF International. Enquête Démographique et de Santé Continue (EDS-Continue 2012-2013). Calverton, Maryland, USA: ANSD et ICF International; 2013. • The <i>World Factbook</i> 2017. Washington, DC: Central Intelligence Agency, 2017. https://www.cia.gov/library/publications/the-world-factbook/index.html.
Serbia	26.8	27.9	<ul style="list-style-type: none"> • European Health for All Database (HFA-DB) [online database updated on April 2014]. WHO Regional Office for Europe; 2014 (http://data.euro.who.int/hfad/). • The <i>World Factbook</i> 2017. Washington, DC: Central Intelligence Agency, 2017. https://www.cia.gov/library/publications/the-world-factbook/index.html.
Seychelles	22.8		<ul style="list-style-type: none"> • WHO Global Health Observatory data Repository, 2010
Sierra Leone	2.9	19.2	<ul style="list-style-type: none"> • Statistics Sierra Leone (SSL) and ICF International. Sierra Leone Demographic and Health Survey 2013. Freetown, Sierra Leone and Rockville, Maryland, USA: SSL and ICF International; 2014. • The <i>World Factbook</i> 2017. Washington, DC: Central Intelligence Agency, 2017. https://www.cia.gov/library/publications/the-world-factbook/index.html.
Singapore	32	30.5	<ul style="list-style-type: none"> • Ministry of health of Singapore, 2015 • The <i>World Factbook</i> 2017. Washington, DC: Central Intelligence Agency, 2017. https://www.cia.gov/library/publications/the-world-factbook/index.html.
Slovakia	24.6	27.6	<ul style="list-style-type: none"> • European Health for All Database (HFA-DB) [online database updated on April 2014]. WHO Regional Office for Europe; 2014 (http://data.euro.who.int/hfad/).

			<ul style="list-style-type: none"> • The <i>World Factbook</i> 2017. Washington, DC: Central Intelligence Agency, 2017. https://www.cia.gov/library/publications/the-world-factbook/index.html.
Slovenia	19.6	29.1	<ul style="list-style-type: none"> • European Health for All Database (HFA-DB) [online database updated on April 2014]. WHO Regional Office for Europe; 2014 (http://data.euro.who.int/hfad/). • The <i>World Factbook</i> 2017. Washington, DC: Central Intelligence Agency, 2017. https://www.cia.gov/library/publications/the-world-factbook/index.html.
Solomon Islands	6.2	21.6	<ul style="list-style-type: none"> • National Statistics Office, Secretariat of the Pacific Community, Macro International Inc. Solomon Islands Demographic and Health Survey 2006-2007. Secretariat of the Pacific Community, Noumea, New Caledonia; 2009. • The <i>World Factbook</i> 2017. Washington, DC: Central Intelligence Agency, 2017. https://www.cia.gov/library/publications/the-world-factbook/index.html.
Somalia	7.1		<ul style="list-style-type: none"> • WHO World Health Report, 2010
South Africa	20.6	22.5	<ul style="list-style-type: none"> • WHO World Health Report, 2010
South Korea	36.6	31	<ul style="list-style-type: none"> • Central Bureau of Statistics, UNICEF. Multiple Indicator Cluster Survey 2009. Final Report. Democratic People's Republic of Korea; 2010.
Spain	24.9	30.7	<ul style="list-style-type: none"> • European Health for All Database (HFA-DB) [online database updated on April 2014]. WHO Regional Office for Europe; 2014 (http://data.euro.who.int/hfad/). • The <i>World Factbook</i> 2017. Washington, DC: Central Intelligence Agency, 2017. https://www.cia.gov/library/publications/the-world-factbook/index.html.
Sri Lanka	30.5	25.4	<ul style="list-style-type: none"> • Medical Statistics Unit, Ministry of Health. Annual Health Bulletin 2012. Sri Lanka; 2013. (only government institutions). • The <i>World Factbook</i> 2017. Washington, DC: Central Intelligence Agency, 2017. https://www.cia.gov/library/publications/the-world-factbook/index.html.
Sudan	6.6		<ul style="list-style-type: none"> • Federal Ministry of Health and Central Bureau of Statistics. Sudan Household and Health Survey - 2, 2012, National report. Khartoum, Republic of Sudan: Federal Ministry of Health and Central Bureau of Statistics; 2012.
Suriname	19		<ul style="list-style-type: none"> • Ministry of Social Affairs and Housing and General Bureau of Statistics. Suriname Multiple Indicator Cluster Survey 2010, Final Report: Paramaribo, Suriname; 2012.
Swaziland	12.3	19.5	<ul style="list-style-type: none"> • Central Statistical Office, UNICEF. Swaziland Multiple Indicator Cluster Survey 2010. Final Report. Mbabane, Swaziland: Central Statistical Office, UNICEF; 2011. • The <i>World Factbook</i> 2017. Washington, DC: Central Intelligence Agency, 2017. https://www.cia.gov/library/publications/the-world-factbook/index.html.
Sweden	16.2	29.1	<ul style="list-style-type: none"> • European Health for All Database (HFA-DB) [online database updated on April 2014]. WHO Regional Office for Europe; 2014 (http://data.euro.who.int/hfad/). • The <i>World Factbook</i> 2017. Washington, DC: Central Intelligence Agency, 2017. https://www.cia.gov/library/publications/the-world-factbook/index.html.
Switzerland	32.2	30.7	<ul style="list-style-type: none"> • European Health for All Database (HFA-DB) [online database updated on April 2014]. WHO Regional Office for Europe; 2014 (http://data.euro.who.int/hfad/). • The <i>World Factbook</i> 2017. Washington, DC: Central Intelligence Agency, 2017. https://www.cia.gov/library/publications/the-world-factbook/index.html.
Syrian arab republic	26.4		<ul style="list-style-type: none"> • DeJong J, Ghattas H, Bashour H, et al. Reproductive, maternal, neonatal and child health in conflict: a case study on Syria using Countdown indicators. <i>BMJ Global Health</i> 2017;2:e000302.

Taiwan	33		<ul style="list-style-type: none"> Liu TC, Chen CS, Tsai YW, Lin HC. Taiwan's high rate of cesarean births: impacts of national health insurance and fetal gender preference. <i>Birth</i>. 2007 Jun;34(2):115-22.
Tajikistan	4.6	22.9	<ul style="list-style-type: none"> European Health for All Database (HFA-DB) [online database updated on April 2014]. WHO Regional Office for Europe; 2014 (http://data.euro.who.int/hfad/). The <i>World Factbook</i> 2017. Washington, DC: Central Intelligence Agency, 2017. https://www.cia.gov/library/publications/the-world-factbook/index.html.
Tanzania	4.5	19.6	<ul style="list-style-type: none"> National Bureau of Statistics (NBS) [Tanzania] and ICF Macro. Tanzania Demographic and Health Survey 2010. Dar es Salaam, Tanzania: NBS and ICF Macro; 2011. The <i>World Factbook</i> 2017. Washington, DC: Central Intelligence Agency, 2017. https://www.cia.gov/library/publications/the-world-factbook/index.html.
Thailand	32	23.3	<ul style="list-style-type: none"> Thailand Multiple Indicators Cluster Survey 2012. National Statistical Office, UNICEF, Ministry of Public Health, National Health Security Office, Thai Health Promotion Foundation, International Health Policy Program; 2013. The <i>World Factbook</i> 2017. Washington, DC: Central Intelligence Agency, 2017. https://www.cia.gov/library/publications/the-world-factbook/index.html.
Timor Leste	1.7	22.1	<ul style="list-style-type: none"> National Statistics Directorate (NSD) [Timor-Leste], Ministry of Finance [Timor- Leste], and ICF Macro. Timor-Leste Demographic and Health Survey 2009-10. Dili, Timor-Leste: NSD [Timor-Leste] and ICF Macro; 2010. The <i>World Factbook</i> 2017. Washington, DC: Central Intelligence Agency, 2017. https://www.cia.gov/library/publications/the-world-factbook/index.html.
Togo	8.8	21	<ul style="list-style-type: none"> Direction Générale de la Statistique et de la Comptabilité Nationale (DGSCN). Enquête par grappes à indicateurs multiples MICS Togo, 2010, Rapport final. Togo; 2012. The <i>World Factbook</i> 2017. Washington, DC: Central Intelligence Agency, 2017. https://www.cia.gov/library/publications/the-world-factbook/index.html.
Tonga	17	24.9	<ul style="list-style-type: none"> Demographic and Health Survey 2012, Tonga Ministry of Health, Dept. of Statistics, Secretariat of Pacific Islands The <i>World Factbook</i> 2017. Washington, DC: Central Intelligence Agency, 2017. https://www.cia.gov/library/publications/the-world-factbook/index.html.
Trinidad and Tobago	18.4	22	<ul style="list-style-type: none"> Mungrue K, Nixon C, David Y, Dookwah D, Durga S, Greene K, Mohammed H. Trinidadian women's knowledge, perceptions, and preferences regarding cesarean section: How do they make choices? <i>Int J Womens Health</i>. 2010;2:387-391.
Tunisia	26.7	25	<ul style="list-style-type: none"> Ministère du Développement et de la Coopération Internationale, MDCI - Institut National de la Statistique et Fonds des Nations Unies pour l'Enfance. Suivi de la situation des enfants et des femmes en Tunisie- Enquête par grappes à indicateurs multiples 2011-2012, Rapport Final; 2013.
Turkey	47.5	22.3	<ul style="list-style-type: none"> European Health for All Database (HFA-DB) [online database updated on April 2014]. WHO Regional Office for Europe; 2014 (http://data.euro.who.int/hfad/). The <i>World Factbook</i> 2017. Washington, DC: Central Intelligence Agency, 2017. https://www.cia.gov/library/publications/the-world-factbook/index.html.
Turkmenistan	6.6	24.6	<ul style="list-style-type: none"> European Health for All Database (HFA-DB) [online database updated on April 2014]. WHO Regional Office for Europe; 2014 (http://data.euro.who.int/hfad/).

			<ul style="list-style-type: none"> • The <i>World Factbook</i> 2017. Washington, DC: Central Intelligence Agency, 2017. https://www.cia.gov/library/publications/the-world-factbook/index.html.
Tuvalu	7.1	23.5	<ul style="list-style-type: none"> • Demographic and Health Survey 2007, Central Statistic Division, Secretariat of the Pacific Community, Secretariat of Pacific Islands. • The <i>World Factbook</i> 2017. Washington, DC: Central Intelligence Agency, 2017. https://www.cia.gov/library/publications/the-world-factbook/index.html.
Uganda	5.3	18.9	<ul style="list-style-type: none"> • Uganda Bureau of Statistics (UBOS) and ICF International Inc. Uganda Demographic and Health Survey 2011. Kampala, Uganda: UBOS and Calverton, Maryland: ICF International Inc.; 2012. • The <i>World Factbook</i> 2017. Washington, DC: Central Intelligence Agency, 2017. https://www.cia.gov/library/publications/the-world-factbook/index.html.
Ukraine	15.8	24.9	<ul style="list-style-type: none"> • European Health for All Database (HFA-DB) [online database updated on April 2014]. WHO Regional Office for Europe; 2014 (http://data.euro.who.int/hfad/). • The <i>World Factbook</i> 2017. Washington, DC: Central Intelligence Agency, 2017. https://www.cia.gov/library/publications/the-world-factbook/index.html.
United arab emirates	23.9		<ul style="list-style-type: none"> • Ministry of Health. Statistics 2013. Abu Dhabi, United Arab Emirates; 2014.
United kingdom	24.1	28.5	<ul style="list-style-type: none"> • European Health for All Database (HFA-DB) [online database updated on April 2014]. WHO Regional Office for Europe; 2014 (http://data.euro.who.int/hfad/). • The <i>World Factbook</i> 2017. Washington, DC: Central Intelligence Agency, 2017. https://www.cia.gov/library/publications/the-world-factbook/index.html.
United states of america	32.8	26.4	<ul style="list-style-type: none"> • Martin JA, Hamilton BE, Osterman JK, Curtin SC, Mathews TJ. Births: Final Data for 2012. National Vital Statistics Reports. 2013;62(9). • The <i>World Factbook</i> 2017. Washington, DC: Central Intelligence Agency, 2017. https://www.cia.gov/library/publications/the-world-factbook/index.html.
Uruguay	39.9		<ul style="list-style-type: none"> • Ministerio de Salud Pública, Dirección General de la Salud, División Epidemiología, Estadísticas Vitales - tipo de parto 1996-2012. Uruguay; 2014 (http://www.msp.gub.uy/)
Uzbekistan	10.5	23.4	<ul style="list-style-type: none"> • European Health for All Database (HFA-DB) [online database updated on April 2014]. WHO Regional Office for Europe; 2014 (http://data.euro.who.int/hfad/). • The <i>World Factbook</i> 2017. Washington, DC: Central Intelligence Agency, 2017. https://www.cia.gov/library/publications/the-world-factbook/index.html.
Vanuatu	12		<ul style="list-style-type: none"> • Demographic health Survey 2013, Vanuatu Ministry of Health and National Statistic Office, Secretariat of Pacific Islands.
Venezuela	32.2		<ul style="list-style-type: none"> • Ministerio del Poder Popular para la Salud (MPPS). Anuario Estadístico 2009. Venezuela; 2010. (Only Ministry of Health accredited hospitals).
Viet nam	27.5	23	<ul style="list-style-type: none"> • General Statistical Office and UNICEF. Viet Nam Multiple Indicator Cluster Survey 2014, Key Findings. Ha Noi, Viet Nam; 2014.
Yemen	4.8	21.4	<ul style="list-style-type: none"> • Ministry of Public Health and Population, Central Statistical Organization, Measure DHS, ICF International. Yemen National Health and Demographic Survey 2013. Preliminary Report. ICF International, Rockville, Maryland, USA; 2014. • The <i>World Factbook</i> 2017. Washington, DC: Central Intelligence Agency, 2017. https://www.cia.gov/library/publications/the-world-factbook/index.html.
Zambia	3	19.2	<ul style="list-style-type: none"> • Central Statistical Office (CSO), Ministry of Health (MOH), Tropical Diseases Research Centre (TDRC), University of Zambia, and Macro International Inc. Zambia Demographic and Health Survey 2007.

			<p>Calverton, Maryland, USA: CSO and Macro International Inc.; 2009.</p> <ul style="list-style-type: none"> • The <i>World Factbook</i> 2017. Washington, DC: Central Intelligence Agency, 2017. https://www.cia.gov/library/publications/the-world-factbook/index.html.
Zimbabwe	6	20.5	<ul style="list-style-type: none"> • Zimbabwe National Statistics Agency (ZIMSTAT). Multiple Indicator Cluster Survey 2014, Key Findings. Harare, Zimbabwe: ZIMSTAT: 2014. • The <i>World Factbook</i> 2017. Washington, DC: Central Intelligence Agency, 2017. https://www.cia.gov/library/publications/the-world-factbook/index.html.