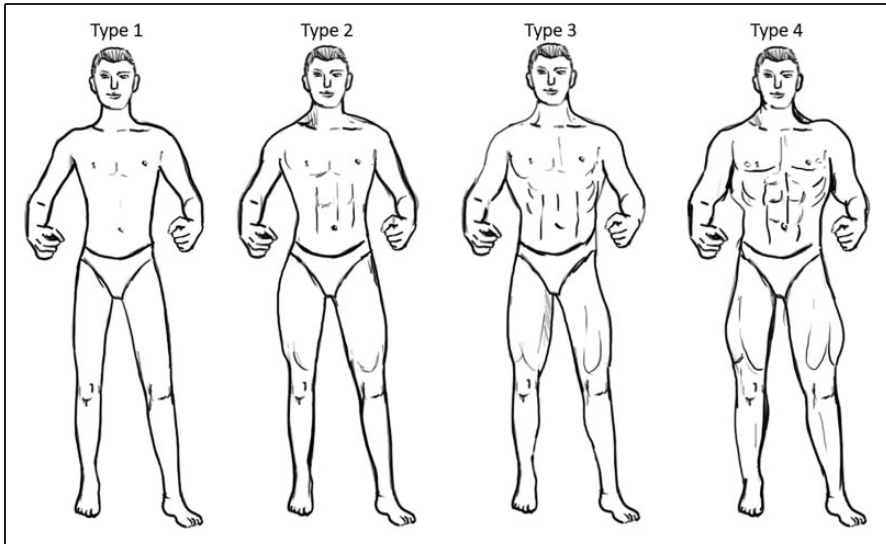


# Appendix A

**Table A1.** Questions Asked.

Question	Women	Men
1	Does musculature affect your assessment of the attractiveness of a man?	Do you think that musculature affects the assessment of a man's attractiveness by women?
2	Could a man's musculature encourage you to develop a relationship with him?	Do you think musculature could encourage women to develop a relationship with a man?
3	What is the most attractive degree of muscularity for you?	What do you think is the most attractive degree of muscularity for women?
4	Are some groups of muscles more important than others?	
5	Please rate how important the following muscle groups are in relation to a man's attractiveness: chest, abdomen, biceps, shoulders, triceps, buttocks, back, forearms, calf, thighs-front, thighs-back, and neck (0–4 scale, where 0 = not important at all, 4 = most important).	

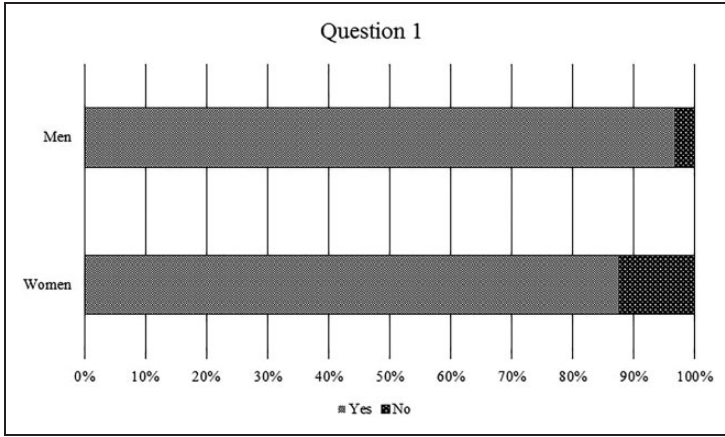


**Figure A1.** The Muscularity Scale used in the survey.

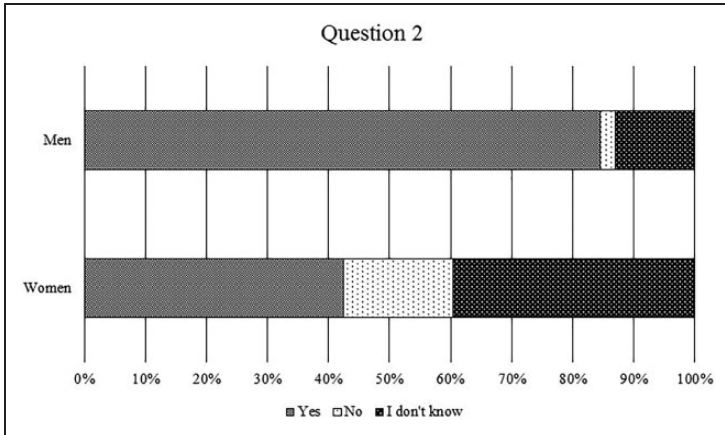
**Table A2.** The Response Statistics.

Variable	Women	Men
Age		
Students	84.7% (3,426)	80.0% (926)
Graduates	15.3% (617)	20.0% (231)
Field of studies		
Human sciences	10.0% (405)	4.1% (47)
Social	29.2% (1,182)	21.3% (246)
Medical	35.4% (1,433)	31.6% (366)
Agricultural	4.4% (179)	2.7% (31)
Natural sciences	4.7% (189)	3.0% (35)
Exact sciences	5.5% (223)	6.8% (79)
Technical	9.5% (385)	29.5% (341)
Artistic	1.2% (47)	1.0% (12)
Village	27.5% (1,110)	23.8% (275)
Place of residence before the start of studies		
Town of 10k inhabitants	7.5% (304)	7.7% (89)
Town of 10k–100k inhabitants	24.7% (998)	28.3% (328)
City 100k–500k inhabitants	15.6% (631)	16.3% (189)
City over 500k inhabitants	24.7% (1,000)	23.9% (276)
BMI		
<18.5	15.2% (538)	2.7% (29)
18.5–24.99	77.7% (2,744)	76.2% (816)
25–29.99	6.5% (230)	20.4% (219)
>30	0.6% (22)	0.7% (7)

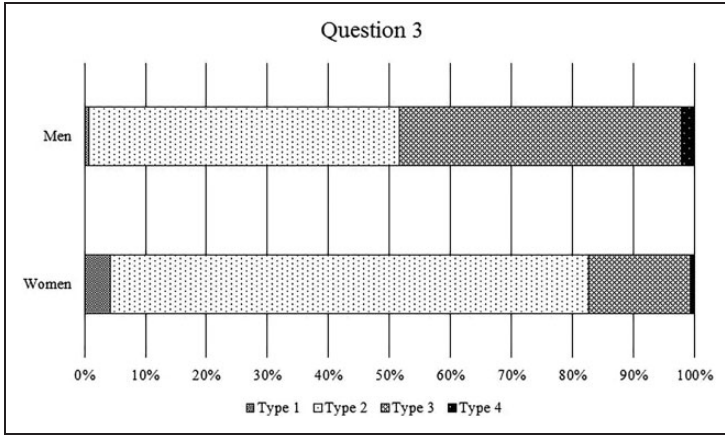
Note. BMI = body mass index.



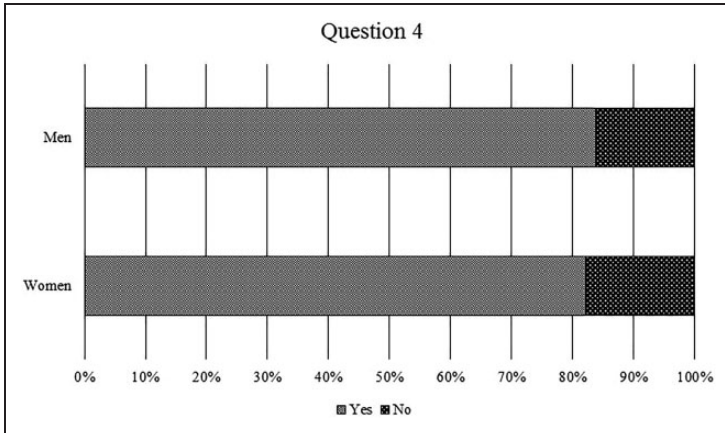
**Figure A2.** Comparison of survey answers between females and males (question 1).



**Figure A3.** Comparison of survey answers between females and males (question 2).



**Figure A4.** Comparison of survey answers between females and males (question 3).



**Figure A5.** Comparison of survey answers between females and males (question 4).

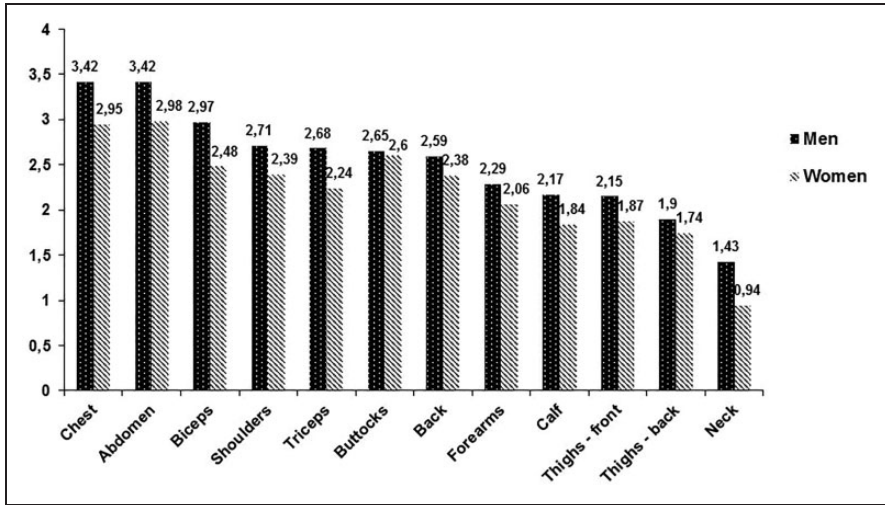


Figure A6. Muscles' ranking.