

A. Full tables corresponding to Figures 1-3

Appendix Table 1 (corresponding to Figure 1 in text): Change in voter confidence over the 2004 Ukraine election (aggregate).

VARIABLES	(1)	(2)	(3)	(4)	(5)	(6)	(7)	(8)	(9)	(10)	(11)	(12)	(13)	(14)	(15)	(16)	(17)	(18)	
	Vote Kept		Election Results		Elections		Safe Voting How		Informed about		System Handles		Conf. in	Conf. in	Conf. in	Conf. in	Ukraine		
	Confidential	Ag/Dis	Accurate	Ag/Dis	Competent	Admin	Ag/Dis	I Wish	Ag/Dis	Process	Ag/Dis	Violations	Well	Parliam	Minister	Military	Town	Town	Democr
	R2	R3	R2	R3	R2	R3	R2	R3	R2	R3	R2	R3	R3	R3	R3	R3	R3	R3	R3
Post-Survey	-0.08***	0.12***	-0.14***	0.21***	-0.09***	0.18***	0.08***	0.15***	0.09***	0.28***	0.10***	0.42***	0.34***	0.34***	0.24***	0.08***	0.03	0.16***	
	(0.02)	(0.02)	(0.02)	(0.02)	(0.02)	(0.02)	(0.02)	(0.02)	(0.02)	(0.02)	(0.02)	(0.02)	(0.02)	(0.02)	(0.02)	(0.02)	(0.02)	(0.02)	
Gender	0.02	0.04**	-0.00	-0.00	0.02	0.02	-0.03*	-0.03*	0.01	0.01	0.03	0.02	0.03	0.02	0.07***	0.05**	0.06***	0.04*	
	(0.02)	(0.02)	(0.02)	(0.02)	(0.02)	(0.02)	(0.02)	(0.02)	(0.02)	(0.02)	(0.02)	(0.02)	(0.02)	(0.02)	(0.02)	(0.02)	(0.02)	(0.02)	
Age	0.00	0.00	0.00***	0.00**	0.00	-0.00	0.00***	0.00	0.00	0.00	0.00	0.00	-0.00	0.00***	0.00***	0.00	0.00*	0.00	-0.00
	(0.00)	(0.00)	(0.00)	(0.00)	(0.00)	(0.00)	(0.00)	(0.00)	(0.00)	(0.00)	(0.00)	(0.00)	(0.00)	(0.00)	(0.00)	(0.00)	(0.00)	(0.00)	(0.00)
Education Level	-0.00	-0.01	0.00	0.00	-0.00	-0.00	-0.00	0.00	0.01*	0.02***	-0.01	0.00	0.01	-0.01	-0.02**	-0.01*	-0.02**	-0.02***	
	(0.01)	(0.01)	(0.01)	(0.01)	(0.01)	(0.01)	(0.01)	(0.01)	(0.01)	(0.01)	(0.01)	(0.01)	(0.01)	(0.01)	(0.01)	(0.01)	(0.01)	(0.01)	
Full-Time Empl.	-0.02	0.00	-0.03	-0.03	0.02	0.00	-0.00	-0.01	-0.01	0.00	0.04	0.01	0.01	-0.01	-0.06**	-0.02	-0.01	0.02	
	(0.02)	(0.02)	(0.02)	(0.02)	(0.02)	(0.02)	(0.02)	(0.02)	(0.02)	(0.02)	(0.02)	(0.02)	(0.02)	(0.02)	(0.02)	(0.02)	(0.02)	(0.02)	
Married?	0.02	0.00	-0.02	-0.01	0.00	-0.00	-0.02	-0.03	-0.01	0.01	-0.01	0.00	0.02	0.04**	-0.02	0.02	-0.00	0.01	
	(0.02)	(0.02)	(0.02)	(0.02)	(0.02)	(0.02)	(0.02)	(0.02)	(0.02)	(0.02)	(0.02)	(0.02)	(0.02)	(0.02)	(0.02)	(0.02)	(0.02)	(0.02)	
Household Size	-0.01*	0.01	0.00	0.00	-0.01	0.00	0.00	0.00	-0.00	-0.01	-0.00	-0.01	-0.01	-0.02*	0.00	-0.00	0.00	-0.00	
	(0.01)	(0.01)	(0.01)	(0.01)	(0.01)	(0.01)	(0.01)	(0.01)	(0.01)	(0.01)	(0.01)	(0.01)	(0.01)	(0.01)	(0.01)	(0.01)	(0.01)	(0.01)	
Financial Situation	-0.01	0.00	-0.00	0.04***	-0.03**	0.02	0.00	0.01	0.03**	0.04***	0.02*	0.05***	0.05***	0.05***	0.03**	0.02*	0.03**	0.04***	
	(0.01)	(0.01)	(0.01)	(0.01)	(0.01)	(0.01)	(0.01)	(0.01)	(0.01)	(0.01)	(0.01)	(0.01)	(0.01)	(0.01)	(0.01)	(0.01)	(0.01)	(0.01)	
Constant	0.75***	0.49***	0.57***	0.04	0.55***	0.31***	0.75***	0.63***	0.39***	0.23***	0.27***	0.00	-0.19**	-0.09	0.47***	0.11	0.23**	0.11	
	(0.08)	(0.08)	(0.09)	(0.09)	(0.09)	(0.09)	(0.07)	(0.07)	(0.08)	(0.08)	(0.09)	(0.09)	(0.08)	(0.09)	(0.09)	(0.09)	(0.09)	(0.09)	
Observations	2,223	2,243	2,273	2,264	2,162	2,197	2,242	2,259	2,281	2,287	1,966	2,011	2,283	2,235	2,190	2,197	2,206	1,889	
R-squared	0.120	0.059	0.130	0.138	0.152	0.096	0.139	0.097	0.120	0.160	0.105	0.262	0.168	0.163	0.125	0.070	0.083	0.090	
rmse	0.458	0.435	0.464	0.458	0.463	0.453	0.378	0.354	0.458	0.414	0.456	0.432	0.456	0.460	0.442	0.484	0.478	0.459	
Oblast Fixed Effects	Yes	Yes	Yes	Yes	Yes	Yes	Yes	Yes	Yes	Yes	Yes	Yes	Yes	Yes	Yes	Yes	Yes	Yes	

Robust standard errors in parentheses

*** p<0.01, ** p<0.05, * p<0.1

Appendix Tables 2a & 2b (corresponding to Figure 2 in text): Change in voter confidence over the 2004 Ukraine election (by partisan support).

YANUKOVYCH

	(1)	(2)	(3)	(4)	(5)	(6)	(7)	(8)	(9)	(10)	(11)	(12)	(13)	(14)	(15)	(16)	(17)	(18)
VARIABLES	Vote Kept Confidential		Election Results		Elections Competent		Safe Voting How		Informed about		System Handles		Conf. in	Conf. in	Conf. in	Conf. in	Conf. in	Is Ukraine
	Ag/Dis		Accurate Ag/Dis		Admin Ag/Dis		I Wish Ag/Dis		Process Ag/Dis		Violations Well		Parliament	Ministers	Military	Town	Town	Democracy
	R2	R3	R2	R3	R2	R3	R2	R3	R2	R3	R2	R3	R3	R3	R3	R3	R3	R3
Post-Survey	0.04 (0.03)	0.01 (0.03)	0.06** (0.03)	-0.09*** (0.03)	-0.05* (0.03)	-0.16*** (0.03)	0.13*** (0.02)	0.09*** (0.02)	0.15*** (0.03)	0.15*** (0.03)	0.21*** (0.03)	0.17*** (0.03)	0.09*** (0.03)	-0.08** (0.03)	0.13*** (0.03)	0.01 (0.03)	-0.04 (0.03)	-0.08*** (0.03)
Gender	0.01 (0.03)	0.05 (0.03)	0.01 (0.03)	-0.01 (0.03)	0.04 (0.03)	0.05 (0.03)	-0.03 (0.03)	-0.02 (0.03)	0.01 (0.03)	-0.00 (0.03)	0.03 (0.03)	0.04 (0.03)	0.03 (0.03)	0.04 (0.03)	0.06* (0.03)	0.07** (0.03)	0.09*** (0.03)	0.01 (0.03)
Age	0.00 (0.00)	0.00 (0.00)	0.00* (0.00)	0.00** (0.00)	-0.00 (0.00)	-0.00 (0.00)	0.00** (0.00)	0.00* (0.00)	-0.00 (0.00)	0.00 (0.00)	0.00 (0.00)	-0.00 (0.00)	0.00*** (0.00)	0.00*** (0.00)	0.00** (0.00)	0.00 (0.00)	0.00 (0.00)	-0.00 (0.00)
Education Level	-0.00 (0.01)	0.00 (0.01)	-0.02* (0.01)	0.01 (0.01)	0.00 (0.01)	0.02 (0.01)	0.01 (0.01)	0.02** (0.01)	0.02* (0.01)	0.04*** (0.01)	-0.01 (0.01)	0.03*** (0.01)	0.03** (0.01)	0.02 (0.01)	0.00 (0.01)	-0.00 (0.01)	-0.01 (0.01)	-0.02 (0.01)
Full-Time Empl.	0.01 (0.04)	0.05 (0.04)	0.02 (0.04)	-0.00 (0.04)	0.02 (0.04)	0.02 (0.04)	0.05* (0.03)	0.04 (0.03)	-0.00 (0.03)	-0.01 (0.03)	0.05 (0.04)	0.00 (0.04)	0.01 (0.04)	-0.00 (0.04)	-0.03 (0.04)	0.07* (0.04)	0.05 (0.04)	0.05 (0.04)
Married?	-0.00 (0.03)	-0.01 (0.03)	-0.01 (0.03)	-0.03 (0.03)	0.01 (0.03)	0.00 (0.03)	-0.03 (0.03)	-0.04 (0.03)	-0.03 (0.03)	-0.01 (0.03)	-0.00 (0.04)	-0.03 (0.04)	-0.01 (0.03)	0.04 (0.03)	-0.01 (0.03)	0.03 (0.03)	-0.02 (0.03)	0.01 (0.03)
Household Size	0.01 (0.01)	0.02 (0.01)	0.01 (0.02)	0.03* (0.02)	0.02 (0.01)	0.02 (0.02)	-0.01 (0.01)	0.00 (0.01)	-0.01 (0.01)	-0.01 (0.01)	-0.01 (0.02)	-0.01 (0.02)	0.02 (0.02)	0.00 (0.02)	0.01 (0.02)	0.02 (0.02)	0.02 (0.02)	-0.02* (0.01)
Financial Situation	-0.01 (0.02)	0.00 (0.02)	-0.00 (0.02)	0.05** (0.02)	-0.04** (0.02)	-0.01 (0.02)	0.02 (0.02)	0.03 (0.02)	0.06*** (0.02)	0.06*** (0.02)	0.05** (0.02)	0.06*** (0.02)	0.05** (0.02)	0.05** (0.02)	0.03* (0.02)	-0.00 (0.02)	0.02 (0.02)	0.06*** (0.02)
Constant	0.66*** (0.12)	0.45*** (0.12)	0.50*** (0.12)	0.08 (0.13)	0.48*** (0.12)	0.42*** (0.13)	0.65*** (0.10)	0.53*** (0.10)	0.38*** (0.12)	0.25** (0.12)	0.20 (0.13)	0.05 (0.13)	-0.27** (0.11)	-0.11 (0.12)	0.34** (0.13)	0.02 (0.12)	0.11 (0.12)	0.24** (0.11)
Observations	972	967	1,003	978	957	964	995	994	1,020	1,002	872	880	997	977	975	998	993	860
R-squared	0.067	0.037	0.086	0.060	0.139	0.082	0.141	0.087	0.136	0.122	0.111	0.100	0.061	0.079	0.053	0.066	0.084	0.059
rmse	0.443	0.455	0.479	0.488	0.448	0.475	0.360	0.385	0.439	0.443	0.472	0.472	0.470	0.481	0.466	0.486	0.482	0.435
Oblast Fixed Effects	Yes	Yes	Yes	Yes	Yes	Yes	Yes	Yes	Yes	Yes	Yes	Yes	Yes	Yes	Yes	Yes	Yes	Yes

Robust standard errors in parentheses

*** p<0.01, ** p<0.05, * p<0.1

YUSHCHENKO

VARIABLES	(1)	(2)	(3)	(4)	(5)	(6)	(7)	(8)	(9)	(10)	(11)	(12)	(13)	(14)	(15)	(16)	(17)	(18)
	Elections										System Handles		Conf. in	Conf. in	Conf. in	Conf. in	Conf. in	Is Ukraine
	Vote Kept	Election Results	Competent Admin		Safe Voting How I	Informed about	Violations Well	Conf. in	Conf. in	Conf. in	Conf. in	Parliamen	Ministers	Military	Town	Town	Is Ukraine	
	Confidential Ag/Dis	Accurate Ag/Dis	Ag/Dis	Ag/Dis	Wish Ag/Dis	Process Ag/Dis	Ag/Dis	t Ag/Dis	Ag/Dis	Ag/Dis	Ag/Dis	Ag/Dis	Ag/Dis	Ag/Dis	Ag/Dis	Ag/Dis	Ag/Dis	Ag/Dis
	R2	R3	R2	R3	R2	R3	R2	R3	R2	R3	R2	R3	R3	R3	R3	R3	R3	R3
Post-Survey	-0.17***	0.21***	-0.30***	0.44***	-0.12***	0.44***	0.05**	0.20***	0.05*	0.37***	0.01	0.62***	0.53***	0.67***	0.34***	0.13***	0.09***	0.37***
	(0.03)	(0.02)	(0.02)	(0.02)	(0.03)	(0.02)	(0.02)	(0.02)	(0.03)	(0.02)	(0.03)	(0.02)	(0.02)	(0.02)	(0.02)	(0.03)	(0.03)	(0.03)
Gender	0.02	0.03	-0.01	0.00	0.01	0.01	-0.03	-0.03	0.02	0.02	0.03	0.02	0.04*	0.01	0.07***	0.03	0.03	0.06*
	(0.03)	(0.03)	(0.03)	(0.02)	(0.03)	(0.02)	(0.02)	(0.02)	(0.03)	(0.02)	(0.03)	(0.02)	(0.03)	(0.02)	(0.03)	(0.03)	(0.03)	(0.03)
Age	0.00	0.00	0.00***	0.00	0.00	-0.00	0.00*	0.00	0.00*	0.00	0.00	-0.00	0.00	0.00	-0.00	0.00	-0.00	-0.00
	(0.00)	(0.00)	(0.00)	(0.00)	(0.00)	(0.00)	(0.00)	(0.00)	(0.00)	(0.00)	(0.00)	(0.00)	(0.00)	(0.00)	(0.00)	(0.00)	(0.00)	(0.00)
Education Level	0.00	-0.02*	0.02*	0.00	-0.00	-0.02**	-0.01	-0.01	0.01	0.00	-0.01	-0.02**	-0.01	-0.02***	-0.03***	-0.03**	-0.03**	-0.03***
	(0.01)	(0.01)	(0.01)	(0.01)	(0.01)	(0.01)	(0.01)	(0.01)	(0.01)	(0.01)	(0.01)	(0.01)	(0.01)	(0.01)	(0.01)	(0.01)	(0.01)	(0.01)
Full-Time Empl.	-0.04	-0.02	-0.07**	-0.04	0.03	0.02	-0.04	-0.04*	-0.03	0.01	0.02	0.03	0.01	-0.00	-0.07**	-0.08**	-0.05	-0.00
	(0.03)	(0.03)	(0.03)	(0.03)	(0.03)	(0.03)	(0.03)	(0.02)	(0.03)	(0.03)	(0.03)	(0.03)	(0.03)	(0.02)	(0.03)	(0.03)	(0.03)	(0.03)
Married?	0.04	0.01	-0.02	-0.02	0.00	-0.02	-0.01	-0.02	0.02	0.01	-0.01	0.01	0.01	0.01	-0.03	0.00	-0.00	-0.02
	(0.03)	(0.03)	(0.03)	(0.02)	(0.03)	(0.02)	(0.03)	(0.02)	(0.03)	(0.02)	(0.03)	(0.02)	(0.03)	(0.02)	(0.03)	(0.03)	(0.03)	(0.03)
Household Size	-0.02**	0.00	-0.00	-0.00	-0.01	-0.00	0.00	0.00	0.00	-0.00	-0.00	-0.00	-0.02**	-0.02***	-0.00	-0.01	-0.01	0.00
	(0.01)	(0.01)	(0.01)	(0.01)	(0.01)	(0.01)	(0.01)	(0.01)	(0.01)	(0.01)	(0.01)	(0.01)	(0.01)	(0.01)	(0.01)	(0.01)	(0.01)	(0.01)
Financial Situation	-0.01	-0.00	0.01	0.02	-0.02	0.02	-0.01	0.00	0.01	0.02	0.01	0.03*	0.03*	0.02	0.01	0.03*	0.02	0.00
	(0.02)	(0.02)	(0.02)	(0.01)	(0.02)	(0.01)	(0.01)	(0.01)	(0.02)	(0.01)	(0.02)	(0.01)	(0.02)	(0.01)	(0.02)	(0.02)	(0.02)	(0.02)
Constant	0.76***	0.58***	0.14	0.31***	0.56***	0.63***	0.81***	0.89***	0.36***	0.49***	0.08	0.30***	0.18*	0.26***	0.68***	0.73***	0.77***	0.37***
	(0.11)	(0.10)	(0.10)	(0.09)	(0.12)	(0.09)	(0.10)	(0.07)	(0.12)	(0.09)	(0.11)	(0.09)	(0.10)	(0.08)	(0.10)	(0.11)	(0.11)	(0.12)
Observations	1,251	1,276	1,270	1,286	1,205	1,233	1,247	1,265	1,261	1,285	1,094	1,131	1,286	1,258	1,215	1,199	1,213	1,029
R-squared	0.141	0.101	0.147	0.271	0.091	0.278	0.149	0.118	0.109	0.220	0.083	0.442	0.310	0.465	0.212	0.070	0.058	0.169
rmse	0.465	0.415	0.435	0.396	0.475	0.386	0.389	0.324	0.470	0.382	0.438	0.367	0.419	0.367	0.416	0.479	0.472	0.455
Oblast Fixed Effects	Yes	Yes	Yes	Yes	Yes	Yes	Yes	Yes	Yes	Yes	Yes	Yes	Yes	Yes	Yes	Yes	Yes	Yes

Robust standard errors in parentheses

*** p<0.01, ** p<0.05, * p<0.1

Appendix Tables 3a & 3b (corresponding to Figure 3 in text): Comparing voter confidence between voters exposed to fraud and their *oblast* neighbors (by partisan support).

YANUKOVYCH

VARIABLES	(1)	(2)	(3)	(4)	(5)	(6)	(7)	(8)	(9)	(10)	(11)	(12)	(13)	(14)	(15)	(16)	(17)	(18)
	Vote Kept		Election Results		Elections Competent		Safe Voting How I		Informed about		System Handles		Conf. in	Conf. in	Conf. in	Conf. in	Conf. in	Is Ukraine
	Confidential	Ag/Dis	Accurate	Ag/Dis	Admin	Ag/Dis	Wish	Ag/Dis	Process	Ag/Dis	Violations	Well	Ag/Dis	Ag/Dis	Ag/Dis	Ag/Dis	Ag/Dis	Ag/Dis
	R2	R3	R2	R3	R2	R3	R2	R3	R2	R3	R2	R3	R3	R3	R3	R3	R3	R3
Fraud	-0.17***	-0.16**	-0.02	-0.05	-0.03	-0.05	-0.12**	-0.06	-0.08	0.00	-0.04	-0.05	-0.01	-0.03	0.06	-0.02	-0.04	0.02
	(0.06)	(0.06)	(0.06)	(0.06)	(0.06)	(0.07)	(0.05)	(0.05)	(0.06)	(0.05)	(0.07)	(0.07)	(0.06)	(0.06)	(0.06)	(0.07)	(0.07)	(0.06)
Gender	-0.05	0.04	0.01	0.01	0.00	0.04	-0.02	0.01	0.03	0.02	0.08*	0.11**	0.01	0.01	0.05	0.03	0.04	0.03
	(0.04)	(0.04)	(0.04)	(0.05)	(0.05)	(0.05)	(0.03)	(0.03)	(0.04)	(0.04)	(0.05)	(0.05)	(0.04)	(0.04)	(0.05)	(0.05)	(0.05)	(0.04)
Age	-0.00	-0.00	0.00	-0.00	0.00	-0.00	-0.00	-0.00	-0.00**	-0.00	-0.00	-0.00	0.00**	0.00	0.00**	0.00	0.00	0.00
	(0.00)	(0.00)	(0.00)	(0.00)	(0.00)	(0.00)	(0.00)	(0.00)	(0.00)	(0.00)	(0.00)	(0.00)	(0.00)	(0.00)	(0.00)	(0.00)	(0.00)	(0.00)
Education Level	0.01	0.03*	-0.03*	0.04**	-0.00	0.04**	0.00	0.02**	0.01	0.05***	-0.03**	0.06***	0.04***	0.02	0.01	-0.00	-0.01	-0.02
	(0.02)	(0.02)	(0.02)	(0.02)	(0.02)	(0.02)	(0.01)	(0.01)	(0.01)	(0.01)	(0.02)	(0.02)	(0.02)	(0.02)	(0.02)	(0.02)	(0.02)	(0.01)
Full-Time Empl.	-0.05	0.02	-0.04	-0.08	0.03	0.00	-0.01	-0.03	-0.04	-0.04	0.08	0.01	-0.01	-0.04	0.02	0.05	0.02	0.04
	(0.04)	(0.05)	(0.05)	(0.05)	(0.05)	(0.05)	(0.03)	(0.03)	(0.04)	(0.04)	(0.05)	(0.05)	(0.05)	(0.05)	(0.05)	(0.05)	(0.05)	(0.05)
Married?	-0.03	-0.06	0.05	-0.01	-0.04	-0.07	0.00	-0.03	-0.07*	-0.05	0.00	-0.07	-0.09*	-0.03	-0.07	0.00	-0.03	-0.06
	(0.04)	(0.05)	(0.04)	(0.05)	(0.05)	(0.05)	(0.03)	(0.04)	(0.04)	(0.04)	(0.05)	(0.05)	(0.05)	(0.05)	(0.04)	(0.05)	(0.05)	(0.05)
Household Size	-0.01	0.03	-0.01	0.01	0.02	0.04	-0.00	0.02	0.01	0.00	-0.01	-0.02	0.03	-0.01	0.04	0.03	0.03	-0.01
	(0.02)	(0.02)	(0.02)	(0.02)	(0.02)	(0.02)	(0.01)	(0.02)	(0.02)	(0.02)	(0.02)	(0.02)	(0.02)	(0.02)	(0.02)	(0.02)	(0.02)	(0.02)
Financial Situation	-0.01	-0.01	-0.02	0.07**	-0.06**	-0.02	0.01	0.02	0.00	-0.00	0.02	0.01	0.07***	0.07***	0.01	0.01	0.01	0.08***
	(0.02)	(0.03)	(0.02)	(0.03)	(0.03)	(0.03)	(0.02)	(0.02)	(0.02)	(0.02)	(0.03)	(0.03)	(0.03)	(0.03)	(0.03)	(0.03)	(0.03)	(0.03)
Constant	0.95***	0.53***	0.81***	-0.09	0.42**	0.23	0.98***	0.66***	0.73***	0.50***	0.37**	0.06	-0.36**	-0.13	0.37**	-0.10	0.03	0.04
	(0.15)	(0.16)	(0.16)	(0.17)	(0.17)	(0.17)	(0.10)	(0.12)	(0.16)	(0.15)	(0.18)	(0.17)	(0.15)	(0.16)	(0.19)	(0.16)	(0.16)	(0.14)
Observations	462	457	470	445	474	481	472	471	502	484	441	449	492	466	466	478	479	391
R-squared	0.185	0.077	0.264	0.158	0.199	0.132	0.176	0.103	0.133	0.128	0.225	0.155	0.119	0.154	0.059	0.106	0.104	0.118
rmse	0.408	0.445	0.430	0.460	0.440	0.473	0.287	0.341	0.406	0.407	0.447	0.468	0.467	0.458	0.445	0.480	0.479	0.400
Oblast Fixed Effects	Yes	Yes	Yes	Yes	Yes	Yes	Yes	Yes	Yes	Yes	Yes	Yes	Yes	Yes	Yes	Yes	Yes	Yes

Robust standard errors in parentheses

*** p<0.01, ** p<0.05, * p<0.1

YUSHCHENKO

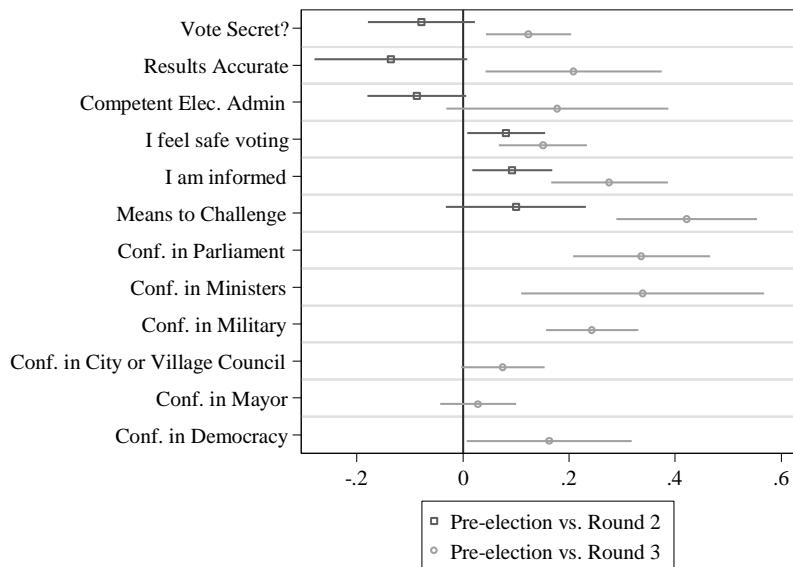
	(1)	(2)	(3)	(4)	(5)	(6)	(7)	(8)	(9)	(10)	(11)	(12)	(13)	(14)	(15)	(16)	(17)	(18)
VARIABLES	Vote Kept Confidential Ag/Dis		Election Results Accurate Ag/Dis		Elections Competent Admin Ag/Dis		Safe Voting How I Wish Ag/Dis		Informed about Process Ag/Dis		System Handles Violations Well Ag/Dis		Conf. in Parliament Ag/Dis	Conf. in Ministers Ag/Dis	Conf. in Military Ag/Dis	Conf. in Town Council Ag/Dis	Conf. in Town Mayor Ag/Dis	Is Ukraine Democracy Ag/Dis
	R2	R3	R2	R3	R2	R3	R2	R3	R2	R3	R2	R3	R3	R3	R3	R3	R3	R3
Fraud	-0.13*** (0.05)	0.04 (0.04)	-0.05 (0.03)	0.05** (0.02)	-0.06 (0.05)	0.03 (0.02)	-0.07 (0.04)	0.02 (0.02)	0.02 (0.05)	0.05** (0.02)	-0.03 (0.04)	0.04 (0.03)	-0.01 (0.04)	0.06** (0.03)	0.03 (0.04)	-0.01 (0.05)	-0.02 (0.05)	0.08 (0.05)
Gender	0.06 (0.04)	0.06** (0.03)	0.03 (0.03)	0.05* (0.02)	0.04 (0.04)	0.03 (0.02)	-0.00 (0.03)	-0.00 (0.02)	0.06 (0.04)	0.05** (0.02)	0.07* (0.04)	0.04 (0.03)	0.06* (0.03)	0.05* (0.03)	0.10*** (0.03)	0.09** (0.04)	0.09** (0.04)	0.14*** (0.04)
Age	0.00 (0.00)	-0.00 (0.00)	0.00* (0.00)	-0.00 (0.00)	0.00 (0.00)	-0.00** (0.00)	0.00 (0.00)	-0.00* (0.00)	-0.00 (0.00)	-0.00** (0.00)	0.00 (0.00)	-0.00 (0.00)	-0.00 (0.00)	-0.00 (0.00)	0.00 (0.00)	0.00* (0.00)	-0.00 (0.00)	-0.00 (0.00)
Education Level	0.02 (0.02)	-0.02* (0.01)	0.03** (0.01)	0.00 (0.01)	0.02 (0.02)	0.00 (0.01)	-0.01 (0.01)	-0.01 (0.01)	-0.01 (0.02)	-0.01 (0.01)	0.01 (0.02)	-0.01 (0.01)	-0.03** (0.01)	-0.03*** (0.01)	-0.02 (0.01)	-0.03 (0.02)	-0.03* (0.02)	-0.06*** (0.02)
Full-Time Empl.	-0.02 (0.04)	0.00 (0.03)	-0.05 (0.03)	0.02 (0.03)	0.05 (0.04)	0.01 (0.02)	-0.02 (0.04)	-0.02 (0.02)	-0.07 (0.04)	0.01 (0.02)	-0.01 (0.04)	0.02 (0.03)	0.05 (0.04)	0.03 (0.03)	-0.06 (0.04)	-0.06 (0.05)	-0.05 (0.05)	0.04 (0.05)
Married?	0.07* (0.04)	0.01 (0.03)	-0.04 (0.03)	-0.04* (0.02)	0.02 (0.04)	-0.02 (0.02)	-0.00 (0.03)	-0.01 (0.01)	0.02 (0.04)	0.01 (0.02)	-0.06 (0.04)	-0.00 (0.03)	-0.01 (0.04)	0.00 (0.03)	-0.01 (0.03)	-0.10** (0.04)	-0.10** (0.04)	-0.06 (0.05)
Household Size	-0.03** (0.01)	0.02* (0.01)	-0.00 (0.01)	0.01 (0.01)	-0.02 (0.01)	0.01 (0.01)	-0.00 (0.01)	0.00 (0.01)	0.00 (0.02)	0.00 (0.01)	-0.01 (0.01)	0.01 (0.01)	-0.00 (0.01)	0.01 (0.01)	0.03*** (0.01)	0.04*** (0.02)	0.04*** (0.02)	0.05*** (0.02)
Financial Situation	-0.02 (0.02)	-0.02 (0.02)	-0.01 (0.02)	-0.01 (0.01)	-0.04 (0.03)	0.02 (0.01)	-0.01 (0.02)	0.00 (0.01)	0.02 (0.02)	0.01 (0.01)	-0.02 (0.02)	-0.01 (0.02)	0.01 (0.02)	-0.02 (0.02)	-0.01 (0.02)	0.04 (0.03)	0.03 (0.02)	0.00 (0.03)
Constant	0.49*** (0.16)	0.53*** (0.12)	-0.13 (0.11)	0.89*** (0.09)	0.28* (0.16)	0.95*** (0.07)	0.77*** (0.14)	1.05*** (0.05)	0.33** (0.15)	0.88*** (0.08)	-0.05 (0.13)	0.97*** (0.09)	0.90*** (0.13)	0.97*** (0.10)	0.76*** (0.12)	0.64*** (0.15)	0.76*** (0.16)	0.78*** (0.17)
Observations	611	636	627	643	619	647	610	628	631	655	560	597	629	609	584	567	565	479
R-squared	0.244	0.107	0.111	0.067	0.159	0.106	0.275	0.079	0.170	0.076	0.189	0.076	0.127	0.081	0.134	0.140	0.117	0.168
rmse	0.440	0.342	0.361	0.265	0.448	0.244	0.360	0.191	0.455	0.234	0.418	0.287	0.397	0.297	0.342	0.452	0.451	0.454
Oblast Fixed Effects	Yes	Yes	Yes	Yes	Yes	Yes	Yes	Yes	Yes	Yes	Yes	Yes	Yes	Yes	Yes	Yes	Yes	Yes

Robust standard errors in parentheses

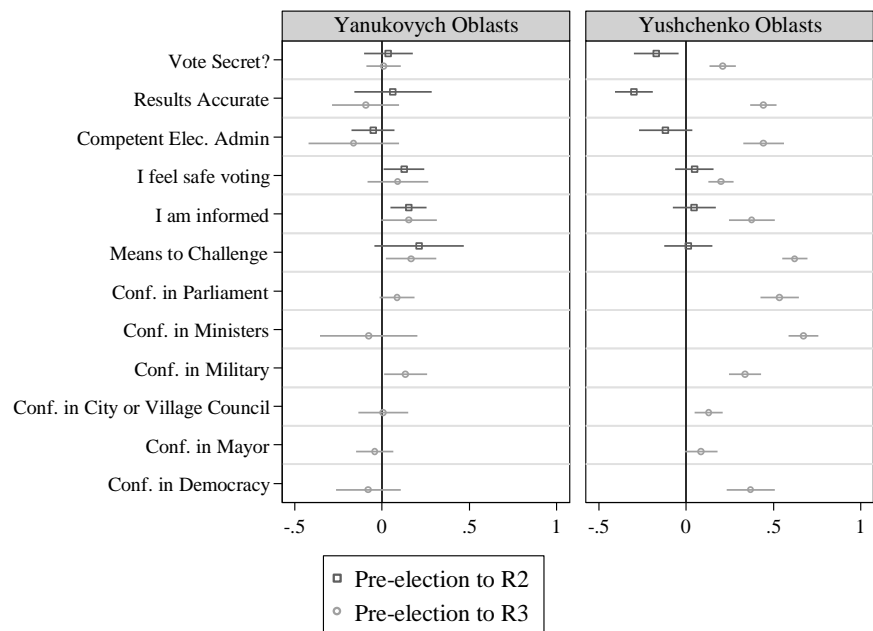
*** p<0.01, ** p<0.05, * p<0.1

B. Replication of Figures 1-3 with clustered standard errors

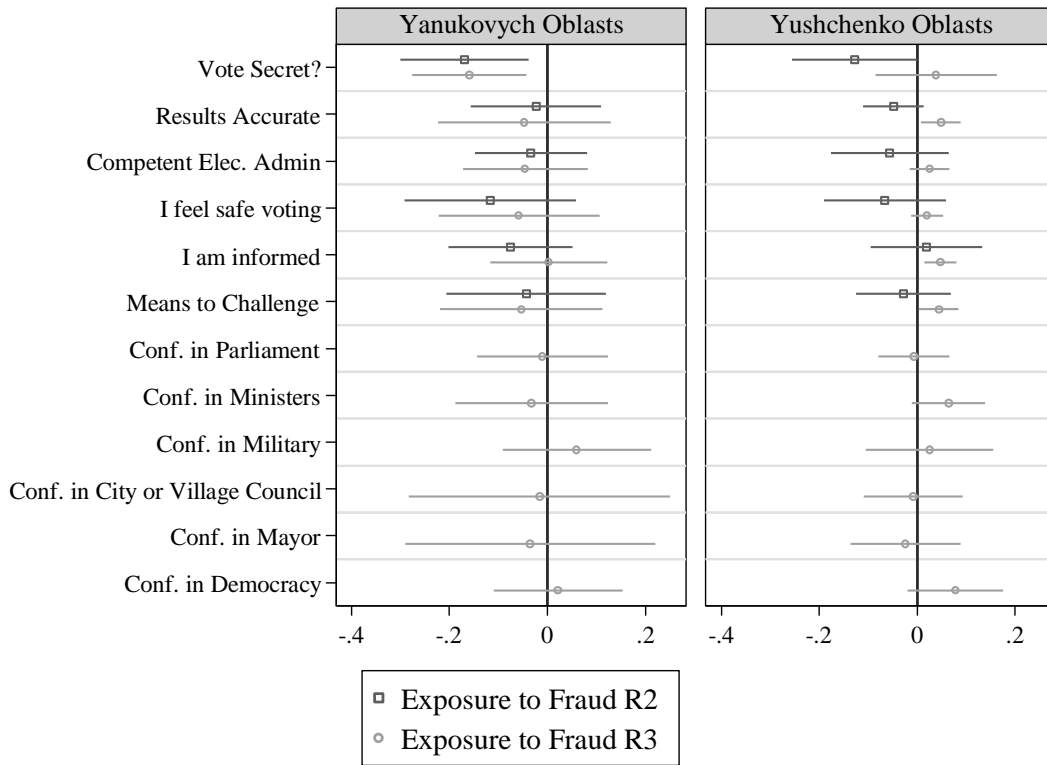
Appendix Figure 1 (corresponding to Figure 1 in text). Change in voter confidence over the 2004 Ukraine election (aggregate) w/ clustered standard errors



Appendix Figure 2 (corresponding to Figure 2 in text). Change in voter confidence over the 2004 Ukraine election (by partisan support) w/ clustered standard errors

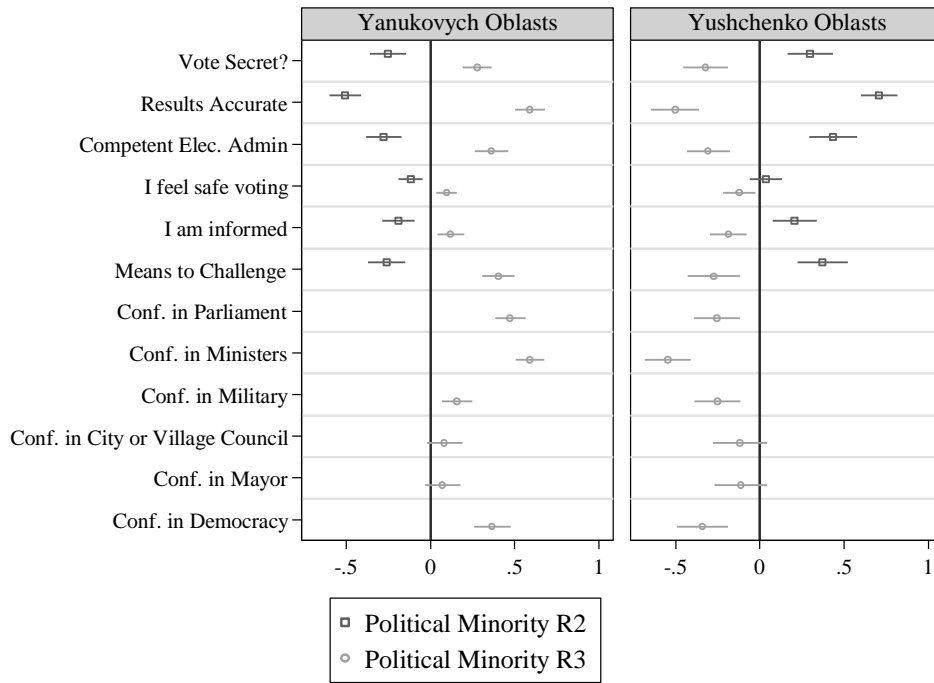


Appendix Figure 3 (corresponding to Figure 3 in text): Comparing voter confidence between voters exposed to fraud and their *oblast* neighbors w/ clustered standard errors



C. Comparison of Political Minority Voters

Appendix Figure 4: Comparing voter confidence between voters who voted for Yushchenko in Yanukovich oblasts and Yanukovich in Yushchenko oblasts.



D. Comparison of Nonvoters

Appendix Figure 5a and 5b: Comparing confidence between non-voters with overall survey population (5a) and by partisan support (5b).

