

Open Data-readiness for SDG reporting: African case studies

Lynn Woolfrey, Manager, DataFirst, UCT

UCT Open Data Day, 6th March 2020, Library Learning Lounge, Snape
Building, Upper Campus, UCT

DataFirst's Open Data Repository

- DataFirst was set up as an expert data institute in 2001
- Went online in 2009
- Open Data repository holding 300+ datasets
- Microdata – to comply with Open Data requirements
- Not an institutional repository – our holdings are from all over Africa
- Not just an archive – provide training and support to data users
- Train data curators across Africa to prepare and share government data



- W** WDS Certified Repositories [57]
- D** DSA Certified Repositories [36]
- DW** DSA & WDS Certified Repositories [1]
- C** CoreTrustSeal Certified Repositories [49]

DataFirst and Support for Open African Government Data

ACCESSIBILITY

COMPLETENESS

PRIMACY

TIMELINESS

CLEAR
LICENSING

USE OF OPEN
STANDARDS

MACHINE-
READABILITY

PERMANENCE

1. Easily discoverable and downloadable (i.e. online)
2. No Usage Costs - free
3. Non-discrimination - Any person must be able to access the data at any time for any reason

Data must be as complete as possible, and not data subsets

Data must be released at a primary, unit-record level

Data collected by the government must be released as soon after collection as possible

Data must be clearly labelled as in the public domain

Data must be in Open formats, i.e. not dependent on proprietary software for their analysis

Data must be stored in widely-used file formats that can be computer-processed

Data must be available in the long-term, online and versioned

ABLE
MENT

SDG Indicator Data- Readiness Assessments

Zimbabwe 24-28 September 2018

Zambia 1-5 October 2018



SDG Data-Readiness Assessments

The 17 Sustainable Development Goals have 169 Targets

Each Goal and Target has a set of indicators as a measure of proximity to the Target – 232 indicators in total

- The research was tagged on to a UNSD-DFID Project on SDG Monitoring

SUSTAINABLE DEVELOPMENT GOALS



SDG Target and Indicator Hierarchy

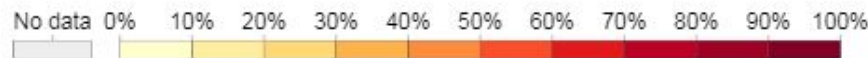
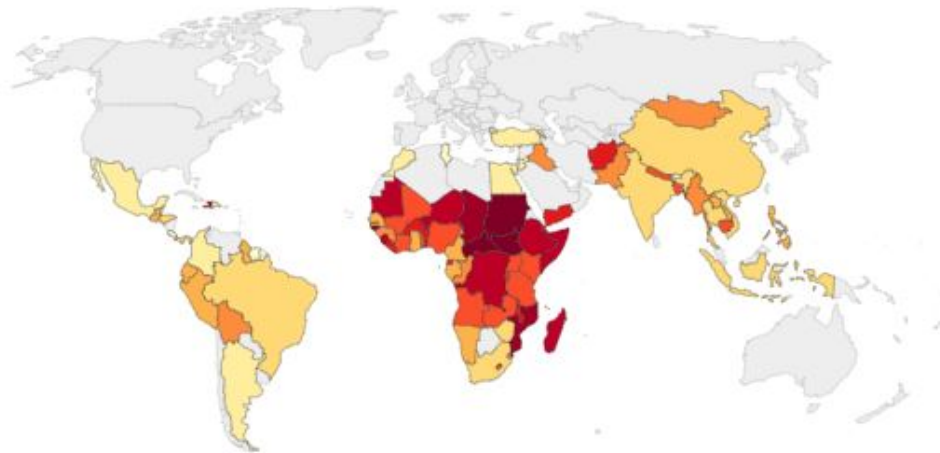


SDG 11: Sustainable Cities and Communities	
Target	Indicator
11.1 By 2030, ensure access for all to adequate, safe and affordable housing and basic services and upgrade slums	11.1.1 Proportion of urban population living in slums, informal settlements or inadequate housing
11.2 By 2030, provide access to safe, affordable, accessible and sustainable transport systems for all, improving road safety, notably by expanding public transport, with special attention to the needs of those in vulnerable situations, women, children, persons with disabilities and older persons	11.2.1 Proportion of population that has convenient access to public transport, by sex, age and persons with disabilities
11.3 By 2030, enhance inclusive and sustainable urbanization and capacity for participatory, integrated and sustainable human settlement planning and management in all countries	11.3.1 Ratio of land consumption rate to population growth rate
	11.3.2 Proportion of cities with a direct participation structure of civil society in urban planning and management that operate regularly and democratically

African SDG Indicator Data Sources are often outdated or opaque

Share of urban population living in slums, 2014

Population living in slums is the proportion of the urban population living in slum households. A slum household is defined as a group of individuals living under the same roof lacking one or more of the following conditions: access to improved water, access to improved sanitation, sufficient living area, and durability of housing.



Source: World Bank

CC BY

Sources

Population living in slums is the proportion of the urban population living in slum households. A slum household is defined as a group of individuals living under the same roof lacking one or more of the following conditions: access to improved water, access to improved sanitation, sufficient living area, and durability of housing.



Variable description: Population living in slums is the proportion of the urban population living in slum households. A slum household is defined as a group of individuals living under the same roof lacking one or more of the following conditions: access to improved water, access to improved sanitation, sufficient living area, and durability of housing.

Variable time span: 1960-2017

Data published by: World Bank – World Development Indicators

Data publisher's source: UN HABITAT, retrieved from the United Nation's Millennium Development Goals database. Data are available at : <http://mdgs.un.org/>

Link: <http://data.worldbank.org/data-catalog/world-development-indicators>



SDGI Assessment Background

- Covered all 232 unique SDG indicators confirmed by UN Statistical Commission
- Statistics Agencies given SDGI data templates to pre-populate
- Review of data documentation and data sources (where possible)
- 4 days of in-country meetings with representatives of agencies within the National Statistical System (NSS)
- The review team only considered SDGIs that cited in-country sources, not indicators published for African countries published by other sources (e.g. World Bank)

SDGI Assessment Methodology

Capacity analysis using pre-defined UN Statistics Division metrics looking at the % of SDG Indicators which are:

- Not Applicable to the county e.g. ocean-related indicators in land-locked countries
- Compiled and published
- Easy to compile in the near future (3-5 years) – data exists
- Possible to compile in 3-5 years with effort and external (donor) support
- Not possible to compile (no data sources)

Available and Easily Compiled SDGs

SDG Indicator Reporting Capacity in Zambia

SDG indicators	Number of indicators	% of Applicable indicators
All Unique SDG indicators	232	
Not Applicable SDGs	29	
Applicable SDGs	203	100%
SDGs that are currently available	27	13%
SDGs that are easy to compile	51	25%
SDGs that can be compiled with effort/support	108	53%
SDGs that cannot be compiled	17	8%
Current statistical capacity (sum of SDGs currently available and easy to compile)	78	38%

SDG Indicator Reporting Capacity in Zimbabwe

SDG indicators	Number of indicators	% of applicable indicators
All Unique SDG indicators	232	
Not Applicable SDGs	29	
Applicable SDGs	203	100%
SDGs that are currently available	28	14%
SDGs that are easy to compile	57	28%
SDGs that can be compiled with effort/support	104	51%
SDGs that cannot be compiled	14	7%
	0	0%
Current statistical capacity (sum of SDGs currently available and easy to compile)	85	42%

ABLE
MENT

All public data
should be
'open by default'

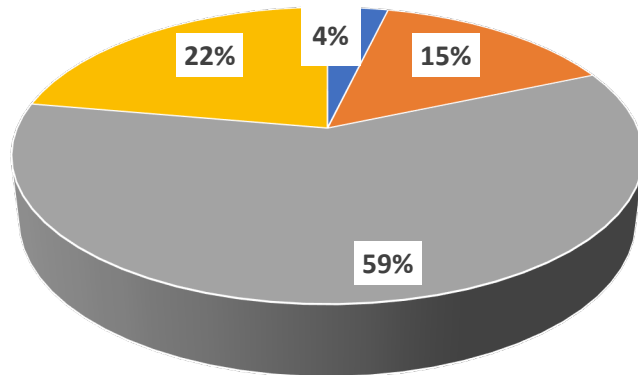
- UN Secretary-General's report: A world that counts: Mobilising the
Data revolution for Sustainable Development, 2014



Mode of Dissemination of Existing SDGIs

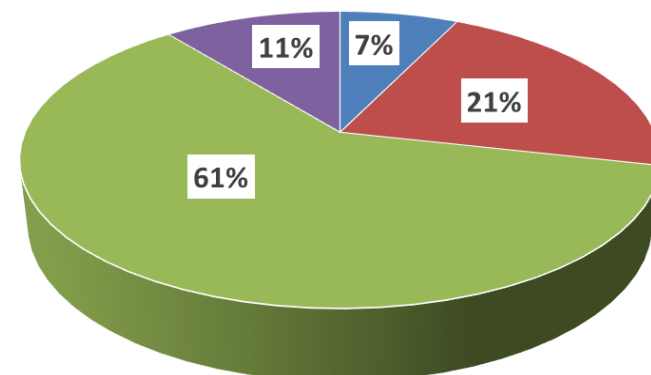
Zambian Government Data

- Downloadable from NSS websites as an Excel, CSV or other structured file for easy data processing
- Accessible from NSS websites by querying NSS databases
- Downloadable from NSS websites in a pdf document
- Currently available offline



Zimbabwean Government Data

- downloadable from the NSS websites as an Excel, CSV or other structured file for easy data processing
- downloadable from the NSS websites in the PDF format
- downloadable from the authorized external websites
- offline (available in various printed reports or prepared on request)



Constraints to SDG Reporting by African Government Agencies

- Inadequate budgets and high staff turnover
- Lack of interoperable policy data infrastructure, including data dissemination policies
- Open Government Data policy frameworks could lead to:
- Building of data platforms interoperable across government ministries
- Efficient data access for policy researcher in academia
- Assist SDG monitoring and international reporting mandates

UNSD SDGI Assessment Limitations

- Brief intervention – no plans for sustainable support
- “One-size fits all” approach to the problems of development planning in countries
- Generally, a reliance on agency reporting, without checking data sources (this did not happen on my watch!)
- Approach is not systemic
 - No co-ordination with earlier data capacity-building projects or country teams in the UN System
 - An emphasis on technological solutions over a “bigger picture” approach that includes institutional change
 - No data sharing mandate for project participation





Questions?

Lynn Woolfrey

DataFirst, University of Cape Town

lynn.woolfrey@uct.ac.za

www.datafirst.uct.ac.za