

Personal Thunderstorm and Lightning Detector

Tyler J. Comte

Overview

- Introduction
- Purpose
- Theory
- Functions
- Conclusions
- Future Research
- Acknowledgements

Introduction

- Lightning Kills 500 people per year
- Typical audible signal is 5 miles
 - Strike can occur up to 20 miles from source
- Pair lightning detection with thunderstorm warning system
- Need for something portable without sensitivity loss

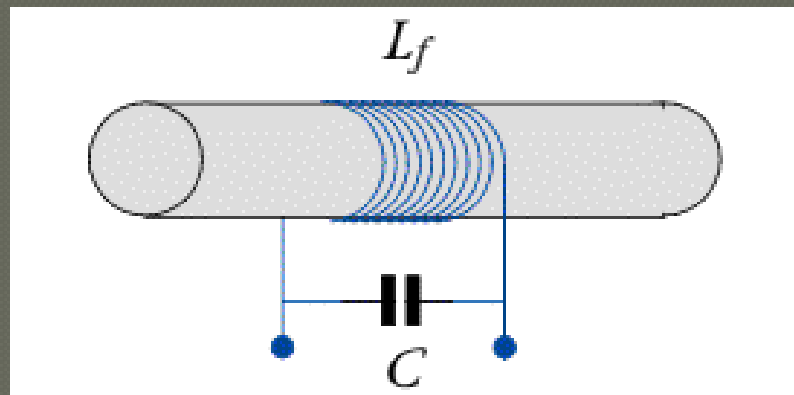
Purpose

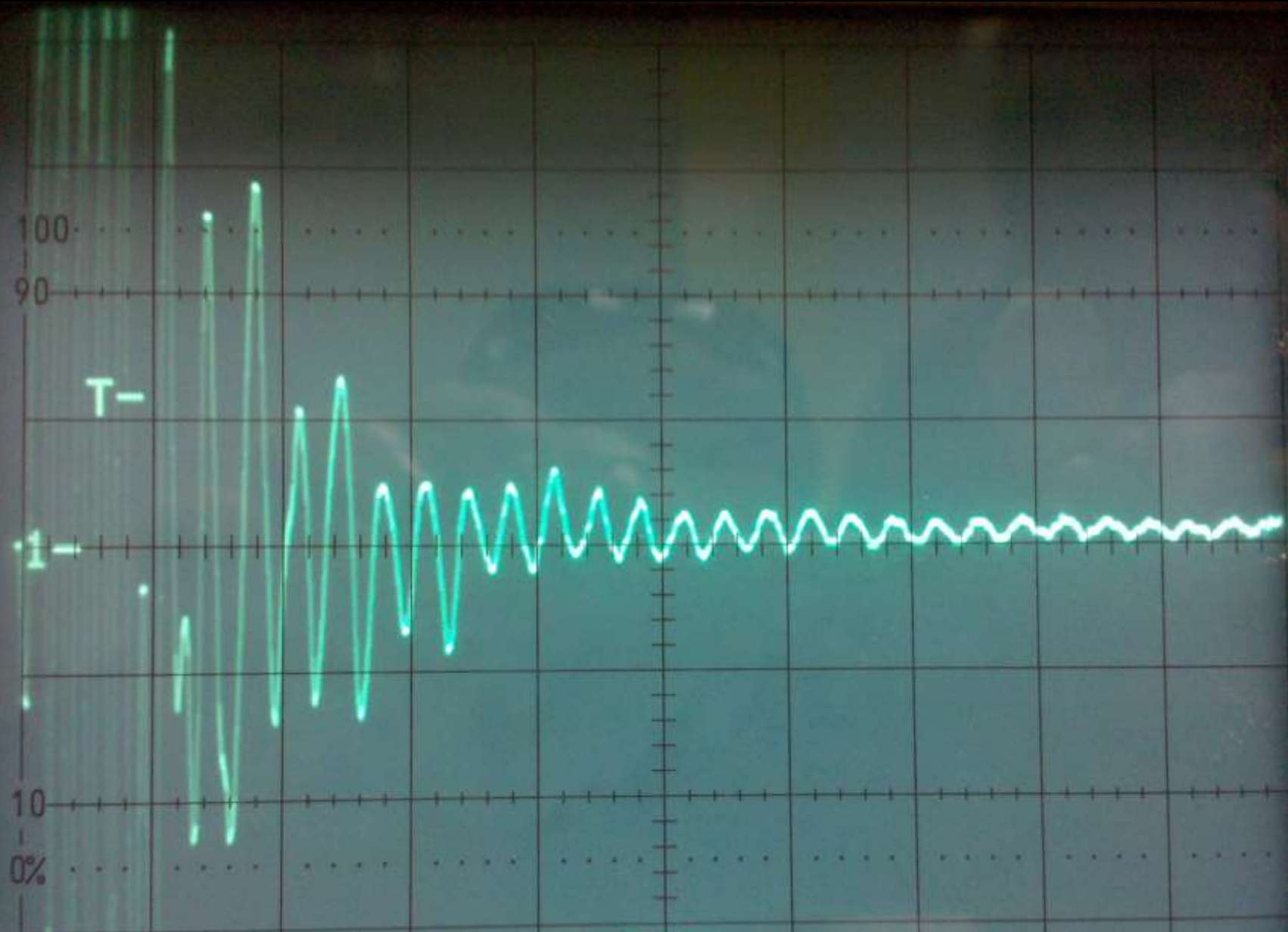
- To develop a lightning detector with:
 - Visual text readout for temperature and pressure
 - LED Warning lights to display current threat
 - Audible warnings for high threat situations
 - Lightning detection up to 25 miles

Theory

⦿ How it works...

- Lightning emits electromagnetic signals
- Ferrite rod “compresses” signal
- Current induced in windings
- Parallel capacitor gives resonant circuit – 6 MHz



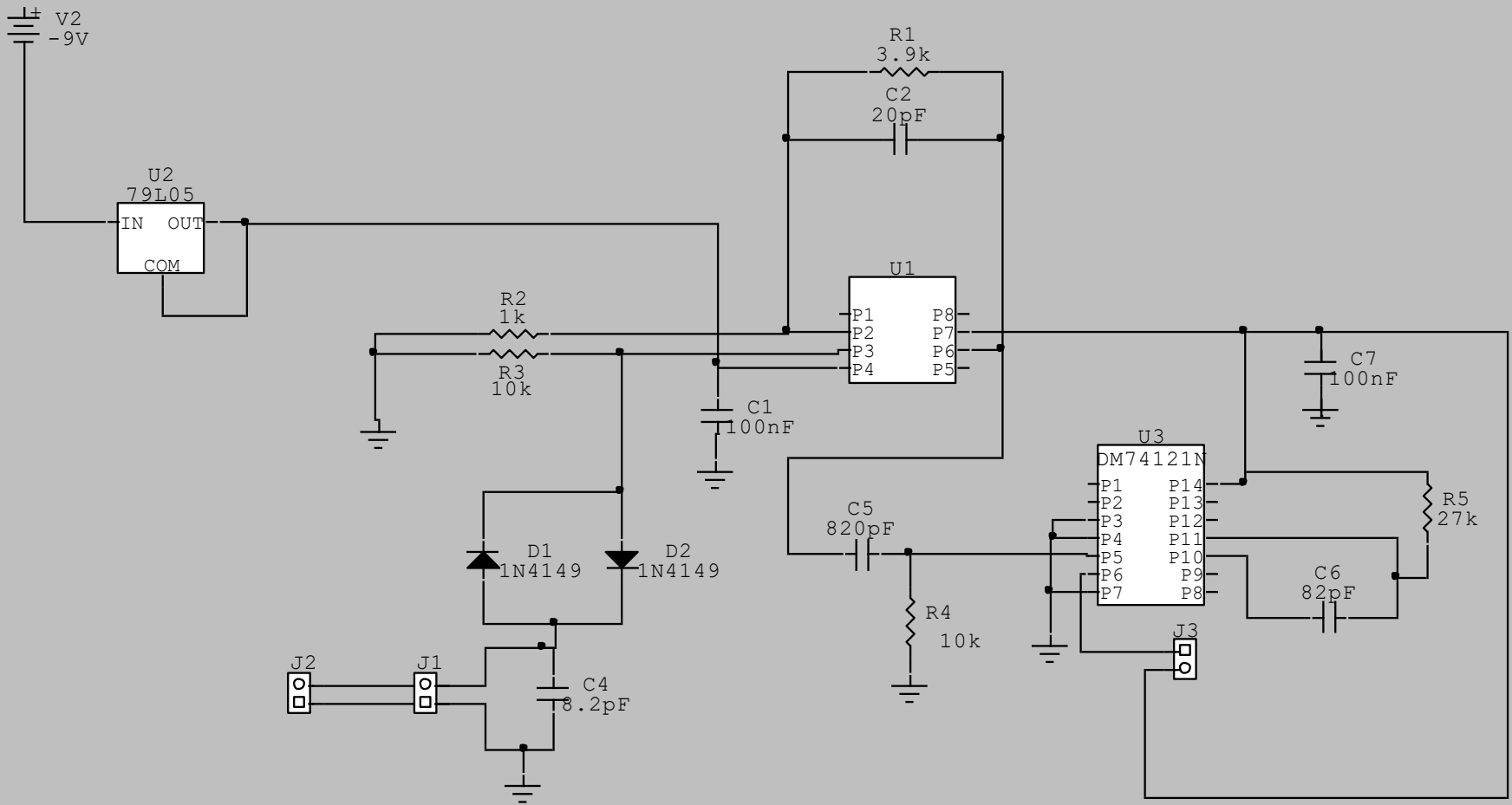


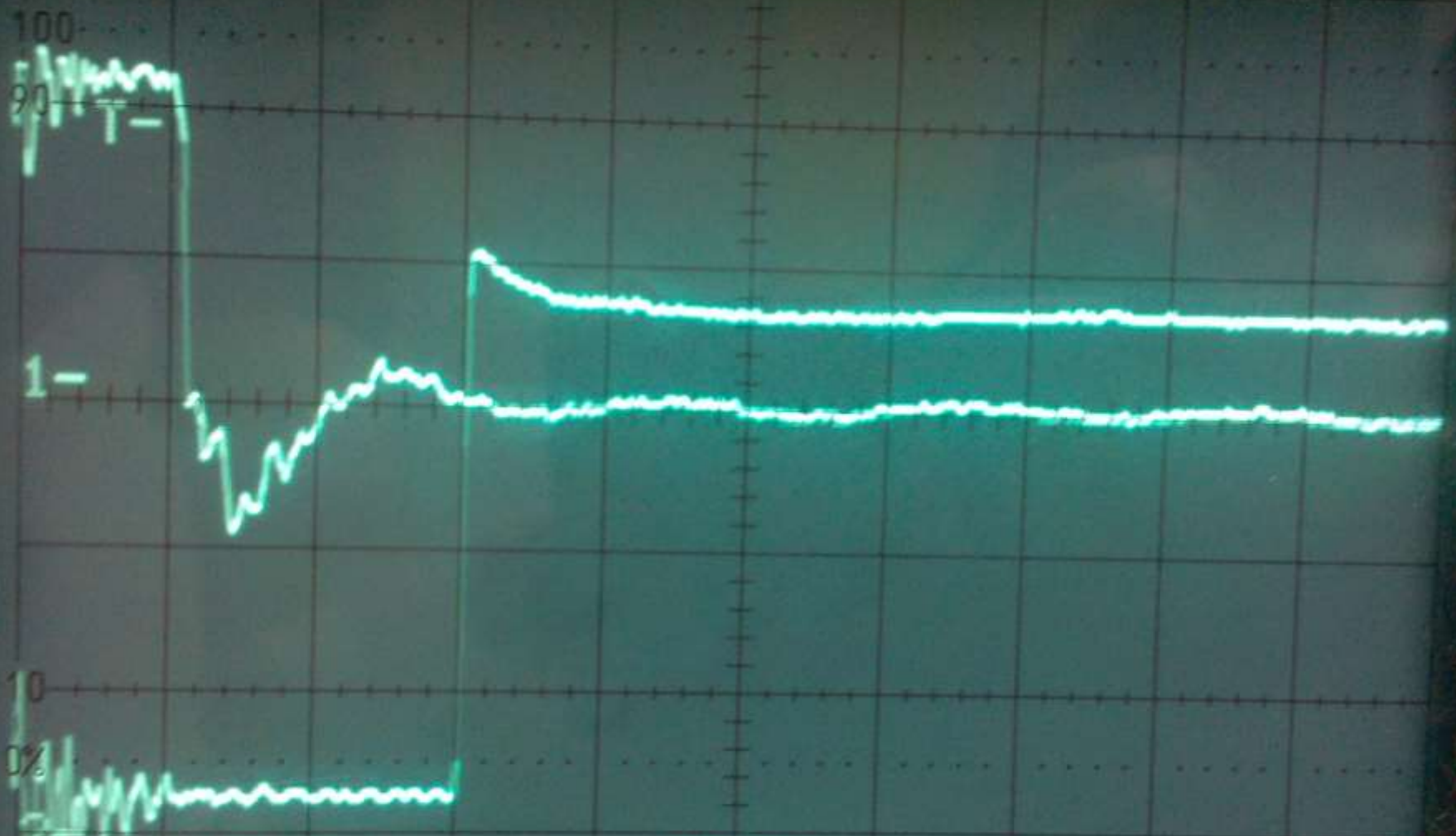
CH1

0.1 V%

BWL MTB 500ns

ch1f





CH1 2.00 V= STOP
CH2 0.1 V= BWL MTS 500ns ch1f

Functions

- **Three main functions**

- LED and LCD Displays
- Temperature and Barometric Pressure trends
- Lightning Detection System

Functions

◉ LED and LCD Displays

- 2x16 LCD gives user requested threat level, temperature, and pressure
- Gives meaning to beeps and system reactions to user
- LED display stays lit for different threats

Functions

- Temperature and Barometric Pressure
 - 30 minute visibility/resolution
 - Use falling quickly or falling slowly scaled for 30 minutes
 - Changes in temperature (2 to 4 degrees F)

Definition of Pressure Tendency Terms	
Term	Pressure Tendency Over 3 Hours
Steady	Less than 0.1 mb
Rising or falling slowly	0.1 to 1.5 mb
Rising or falling	1.6 to 3.5 mb
Rising or falling quickly	3.6 to 6.0 mb
Rising or falling very rapidly	More than 6.0 mb

Functions

○ Lightning Detection System

- Automatic highest threat level (5th level)
- Received in interrupt to microcontroller
- Alerts until user clears – requires attention
- Stays at that threat level for 15 minutes past last strike
- User can clear everything (i.e reset device w/o losing history)

Conclusions

- ◎ Lightning detection is difficult
 - Unpredictable signal, not much research
 - Dangerous to test full scale
 - Causes components to lose stability
 - No real “lightning frequency”
 - Knowing if it is lightning or interference
 - Repeatability – too fast to catch

Future Research

- Personal Computer integration
 - Induced currents kill computers
- Design a system that can differentiate distance
- Smaller ferrite rods = smaller design
- More robust temperature and pressure system

Acknowledgements

- ◉ Dr. Stanislaw Legowski
- ◉ Victor Bershinsky
- ◉ George Janack
- ◉ Wyoming NASA Space Grant Consortium

Questions

References

- AmbientWeather. AmbientWeather.com. 2009. 2 October 2009 <<http://www.ambientweather.com/stpelide.html>>.
- Benson, Tom. NASA. 11 July 2008. 1 October 2009 <<http://www.grc.nasa.gov/WWW/K-12/airplane/sound2.html>>.
- Curran, E. Brian. "LIGHTNING FATALITIES, INJURIES, AND DAMAGE REPORTS ." NOAA Technical Memorandum (1997): 1.
- Heidorn, Keith C. www.islandnet.com. 1 March 2004. 1 October 2009 <<http://www.islandnet.com/~see/weather/eyes/barometer3.htm>>.
- Hinson, Stuart. National Climatic Data Center. 29 January 2009. 29 September 2009 <<http://www4.ncdc.noaa.gov/cgi-win/wwcgi.dll?wwEvent~Storms>>.