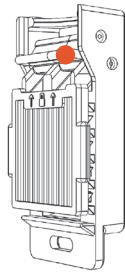
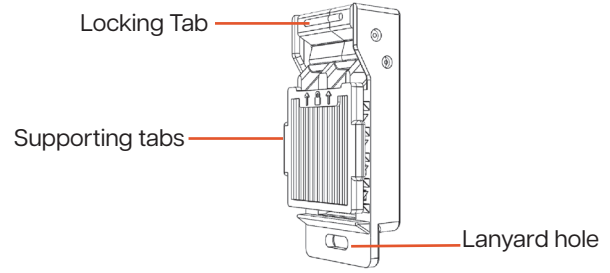
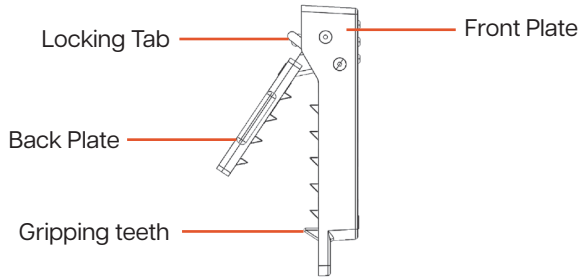
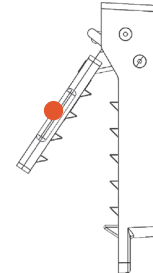


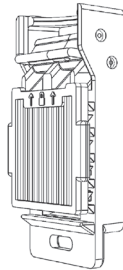
How to use the Mechanical Clip



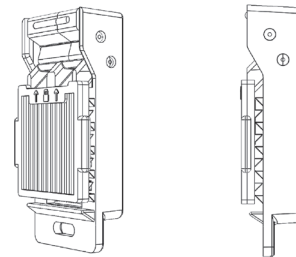
1. Push the locking tab down toward the bottom of the Dock.



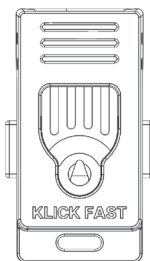
2. Hold the support tabs and gently lift the back plate up. Then place the Dock in your desired location by inserting your material between the teeth.



3. Push the back plate down so it closes around the material.



4. Push the locking tab up to secure everything in place.



5. Attach your device using one of our Klick Fast Connectors.

