


Fact sheet

Danfoss Hansen FD83 Series Coupling Thermal Management



Danfoss Hansen's FD83 coupling is designed for fluid transfer and electronics cooling applications where full flow, fluid compatibility and safety are essential. The FD83 identical halves include two interlock features to eliminate spills and ensure maximum safety. Valves cannot be opened until the coupling halves are mated and coupling halves cannot be disconnected until both halves are closed.

NEW! The FD83 coupling is now available in size 2"

Product features

- Dual interlock safety feature eliminates accidental opening of coupling when disconnected with the use of a patented locking pin design and lever handle
- Design provides reliable performance and no spillage during maintenance or service
- Standard seal material: EPDM, additional material available on request
- Standard body material: 303 stainless steel
- Full flow coupling
- Colour coded bumper seals are available
- Identical coupling halves
- Maintenance and service friendly
- 303 stainless steel material provides broad fluid compatibility
- Wide range of terminal end options

Physical Characteristics

Coupling Size	Max. Operating Pressure				Min. Burst Pressure				Rated Flow	Fluid Loss			
	Connected		Socket/Female Half		Connected		Socket/Female Half						
(in)	(bar)	(psi)	(bar)	(psi)	(bar)	(psi)	(bar)	(psi)	(bar)	(psi)	(lpm)	(gpm)	cc. max
1	10	150	10	150	10	150	20	300	20	300	189	50	5.0
2 New!	10	150	10	150	10	150	20	300	20	300	800	211	12

Dimensions

Part Number	Body Size	Port Size	Thread	Type	Fig.	Dimensions A		Dimensions B		Hex mm	Hex (in)
						mm	(in)	mm	(in)		
FD83-2052-16-16	1	1	1-11- 1/2	Female NPTF	1	95.5	(3.76)	71.6	(2.82)	41	(1.63)
FD83-2052-12-16	1	3/4	3/4-14	Female NPTF	1	70.1	(2.76)	71.6	(2.82)	41	(1.63)
FD83-2046-16-16	1	1	NA	1" Hose Barb	2	84.2	(3.31)	71.6	(2.82)	-	-
FD83-2092-16-16	1	1	NA	1" Hose Barb 90°	4	125	(4.92)	71.6	(2.82)	-	-
FD83-2096-16-16	1	1	1 5/16-12	Male ORB	1	95.5	(3.76)	71.6	(2.82)	41	(1.63)
FD83-2098-16-16	1	1	G1-11	Male BSPP	1	95.5	(3.76)	71.6	(2.82)	41	(1.63)
FD83-2126-32-32	2	2	2	Female BSPP	1	122.4	(4.82)	105.3	(4.15)	70	(2.76)
FD83-2128-32-32	2	2	NA	Sanitary Flange	3	102.4	(4.03)	105.3	(4.15)	-	-

Other end connections available upon request.

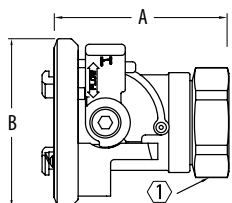


Figure 1

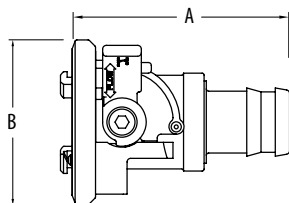


Figure 2

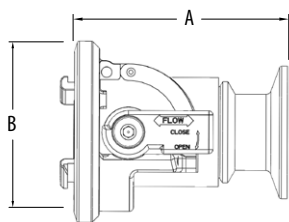


Figure 3

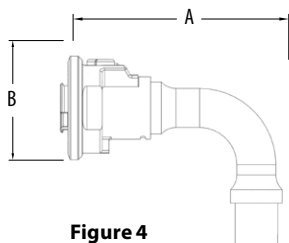
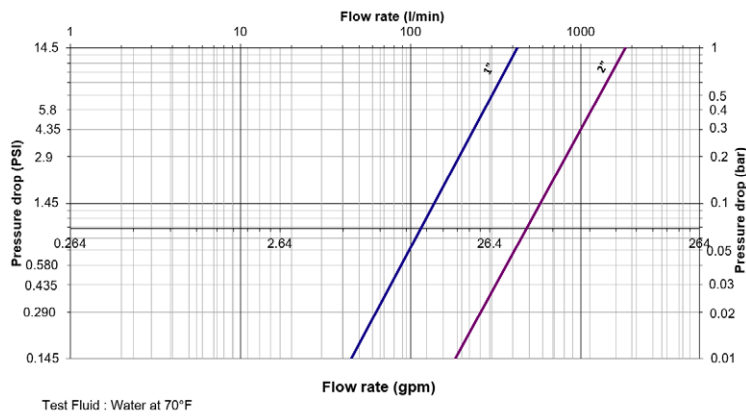


Figure 4

Applications & Markets

- Data Centers
- Mobile Battery Cooling
- Thermal Management Systems
- Industrial Fluid Transfer

Flow Data



GUYSON INTERNATIONAL LIMITED HOSE & COUPLINGS DIVISION
 Southview Business Park, Guiseley, Leeds LS20 9PR
 Tel: 01943 870044 e-mail: leeds@guyson.co.uk web: www.guyson.co.uk

