








Figure 3.2. Rubric: Numbers and Words to Feed Others



Using Numbers and Words to Feed Others
Rubric for the Food Collection Letter

	I am Working on It! 	I Did It! 	I Did It And . . . 
Food List 	I wrote a list of foods we can collect.	I wrote a list of at least ten different foods we can collect <input type="checkbox"/> I did it! I chose foods that that will not spoil over the next month. <input type="checkbox"/> I did it!	I made sure my foods are healthy.
Food List Categories 	I put each of the foods I listed in the correct Food Plate category.	I put each of the foods I listed in the correct Food Plate category. <input type="checkbox"/> I did it! I used my list to create a sample meal using the Food Plate. <input type="checkbox"/> I did it!	I identified foods that fell into more than one category on the food plate.
My Opinion 	I wrote a sentence about why people should donate to help us collect the foods on our food list.	I wrote at least two sentences about why people should donate to help us collect the foods on our food list. <input type="checkbox"/> I did it!	I explained why the different types of food are important.
Pictures for My Letter 	I drew a picture of the food items.	I drew pictures of at least three food items with numbers of what we hope to collect. <input type="checkbox"/> I did it!	I drew a picture of the Food Plate with pictures of at least one food item in each category and numbers of what we hope to collect.