

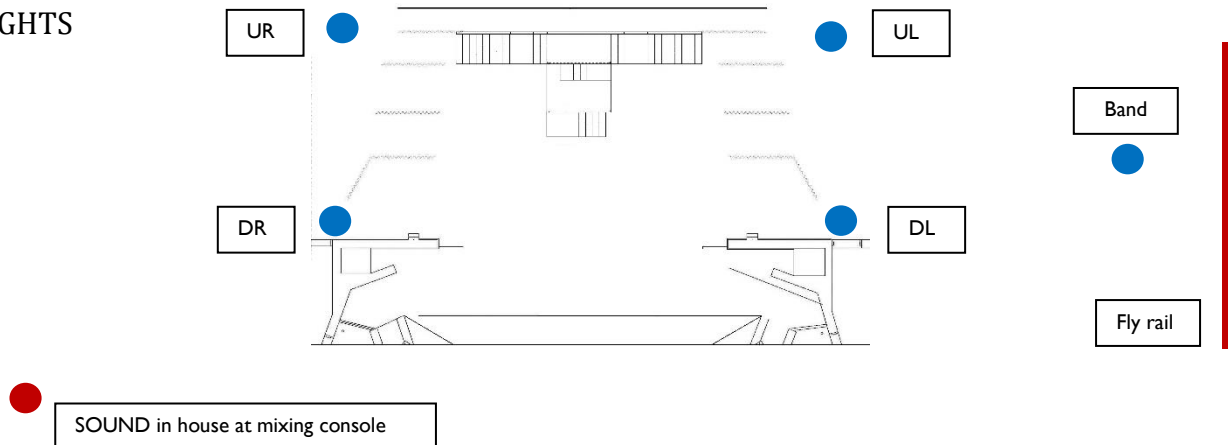


## CALLING KEY


### ABBREVIATIONS (colors used on score pages)

LX	●	Light Cue
SPOT	●	Follow Spot cue
SQ	●	Sound Cue <i>(all handled by cue light in this production!)</i>
SHIFT	●	Scenic move onstage
S/B		Standby for one or a series of cues- listed in small yellow post-it, always in above order!
↑ or ↑↑		Cue lights ON (standby)- one arrow for single cue light, double arrow for multiple cue lights
↓ or ↓↓		Cue lights OFF (GO)- one arrow for single cue light, double arrow for multiple cue lights

### CUE LIGHTS



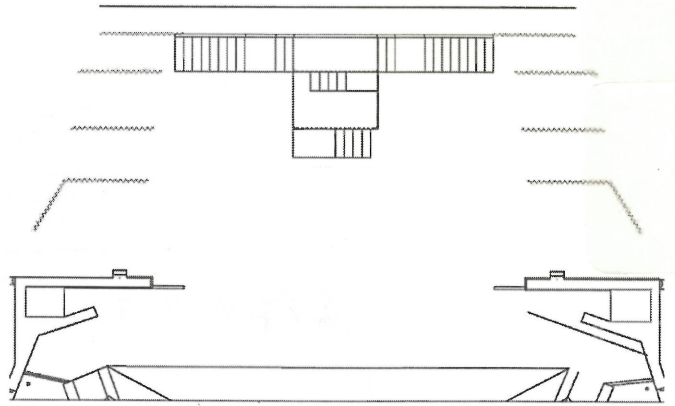
### PLACEMENT WITHIN SCRIPT

- A cue drawn to a line of text with a box placed around a single word or syllable means the GO is called on that word. An "X" means the GO is called immediately after the word or line/lyric.
- A cue drawn along a line/lyric with no specific box or X but with an action written to the right of the cue means the GO is called visually on that specific action, which generally occurs during the line or lyric underlined
- A cue drawn along a line/lyric with no specific box or X but with "vox" to the right of the cue means the GO is called to anticipate the vocals in that song or verse
- A cue drawn to one in a series of numbers means the GO is called on that specific beat- may also be seen as "on 3" or similar notation for calling GO within the measure preceding the vocals
- A cue drawn to the symbol  means the cue is called with the conductor on the downbeat of the music
- Cues which are bracketed together should be called simultaneously with a single GO
- Descriptions of cue action or sound effect are provided within cue box whenever possible

PROPS

COSTUMES

OTHER



1

2 LX 1 WORKS

3 LX 2 PRESHOW

4

5 S/B  
LX 3-25

6 SQ A

7 R RAIL + PIT ↑↑

8 SOUND ↑

9

10 LX 3 HOUSE to 1/2

11 SQ A ↓ ANNOUNCE

12

13 LX 4 B/O STOPWATCH

14

15 R RAIL ↓ MAIN OUT

16 PIT Q ↓

17




18

19 LX 6 ANTIQ

20

21

22



R RAIL ↓  
PIT ↓ at 1/2

ACT I

SCENE 1

(We hear the familiar downbeats of "Jailhouse Rock.")

LIGHTS UP on the iconic "Jailhouse Rock" image - two levels of silhouetted prisoners behind bars. A SPOT on CHAD)

#1 JAILHOUSE ROCK

The musical score is for the song "#1 JAILHOUSE ROCK" in 4/4 time, key of D major. It features a guitar solo with the sound effect "DA DA DA DA DA x 3". The piano part includes chords C+, Bs., Dr., and C#. The organ part features chords D7 and C#. There are handwritten annotations "LX 5" and "LX 6" with arrows pointing to specific measures in the score.

LX 7

**CHAD**  
THE WARDEN THREW A PARTY IN THE COUNTY JAIL X  
THE PRISON BAND WAS THERE AND THEY BEGAN TO WAIL X  
THE BAND WAS JUMPIN' AND THE JOINT BEGANS TO SWING  
YOU SHOULD-A HEARD THOSE KNOCKED-OUT JAILBIRDS SING

LX 8

LX 9

**CHAD**  
LET'S ROCK  
OH, BABY, LET'S ROCK  
EV'RYBODY IN THE WHOLE CELL BLOCK  
WAS DANCIN' TO THE JAILHOUSE ROCK X

LX 10

LX 11

LX 12

**CHAD**  
SPIDER MURPHY ON THE TENOR SAXOPHONE X  
LITTLE JOE'S A' BLOWIN' ON THE SLIDE TROMBONE X  
THE DRUMMER BOY FROM ILLINOIS GOES CRASH, BOOM, BANG!  
THE WHOLE RHYTHM SECTION WAS THE PURPLE GANG!

LX 13

<b>CHAD</b>	<b>PRISONERS</b>
LET'S ROCK	
OH, BABY, LET'S ROCK	ROCK, ROCK
	ROCK IN THE JAIL
	ROCK, ROCK
	IN THE JAILHOUSE

LX 14

light

**CHAD**  
EV'RYBODY IN THE WHOLE CELL BLOCK  
WILL BE DANCIN' TO THE JAILHOUSE ROCK X

FOR W

(WARDEN enters)

**WARDEN**

All right, boy, I gotta let ya go now. But I'm hopin' a week in the slammer taught you a lesson - no more ridin' into my town, playin' that music, excitin' our women. We

afternoon

**WARDEN (CON'T)**

LX 15 *J* GUITAR don't like our women excited! So now you get on your bike and get. Oh, but one more thing, I, uh, promised I'd give you this note. It's from my daughter. And, uh, here's one from my wife. And my mother.

LX 16 AN TIC C 2nd (Exits)

**CHAD**

LX 17 NUMBER FORTY-SEVEN SAID TO NUMBER THREE X

**#47**

LX 18 YOU'RE THE CUTEST JAILBIRD I EVER DID SEE X

**#3**

LX 19 I SURE WOULD BE DELIGHTED WITH YOUR COMPANY X

**#47 AND #3**

COME ON AND DO THE JAILHOUSE ROCK WITH ME!

**CHAD**

LET'S ROCK

OH, BABY, LET'S ROCK

**PRISONERS**

ROCK, ROCK, ROCK

ROCK IN THE JAIL

ROCK, ROCK

IN THE JAILHOUSE

**CHAD**

LX 20 *J* DANCE EVERYBODY IN THE WHOLE CELL BLOCK WILL BE DANCIN' TO THE JAILHOUSE ROCK X

77

Gr.1

Sx's, Tbn., Gr.2

F E7 F7 E7

82 83 84

F7 F7 B13

+Tpt's

DL + RRAIL ↑↑  
 shift to [S]

85

86 87 88

Rock, Rock, Rock, Rock, Rock

Tutti

Bb7 F7

Bs. (b)

89 90 91 92

Brass, Sx's

Bb7

Tutti G7

gva

to vox  
 now!

Piano Conductor

-13- Jailhouse Rock

All Shook Up

93 94 95 96

Tenor, Bari,  
Tbn., Gtr's, Bs

3 3 3

Tutti

Long Fall

E7 F7 Gb7 + Rhythm

I-3

**PRISONERS**

~~ROCK, ROCK, ROCK~~

**CHAD**

~~EVERYBODY IN THE WHOLE CELL BLOCK~~

**CHAD AND PRISONERS**

~~WAS DANCIN' TO THE JAILHOUSE ROCK~~

~~[DANCE BREAK]~~

~~(THE PRISONERS go wild)~~

**ALL**

~~ROCK, ROCK, ROCK, ROCK, ROCK~~

~~ROCK, ROCK, ROCK, ROCK~~

LET'S ROCK

OH, BABY, LET'S ROCK

EV'RYBODY IN THE WHOLE CELL BLOCK, X

WILL BE DANCIN', WILL BE DANCIN',

WILL BE DANCIN' TO THE JAILHOUSE,

DANCIN' TO THE JAILHOUSE,

DANCIN' TO THE JAILHOUSE, **ROCK!**

**#2 JAILHOUSE ROCK (PLAYOFF)**

LX 21

LX 22

w/ Kat  $\phi$

LX 23

B/b

LX 24

SHIFT

DL then R Rail  $\downarrow \downarrow$  see **5**

LX 25

SHIFT COMPLETE