



TONY SARG'S MARIONETTE ENGINEERING ILLUSTRATIONS



"C" THIS STICK IS CONNECTED WITH THE KNEES AND IS HELD IN RIGHT HAND




THIS HOLE FITS OVER PEG "A" OF CONTROLLER WHEN NOT IN USE.

"D" FROM 2 POINTS ARE FIXED STRINGS WHICH CONNECT HANDS.

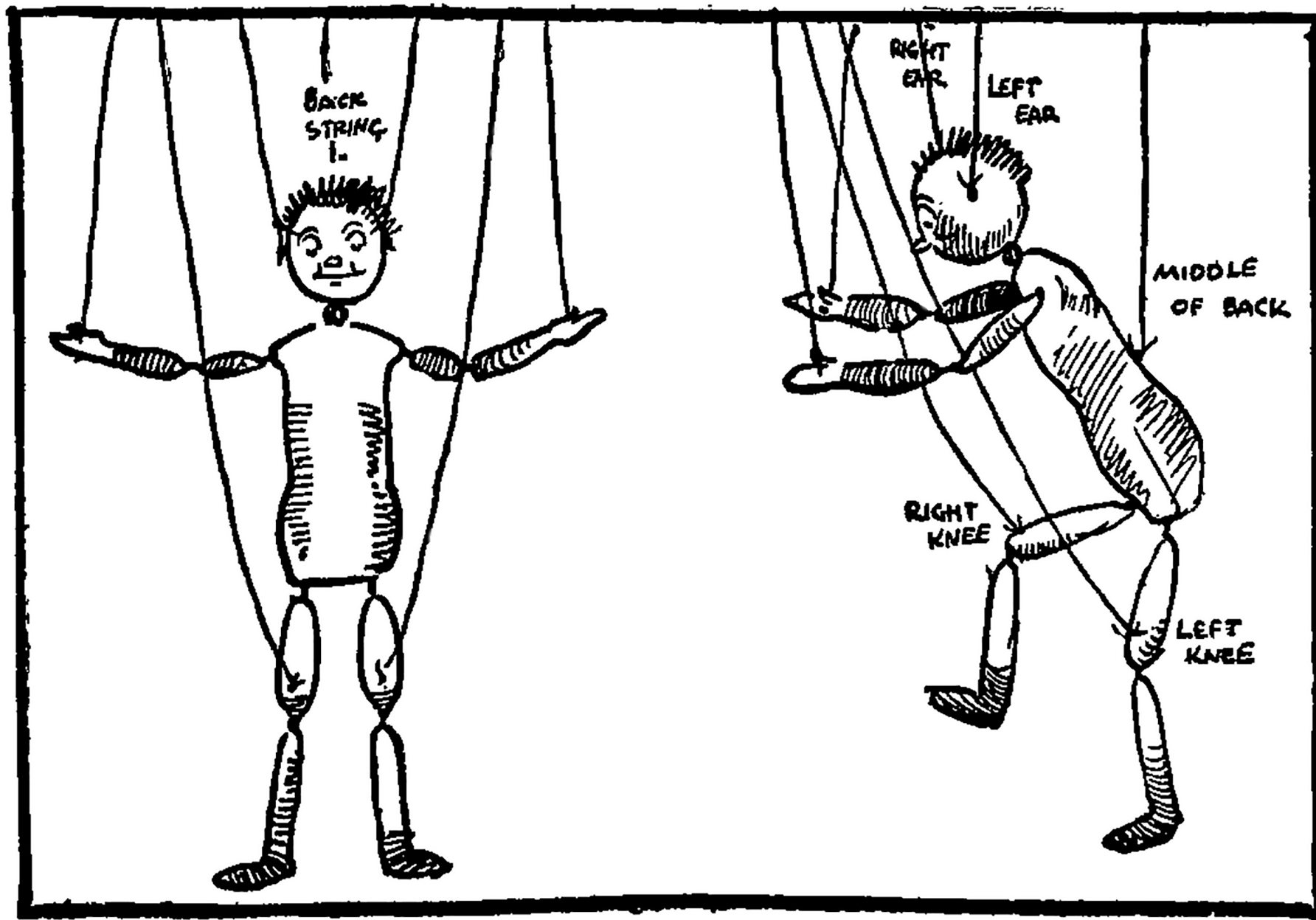
"E" FROM THIS POINT A STRING CONNECTS TO MIDDLE OF BACK. TILT UPWARDS AND FIGURE BENDS FORWARD

"F" FROM POINTS AT EACH ARE CONNECTED SIDES OF HEAD. BEND FIGURE SLIGHTLY FORWARD THEN TILT "F"—"F" AND PUPPETS HEAD WILL TURN RIGHT AND LEFT.

"B" IS A PIECE OF STRING TO HANG UP PUPPET — WHEN NOT IN USE



THIS FIGURE IS ATTACHED THROUGH HEAD WITH STRAIGHT PIECE OF WIRE. THESE PUPPETS ARE SIMPLER TO OPERATE BUT NOT SO EFFECTIVE —



These marionette-engineering illustrations come from *The Tony Sarg Marionette Book*, 1921. Thomas participated in Tony Sarg's marionette theatre class. Source: Cornell University Library, Internet Archive. Public Domain.