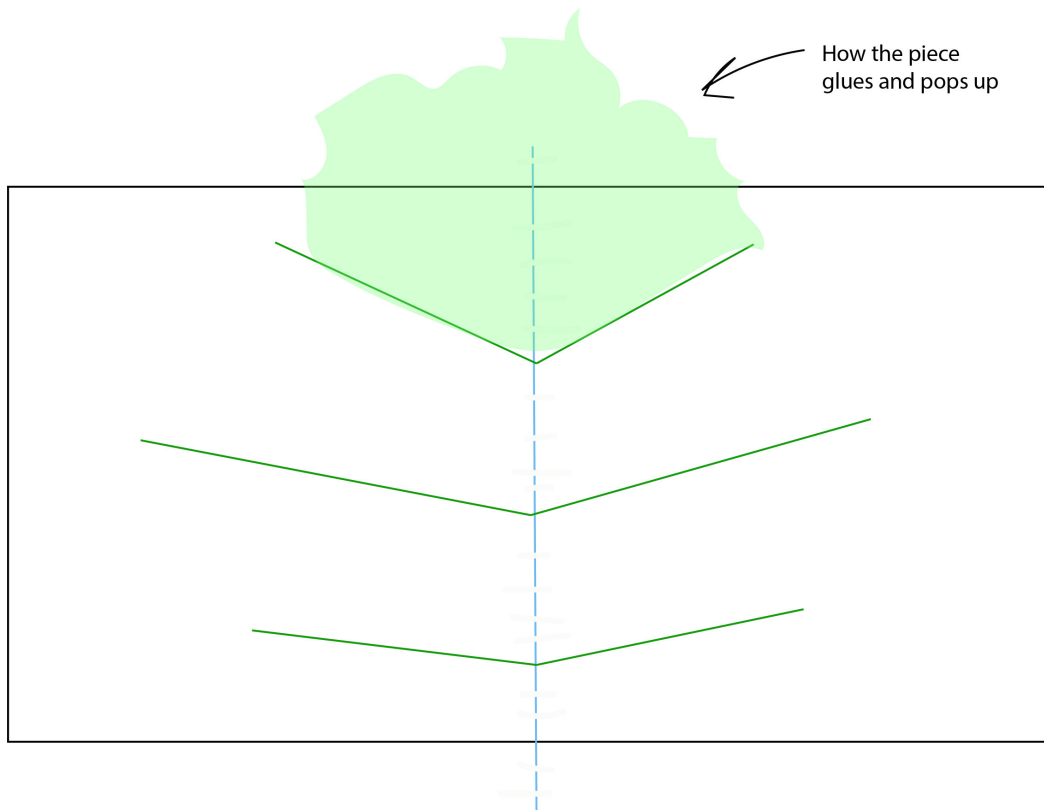


STEAM

SALLY BLAKEMORE V-FOLDS

Basic Paper Engineering Formats **V-Folds**



V-folds are very versatile. Try the basics and glue V-fold tabs at different angles and see what you discover.

In this case all of the pops, will pop up.
The straightest angle makes the most vertical pop.

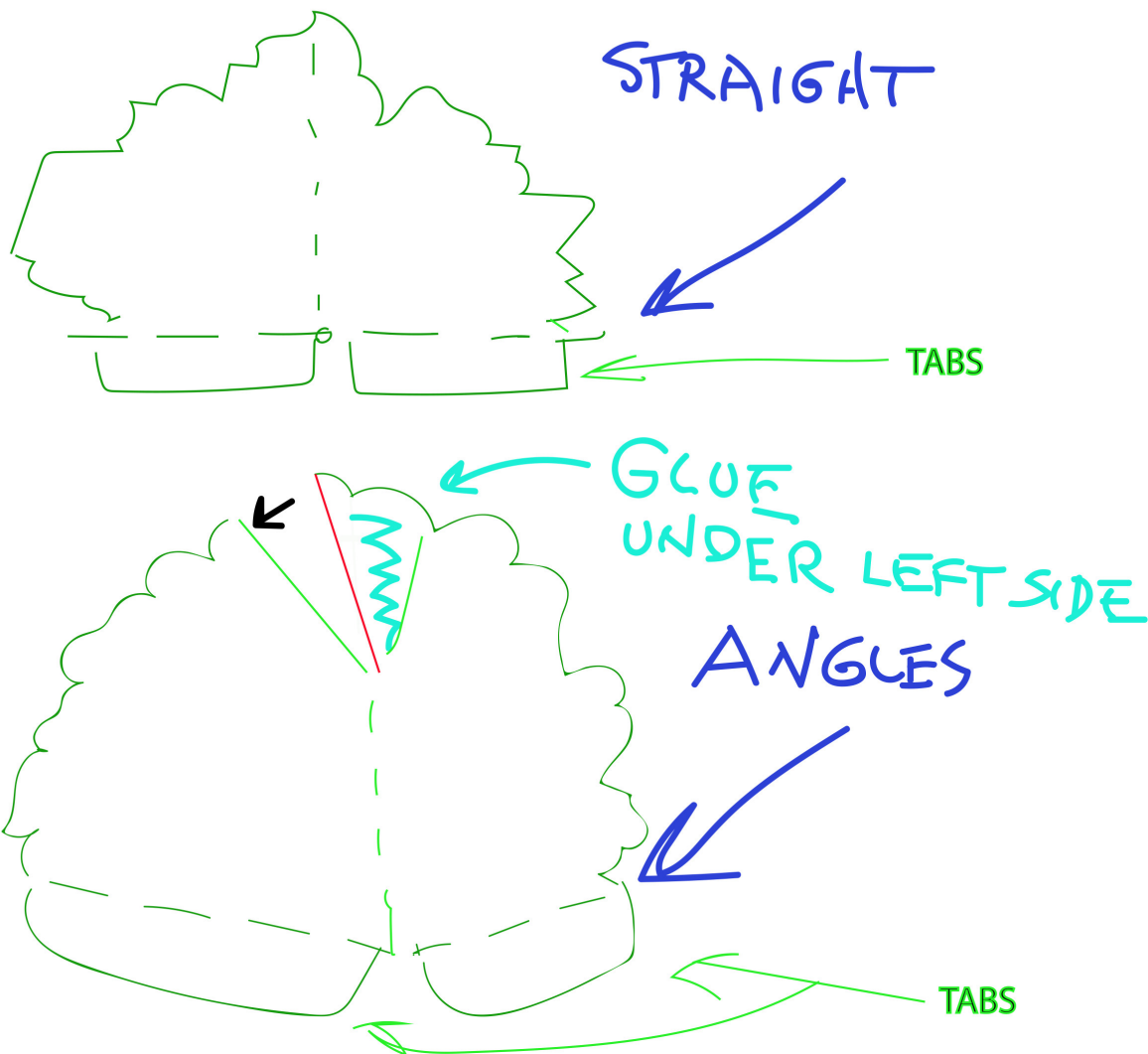
This design can either pop down or pop up,
by turning the page upside down.

Images, text, and engineering: © Sally Blakemore

STEAM

SALLY BLAKEMORE V-FOLDS

Basic Paper Engineering Formats V-Folds



Shaped V-folds incorporate 1 more angle at the top, at the score and gluing under the left side, when it folds, it will round the pop up.

Images, text, and engineering: © Sally Blakemore

STEAM

SALLY BLAKEMORE V-FOLDS

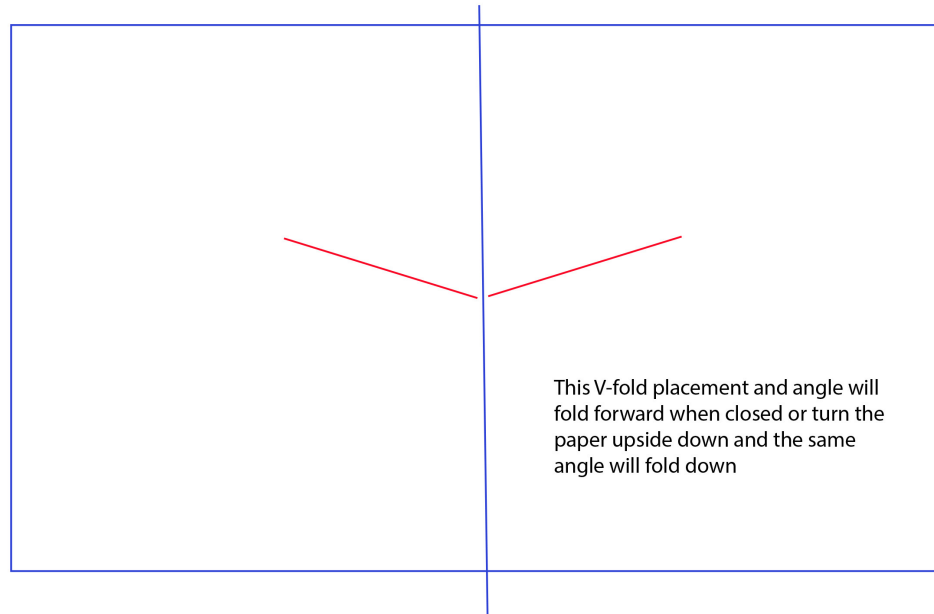
Basic Paper Engineering Formats V-Folds



Shaped
V-Fold
on the
moon...

Pull up
exten-
sions
below

Viking Press, GOLF Popup on the moon.




Images, text, and engineering: © Sally Blakemore

STEAM

SALLY BLAKEMORE V-FOLDS

Basic Paper Engineering Formats **V-Folds**



TABS can glue and fold on either side, to the spread. Folding tabs to the front or to the back, or slotting through the page and gluing to the back of the spread are all appropriate... depending on the space needed on the page.

Images, text, and engineering: © Sally Blakemore