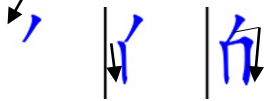


Lesson 7 Characters stroke-by-stroke

的

的 (de) has a horizontal orientation and is written from left to right. Its radical, 白 (bái), is on the left and is written first. The radical consists of five strokes. The first is a left falling stroke. The second stroke is a vertical stroke. The third stroke is a right corner stroke.



The fourth stroke is a left-to-right horizontal stroke that fills in the box. The fifth stroke is a left-to-right horizontal stroke that closes the box.

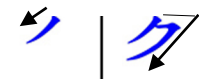


The right side of 的 (de) is written in three strokes. The first stroke is a left falling stroke. The second stroke is a right corner stroke that ends in a left-facing hook. The third stroke is a dot.



多

多 (duō) has a vertical orientation and is written in six strokes. The top part of the character is the radical and is written in three strokes. The first stroke is a left falling stroke. The second stroke is a left to right horizontal stroke that turns into a left falling stroke.



The third stroke is a right falling dot.



The bottom half of 多 is identical to the top half. It is aligned with the top so that if a vertical line were written straight through the character it would divide the character in half.





个 (gè) has a vertical orientation and is written in three strokes. The first two strokes form the radical, 人 rén, introduced below. The first stroke is a *left falling stroke*. The second stroke is a *right falling stroke* that begins just below the top of the previous stroke. Notice that it touches the previous stroke but does not go through it.



The last stroke is a *vertical stroke*.



好 (hǎo) has a horizontal orientation and consists of two parts.

The left part, 女, is the radical and it is written first. It is written in three strokes.

The first stroke is a *left-right falling stroke*. That is, it starts falling left and then changes direction and falls right.



The second stroke is a *left falling stroke*. Notice that it has a slight downward curve.



The last stroke is a *left-to-right horizontal stroke*. Notice where it meets the left falling stroke.



The right part of 好, 子, is written in 3 strokes.

The first stroke is a *horizontal-left falling stroke*.



The second stroke is a *vertical stroke* with a left hook.

The third stroke is a *horizontal stroke*. Notice that it crosses the vertical stroke near the top.

几 (jǐ) is a radical and is written from left to right in two strokes. The first stroke is a left falling stroke. The second stroke is a *horizontal-vertical-curved* stroke that ends in a upwards hook.

可 (kě) has vertical orientation and is written in five strokes. The first stroke is a *horizontal stroke* written at the top.

The next three strokes form a box, the radical in this character.

The last stroke is a *vertical stroke*. It ends with a left facing hook.

两 (liǎng) is written from top to bottom and from left to right. The first stroke is 一 yī, the horizontal stroke on the top. It is the radical in this character and is written from left to right. The next two strokes form an open box: a left vertical stroke followed by a right corner stroke. The right corner stroke ends in a left facing hook.

The remaining two pieces are twins, although the one on the right can be slightly larger than the one on the left. Each piece begins with a left falling

stroke followed by a dot. Remember that dots are written from left to right and have a slight upward curve. Notice that the falling strokes may touch the horizontal stroke at the top but they do not go through it.

𠃉 | 𠃉 | 𠃉 | 𠃉

吗

吗 (ma) has a horizontal orientation and consists of two parts. The left part of the character is the radical 口 (kǒu *mouth*) and it is written first in three strokes:

𠃉 | 𠃉 | 𠃉

The right part of the character 吗 ma is written in three strokes. Notice that it begins higher than 口.

The *right corner* is written first.

𠃉

The second stroke starts vertical, turns right horizontally, and then turns vertically downward, ending in a left hook. It is called a *vertical-turning-hooked stroke*. It is written as a single stroke even though it involves multiple turns.

𠃉

The third stroke is a horizontal stroke written from left to right.




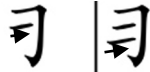







𠃉


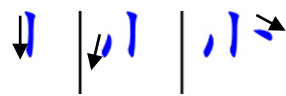


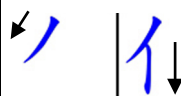
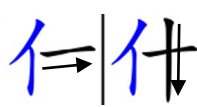

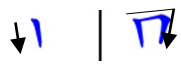

么









么 (me), the second character in the word 什么 **shénme** *what*, consists of three strokes. The first stroke is a left falling stroke. It is the radical in this character. The second stroke is a left falling stroke that turns the corner and continues as a horizontal stroke to the right.

𠃉 | 𠃉

The last stroke is a dot. Notice that the dot meets the end of the previous stroke at about its midpoint.

	
	<p>那 (nà) consists of two parts and is written from left to right. The first part is written in four strokes. The first stroke is a right corner stroke that ends in a left upward hook.</p>  <p>The second and third strokes are short horizontal strokes written from left to right.</p>  <p>The fourth stroke is a left falling stroke that is written through the two horizontal strokes.</p>  <p>The right side of 那 nà is its radical. It is written in two strokes. The first stroke is a <i>horizontal-left falling stroke</i> that turns into a <i>curved stroke</i> ending in a left-facing hook.</p>  <p>The second stroke is a vertical stroke.</p> 
	<p>哪 (nǎ) has horizontal orientation and is written from left to right. It consists of the radical 口 on the left and the character 那 on the right. 口 is written first.</p>
	<p>人 (rén) is written in two strokes. The first stroke is a left falling stroke. The second stroke is a right falling stroke that begins slightly below the top of the first stroke.</p>  

	<p>人 rén is a radical. For example, as we have seen, it is the radical in the character 个 (gè). In most characters in which it is the radical, it is written 亻 .</p>
	<p>少 (shǎo) is written in four strokes. The first four strokes form the radical, the character 小 .</p>  <p>The last stroke is a <i>left falling stroke</i>. It begins around the midpoint of the right dot and it falls below the radical and past the left dot.</p> 
	<p>什 (shén), the first character in the word 什么 shénme <i>what</i>, has two parts. The part on the left, 亻 rén, is the radical and it is written in two strokes, a left falling stroke followed by a vertical stroke. The vertical stroke begins at about the midpoint of the falling stroke.</p>  <p>The right side of 什 shén is the character 十 (shí <i>ten</i>). It is written in two strokes, a horizontal stroke followed by a vertical stroke.</p> 
	<p>是 (shì) has vertical orientation and is written from top to bottom. The top of 是 shì is the radical 日. It is a box with a <i>horizontal stroke</i> inside. Boxes are always written in the same way. The <i>left vertical stroke</i> is written first, and the <i>right corner stroke</i> is written second.</p>  <p>If the inside of the box contains one or more strokes, they are written next. The last stroke of the box is a left-to-right <i>horizontal stroke</i> that closes the box.</p> 

	<p>The bottom half of 是 is written in 5 strokes. It is written from top to bottom and from left to right.</p> <p>The first stroke is a <i>horizontal stroke</i>.</p> <p>The second stroke is a <i>vertical stroke</i> that starts at the midpoint of the horizontal stroke. It does not go through the top of the horizontal stroke.</p> <p>The third stroke is a <i>horizontal stroke</i> written from the midpoint of the vertical stroke to the right. It does not go through the left side of the vertical line.</p>  <p>The fourth stroke is a <i>left falling stroke</i>. It begins about halfway between the start of the horizontal stroke and the vertical stroke.</p> <p>The fifth stroke is a <i>right falling stroke</i>. Notice that it begins just below the top of the left falling stroke and extends the entire width of the character.</p> 
	<p>以 (yǐ) is the second character in the word 可以 (kěyǐ <i>can</i>). It is written from left to right in four strokes. The first stroke is a downward <i>vertical stroke</i> that turns into an <i>upward stroke</i>.</p>  <p>The second stroke is a falling <i>dot</i>. It is written from left to right.</p>  <p>The next two strokes form the radical, 人.</p> 
	<p>这 (zhè) consists of two parts. The radical of this character, 辶, is always written last, so in the character 这, 文 is written first. The radical 辶 never occurs as a word on its own in modern Chinese.</p> <p>文 is written in four strokes. The first stroke is a dot.</p> 

The second stroke is a horizontal stroke written from left to right.



The third stroke is a left falling stroke.



The fourth stroke is a long dot written from left to right with a slight upward curve. It goes through the left falling stroke.



The radical 讠 is written in three strokes. The first stroke is a dot.



The second stroke is a *horizontal-left falling-curved stroke*. It begins as a horizontal stroke, turns into a left falling stroke, and continues as a curved stroke.



The third stroke is a *right falling stroke* that continues below and beyond the component on the right side of the character.



子 (zi) is the right part of the character 好, and it is written in 3 strokes. It is a radical.

The first stroke is a *horizontal-left falling stroke*.



The second stroke is a *vertical stroke* with a left hook.



The third stroke is a *horizontal stroke* written from left to right. Notice that it crosses the vertical stroke near the top.

子