



## Overall equipment effectiveness as a metric for assessing operational losses in wind farms: a critical review of literature

Kelvin Palhares Bastos Sathler, Konstantinos Salonitis & Athanasios Kolios

**To cite this article:** Kelvin Palhares Bastos Sathler, Konstantinos Salonitis & Athanasios Kolios (2023) Overall equipment effectiveness as a metric for assessing operational losses in wind farms: a critical review of literature, *International Journal of Sustainable Energy*, 42:1, 374-396, DOI: [10.1080/14786451.2023.2189490](https://doi.org/10.1080/14786451.2023.2189490)

**To link to this article:** <https://doi.org/10.1080/14786451.2023.2189490>



© 2023 The Author(s). Published by Informa UK Limited, trading as Taylor & Francis Group



Published online: 24 Mar 2023.



[Submit your article to this journal](#)



Article views: 2187



[View related articles](#)



[View Crossmark data](#)



REVIEW ARTICLE



OPEN ACCESS



# Overall equipment effectiveness as a metric for assessing operational losses in wind farms: a critical review of literature

Kelvin Palhares Bastos Sathler<sup>a</sup>, Konstantinos Salonitis<sup>b</sup> and Athanasios Kolios<sup>c</sup>

<sup>a</sup>Naval Architecture Ocean and Marine Engineering Department, University of Strathclyde, Glasgow, UK;

<sup>b</sup>Sustainable Manufacturing Systems Centre, Cranfield University, Bedford, UK; <sup>c</sup>Wind and Energy Systems Department, Technical University of Denmark, Lyngby, Denmark

## ABSTRACT

To become more competitive, less dependent on financial support and more attractive for investors, wind energy needs to reduce its final cost of energy. According to Levelized Cost of Energy, there are two ways to achieve this goal, by reducing costs or increasing production. Overall Equipment Effectiveness (OEE) is a widely used metric in manufacturing systems, supporting operators to enhance productivity by reducing operational losses. Therefore, this study aims to perform a qualitative literature review of the main operational losses following the OEE metric, namely availability, performance and quality, adjusting it to wind energy systems. Introduction of this metric can be a valuable tool towards an integrated indicator linking production and losses, allowing comparison between assets deployed in different settings.

## ARTICLE HISTORY

Received 6 December 2022

Accepted 24 February 2023

## KEYWORDS

Overall equipment effectiveness; wind energy; availability; performance

## 1. Introduction

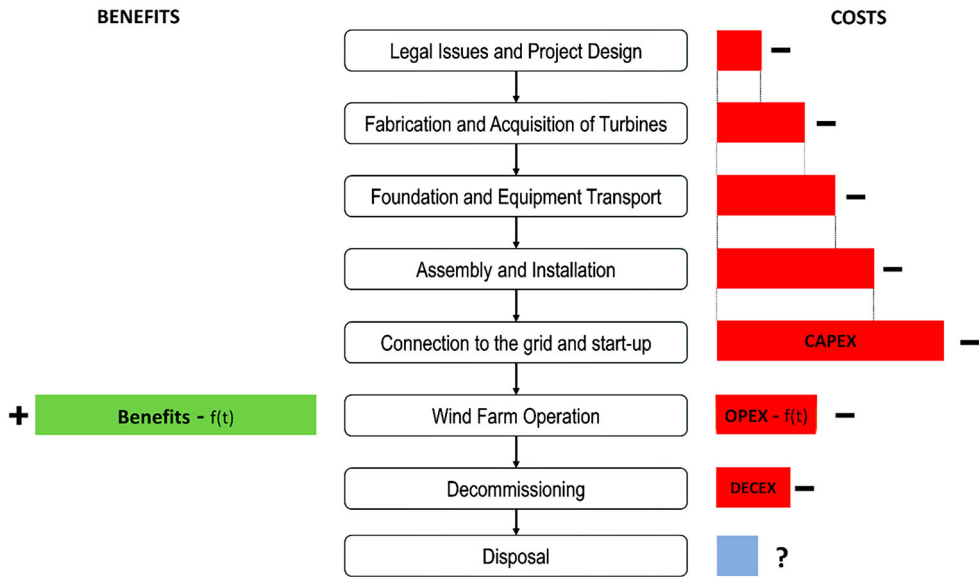
With several political and financial incentives during the last years, wind power has sustainably increased its contribution to the national energy mix, covering 15% of European electricity demand in 2019 (WindEurope 2020) and aiming to achieve around 30% in 2030 (Nghiem and Pineda 2017). However, for wind energy to become more independent of incentives and attract more investors, it still has some challenges to overcome, such as reducing the cost of electricity and increasing its performance, towards maximising profitability throughout its service life.

A very common metric to calculate the cost of electricity is through Levelized Cost of Energy (LCoE). LCoE should be thought as the ratio between the total production and total costs during its lifespan, considering financial costs, time value of the money, and some profits to investors. The total cost of implementation is known as Capital Expenditure (CAPEX), while during the operational lifetime, there are Operation and maintenance (O&M) and management costs, also known as Operational Expenditure (OPEX) (Kolios et al. 2019). At the same time, it is during this period that the benefits are achieved through the electricity produced and sold. Finally, after the nominal service life period and a potential service life extension, Decommissioning Expenditure will take place and relevant costs should be considered (Jadali et al. 2021). Figure 1 summarises all these costs and benefits. It is important to mention that some returns might come from the disposal of materials and equipment after decommissioning, and, for that reason, the disposal is represented in blue and denoted by a question mark. Studies show that recycling can cover up to 20% of offshore decommissioning costs (Topham et al. 2019).

**CONTACT** Athanasios Kolios  [atko@dtu.dk](mailto:atko@dtu.dk)

© 2023 The Author(s). Published by Informa UK Limited, trading as Taylor & Francis Group

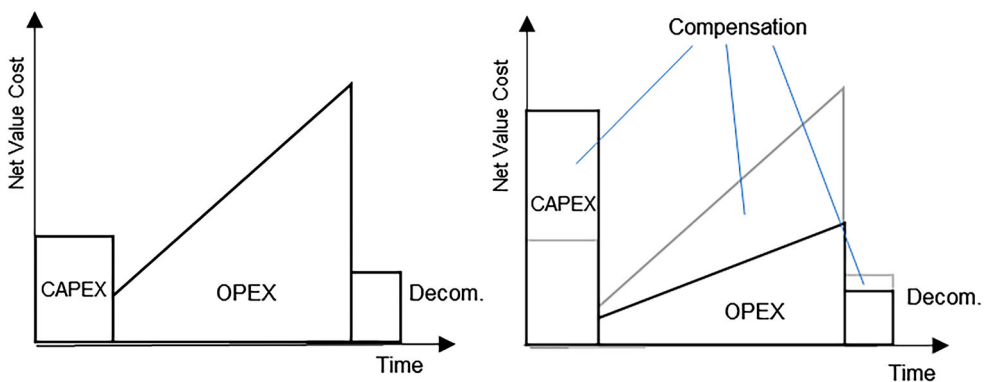
This is an Open Access article distributed under the terms of the Creative Commons Attribution License (<http://creativecommons.org/licenses/by/4.0/>), which permits unrestricted use, distribution, and reproduction in any medium, provided the original work is properly cited. The terms on which this article has been published allow the posting of the Accepted Manuscript in a repository by the author(s) or with their consent.



**Figure 1.** Costs of wind turbine lifespan – adapted from Sathler (2013).

Even though one might consider that reducing the CAPEX value might be an adequate approach to reduce the total life cycle cost of a wind power project, it can be a rather simplistic solution. As shown in the first scenario of Figure 2, a poor implementation choice can affect the whole operational performance, increasing the total cost. Therefore, a balance between all costs must be considered during the project design, since over-reducing implementation costs can affect future operational costs and even result in higher total costs than before, as presented in the second scenario of Figure 2.

Towards reducing LCoE, there are mainly two approaches to be followed: increasing production or reducing the total costs. Traditionally, after installation, connection to the grid and commissioning, operators assume that the project aims to produce as much electricity as possible at the lowest possible costs. More modern wind farms operate following more sophisticated KPIs (Key Performance Indicators), such as the maximisation of profitability, because after a certain point production of more electricity may come at an additional cost, which may not be justified by the additional benefit. Usually, OPEX costs vary between 20% and 35% of the total costs depending on the age



**Figure 2.** Comparison of two life cycle cost scenarios – Source: Adapted from Sakurai (1997).

of the project, its location, and whether it is onshore or offshore (Rajgor 2012; Ioannou, Angus, and Brennan 2018; Ioannou, Angus, and Brennan 2020). The operational period is very important because it is during this period that the project performance is more critical for the success of the entire project and subsequently the potential of an extended service life can be anticipated or postponed. This decision is made based on the decrease in profitability, reliability and performance (Luengo and Kolios 2015). It has been reported that in some situations, O&M costs can increase around 253% over a 20-year turbine lifespan (Rajgor 2012), making it impractical to sustain operation.

Other industries and technologies have followed the same steps towards qualification, commercialisation and cost optimisation. First, early adopters benefit from financial support in order to become commercially viable and improve towards further development. Later, they involve in a mature level, where competition forces a continuous improvement culture. In this scenario, managers start focusing on improving all aspects of the process to improve their productivity, quality and costs. For instance, Boyd et al. (2000) and Apostolos et al. (2013) discuss and relate productivity with energy consumption efficiency. Stavropoulos et al. (2020) used machine learning to improve quality diagnosis in laser welding and Papacharalampopoulos et al. (2020) used neural networks and image recognition to improve defect detection in solar reflectors. To understand the real benefit of these solutions, reliable metrics and tools are necessary to help managers to track their overall productivity.

Among these multiple tools and approaches available, the concept of Overall Equipment Effectiveness (OEE), which focus on improving equipment productivity by reducing the main operational losses in the system, can become particularly useful towards technology optimisation. This tool is sufficiently versatile and can be adapted to different scenarios due to its simplicity and efficiency to support decisions and a continuous improvement culture. To this end, the aim of this paper is to identify in the literature the multiple sources of losses in wind power assets and classify them following the three main elements of OEE, that is, availability, performance, and quality. The results have the potential to become the basis of the adaptation of this metric in wind energy.

The rest of the paper is organised as follows. The OEE tool is explained in detail and the review strategy is defined in Section 2. Findings from the review and the identification of the main operational losses are presented in Section 3, while Section 4 discusses the outcomes and analysis of the literature review. Finally, Section 5 presents conclusions drawn based on the bibliographical review and some recommendations for future research works.

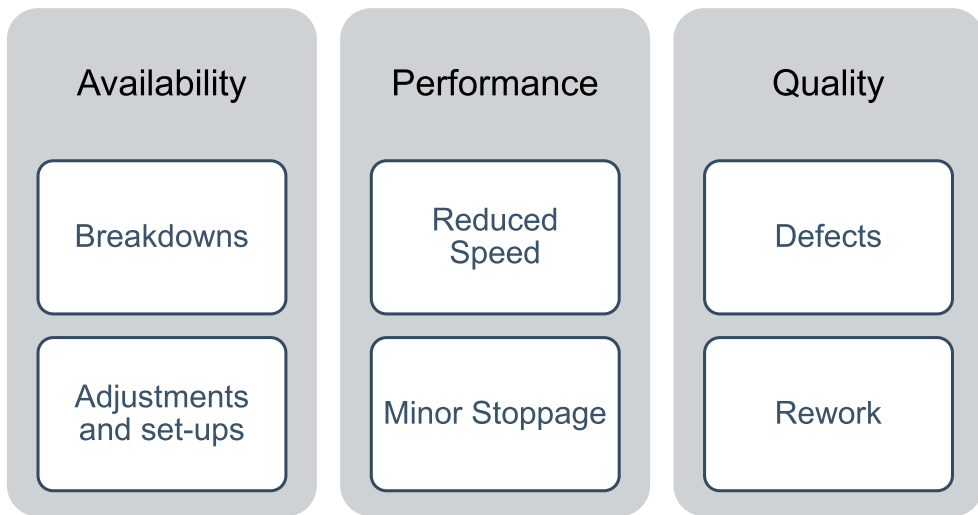
## 2. Method

### 2.1. Overall equipment efficiency concept

In the early 1970s, the Japan Union of Scientists and Engineers has developed a maintenance strategy called Total Productive Maintenance (TPM), where the goal was to achieve maximum performance in its production considering all phases related to the production. In order to check its efficiency, a metric called Overall Equipment Effectiveness (OEE) was introduced, where all possible causes of losses and the main six losses are identified and classified into three main elements, namely availability (A), performance (B) and quality (C), as shown in Figure 3.

Any change in the process can influence one or more elements. For that reason, OEE became an important productivity tool, since it considers the overall result and efficiency, helping to identify where losses are more frequent, and hence targeting improvement interventions. The OEE index is obtained through the multiplication of the three elements, and it represents the overall performance of the equipment. This index is considered an important metric to help asset managers and operators to make decisions, increasing the productivity of the equipment or process.

$$\text{OEE} = \text{Availability (A)} \times \text{Performance (B)} \times \text{Quality (C)}.$$



**Figure 3.** Six main losses.

### 2.1.1. Availability

Availability is calculated considering the planned operating time discounted by the period that the equipment is not available to operate, known as downtime (Scheu et al. 2017). There are two main types of losses in the availability category which can cause downtime, as shown in Figure 3. The first accounts for breakdowns, which are generally related to maintenance or failures and the time spent to fix the interruption cause. The second type accounts for adjustments and set-ups, where we refer to pauses in production which are not related to breakdowns. Relevant examples include planned maintenance interventions and adjusting the equipment for new products. Even though some losses are expected, it is important to quantify them and understand their influence on key output indicators, in order to identify areas of improvement in the process. The basic formula to calculate operational availability is:

$$A = \frac{\text{Planned Operating Time} - \text{Downtime}}{\text{Planned operating time}}$$

It should be noted that in practice different formulas are adopted for different types of availability, such as inherent, time-based, revenue-based, etc., so it is important to ensure that the right metric is adopted.

### 2.1.2. Performance

Losses related to performance can be the most challenging ones to identify since they are considered through instances where the equipment is performing outside the specification limits set (Salameh and Jaber 2000). This type of loss can be related to reduced speed, meaning that for any reason a part of the equipment is running with lower performance, which can be caused by damage, a not-well-lubricated bearing or lack of alignment, for instance. Another reason for performance losses is minor stoppages, where faults cannot be measured, but production performance is affected. An example is when in a cycle for any reason a motor is taking one second more to start due to a mechanical or electric fault, which is not easy to be recognised by operators. However, it can become a significant loss when accumulated throughout every operational cycle. A performance rate control can warn operators when something is wrong and needs to be investigated. Performance is

calculated over planned operating time minus downtime, so the availability loss is not considered twice:

$$B = \frac{\text{Standard production rate} \times \text{Parts produced}}{\text{Planned operating time} - \text{Downtime}}$$

### 2.1.3. Quality

Finally, quality is related to the final product as a result of a process or operation of equipment. Any producing process should ensure that the final product meets the end user's or the client's requirements. The first type of loss in this factor accounts for defects, that is, when the product is out of specification, and it should be discarded. The second element is rework, when minor defects are identified and extra work is required in order to recover the product. According to the OEE concept, this is also considered as a loss because the time and the resources spent to fix it could be used to produce a new product or they can reduce the operational life of the process. The formula to calculate quality only considers products that were produced during the period assessed:

$$C = \frac{\text{Units produced} - \text{Defective units}}{\text{Units produced}}$$

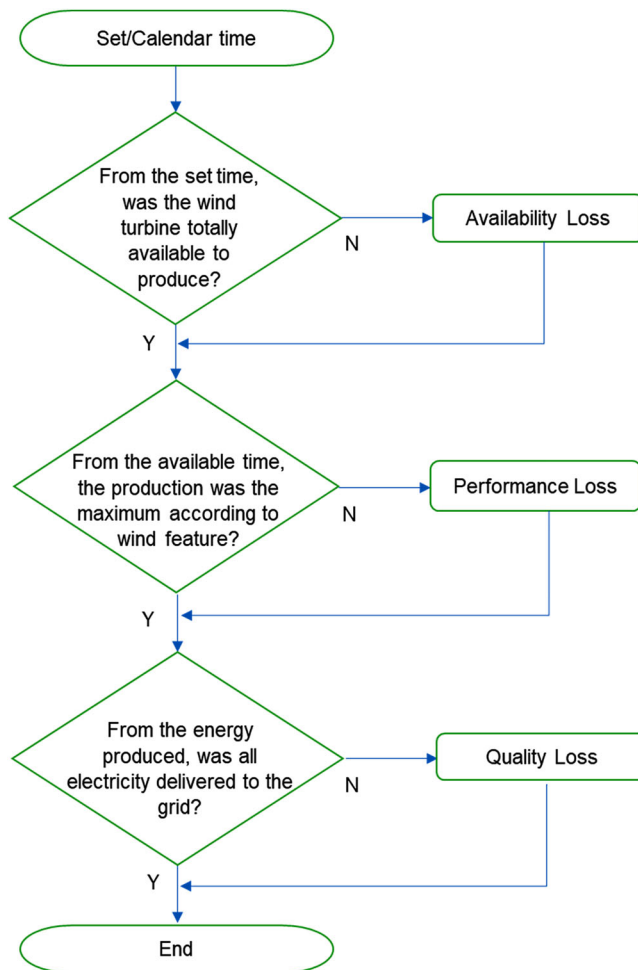
## 2.2. Review activity

To identify the operational losses, before categorising them, an extended literature review was performed. The focus was on papers published from 2010 onwards that had key words or expressions such as 'operational losses', 'quality losses', 'production losses', and 'performance losses', together with 'wind energy' or 'wind power', in their titles and/or abstract. Then, a careful reading was performed to check if important information could be retrieved and if the paper was really related to wind power and operational losses. Section 2.3 presents the criteria used to classify and collate the identified losses considering OEE elements stated in Section 2.1. Also, the papers were divided into five groups as follows. 'Investigation' refers to papers that assess the operational losses and discusses the topic, through reviews, numerical models, trends, or data analysis. 'Decision Support' refers to when a framework or a new methodology is created or adapted, which resolves important information that could help operators to minimise losses. 'Controllers' refer to the development of a controller to reduce losses, find optimal point, or change the premises and settings of traditional controllers. 'Machine Learning' refers to papers which use any machine learning technique to perform predictions or find correlations among inputs and outputs. And, finally, 'Others' refer to solutions that are not listed before, including technical changes or the addition of components or gadgets in the system.

## 2.3. Classification criteria

As demonstrated in Section 2.1, the OEE metric focuses on identifying, classifying, and quantifying operational losses. To adapt it to wind farm projects, some considerations need to be taken into account. The flowchart shown in Figure 4 illustrates the assumptions considered in this paper to classify the losses found in literature and what the authors believe would be a suitable approach to adapt the tool for wind energy assets. It is important to notice that the decision element in the flowchart started with the preposition 'from' because each index is considered from the result of the previous one, avoiding losses being accounted twice during the process analysis.

Another important observation in the flowchart is related to the final result. Although the decision question was included in the flowchart, it is very unlikely that no losses are registered in an industry or application. This could be achieved in a short-term period, but considering



**Figure 4.** Flow chart losses in wind power according to OEE tool.

long-term periods, losses are expected and considered in all projects. For instance, an OEE of 85% is considered world-class benchmark (Stamatis 2017), representing that, even in reliable projects, there are losses. The following subsections detail the losses and how the scientific community has been aiming to minimise them, especially in the operational perspective. Also, it is important to mention that OEE results cannot be fully compared between deployments. Even turbines from the same company may not have the same OEE, as the equipment productivity relies not only in operational system, but also on the management commitment, involvement of the team, maintenance efficiency, wind farm location, deployment environment and other particularities that any project faces.

### 3. Literature review

#### 3.1. Availability losses

The first aspect to be considered is the set time contemplated in the OEE calculations. In the wind energy industry, turbines are designed to operate all year round, so considering the entire calendar period as a set time base is realistic. The first source of downtime mentioned in OEE is breakdowns.

This item is related to any time that the turbine is not available to produce due to unexpected downtimes, such as failures and corrective maintenance. Reliability Centred Maintenance (Fischer, Bernard, and Bertling 2012), Fault Tree Analysis (Kang, Sun, and Guedes Soares 2019), Failure Mode Effect Analysis (Luengo and Kolios 2015; Scheu et al. 2019; Li, Teixeira, and Guedes Soares 2020), reliability-based methods (Leimeister and Kolios 2018) and studies about failure rates (Faulstich, Hanh, and Tavner 2011; Tavner et al. 2013), such as RAM analysis, are examples of methodologies aiming to reduce availability losses and increase reliability and lifespan of the wind turbine and its components.

The second downtime factor mentioned in OEE refers to adjustment and set-ups. Differently from the traditional manufacture industry, wind turbines do not need to change worn out tools or adjust their process for new products. Therefore, the only 'expected downtime' for wind turbines is preventive maintenance. Many papers that cover availability discuss both downtime cases, corrective and preventive maintenance, which makes hard to separate them efficiently. However, some papers focus on suggesting strategies to improve preventive maintenance schedule (Li et al. 2016; Yürüşen et al. 2020; Zheng, Zhou, and Zhang 2020), including the use of machine learning to better predict wind conditions (Yin et al. 2020), which could be used to affect less the wind energy output (Duchesne et al. 2020).

Offshore deployments have a particular approach. While onshore wind farms can achieve around 98% of availability (Hahn and Jung 2006), offshore wind farms present a lower pattern achieving around 92% (Ioannou, Angus, and Brennan 2018a, 2018b). Besides the distance to the shore and the need of vessels, also considering safety constraints, accessing the turbine is only possible in appropriate climate conditions. Therefore, the cost may be increased affected by this dependency, since some maintenance or changing of components needs to be done in advance, in the appropriated time, instead of the best and more effective time, underutilising some of the components' remaining life (Yang 2016). A logistic maintenance review for offshore operations is presented in (Shafiee 2015) and a maintenance cost reduction review for offshore farms in Tusar and Sarker (2021).

Table 1 presents the main causes of losses by the availability of wind turbine. The second column gives some examples of the losses causes, and the third column includes studies in which losses were assessed or quantified, suggested solutions, or compared different approaches. The category of the papers, as mentioned in Section 2.2, is also included in Table 1.

### 3.2. Performance losses

Differently from the traditional manufacturing industry, wind turbines have different performance rates to be assessed, since the production output depends directly on the wind features, especially wind speed and density. Therefore, before discussing about the losses, the standard rate needs to be commented. The most usual way to assess wind production is through the wind power curve, which defines the production according to the wind speed, normally tested in a lab and later confirmed in a Power Curve Test, according to IEC 61400-12 standard and some local regulations (Asgarpour 2016). Some researchers have proposed more accurate power curve considerations including other factors such as wind direction (Pandit, Infield, and Kolios 2019; Yan, Pan, and Archer 2019; Pandit, Infield, and Kolios 2020), turbulence (Saint-Drenan et al. 2020) or air density (Pandit, Infield, and Carroll 2019) and controllers (Pandit, Infield, and Kolios 2020).

Even though these approaches are good for a better production prediction, according to OEE, this can hide some opportunities for improvement. To illustrate this, one common problem related to wind direction is the wake effect. Although wake effect losses are expected, some researchers have proposed solutions to minimise them during the operational phase, such as intentional misalignment of yaw controller (van Dijk et al. 2017; Kanev 2020) or changing individual controllers to farm controller (Park and Law 2016; Ciri, Rotea, and Leonardi 2017). In other words, although



**Table 1.** Main cause of losses by availability of wind power.

| Losses                 | Example                               | Related papers   | Investigation | Decision support | Controllers | Machine learning | Others |
|------------------------|---------------------------------------|--|---------------|------------------|-------------|------------------|--------|
| Breakdowns             | Failures<br>Corrective<br>maintenance | FMEA – Luengo and Kolios (2015), Li, Teixeira, and Guedes Soares (2020), Scheu et al. (2019), Li, Huang, and Guedes Soares (2022), Lopez and Kolios (2022)   | X             | X                |             | X                |        |
|                        |                                       | Reliability and failure rate analysis – Faulstich, Hanh, and Tavner (2011), Tavner et al. (2013), Bhardwaj, Teixeira, and Guedes Soares (2019), Leimeister and Kolios (2018), Santelo et al. (2021), Fischer, Besnard, and Bertling (2012)   | X             | X                |             |                  |        |
|                        |                                       | Fault tree analysis on floating offshore turbine – Kang, Sun, and Guedes Soares (2019)   | X             |                  |             |                  |        |
|                        |                                       | Fault predictions/detection – Helbing and Ritter (2018), Chen et al. (2019), Lin, Liu, and Collu (2020), Zhang et al. (2018), Koltsidopoulos Papatzimos, Thies, and Dawood (2019), Martin, Mailhes, and Laval (2021), Han et al. (2022), McMorland et al. (2022)   |               | X                |             | X                |        |
|                        |                                       | Uncertainties in O&M models – Ioannou, Angus, and Brennan (2019), Yang et al. (2020)   | X             |                  |             |                  |        |
|                        |                                       | Human impact on maintenance – Mentis and Turan (2019)  | X             |                  |             |                  |        |
|                        |                                       | Fatigue and failures related to weather – Gözcü and Stolpe (2020), Stewart and Lackner (2014), Horn, Krokstad, and Leira (2019), Reder, Yürüşen, and Melero (2018), Fæster et al. (2021), Gao, Sweetman, and Tang (2022), Zheng and Chen (2022)  | X             | X                |             | X                | X      |
| Preventive maintenance | Preventive maintenance<br>Inspections | Maintenance cost review for offshore Tusar and Sarker (2021), Nguyen, Chou, and Yu (2022)  | X             |                  |             |                  |        |
|                        |                                       | Method for better maintenance scheduling – Nguyen and Chou (2018), Duchesne et al. (2020), Zhong et al. (2019), Shafiee (2015), Nguyen and Chou (2019), Yürüşen et al. (2020), Li et al. (2016), Zheng, Zhou, and Zhang (2020), Sa'ad, Nyongue, and Hajej (2022), O'Neil et al. (2023), Pandit, Kolios, and Infield (2020) |               | X                |             | X                |        |
|                        |                                       | CBM – Li, Teixeira, and Guedes Soares (2020), Baboli et al. (2020)   | X             | X                |             | X                |        |
|                        |                                       | Reliability monitoring – Martin, Mailhes, and Laval (2021), Lin, Liu, and Collu (2020), Zhang et al. (2018), Izquierdo et al. (2020), Yin et al. (2020)  |               | X                |             | X                |        |

some wind features cannot be controlled, considering it in the best performance rate can skew the results and do not incentivise operators to find ways to minimise them in case of a high impact.

Some additional observations need to be discussed about the standard rate. Although there is no rigid rule and these concepts can be adapted by operators following their own necessity, the standard time needs to be as simple as possible to minimise human errors and misinterpretations. Also, differently from other performance metrics, OEE focuses on being as close as possible to the best performance. Therefore, instead of using average production, standard rate should be the best rate and the goal of operators becomes minimising the gap between best performance and actual production. As a rule of thumb, if the actual performance frequently exceeds 100%, the standard time is underestimated, and if the actual performance is not even close to the standard rate or never has been, even for a short time, the standard time is overestimated.

With respect to performance losses, two main causes were pointed out: reduced speed and minor stoppages. As mentioned in Section 2.1.2, the performance index considers losses that cannot be measured as easily as availability, so comparing production output at the same conditions could be the best way to identify reduced speed and minor stoppages, including faults and failures in the system that does not send alerts to operators. Since wind turbines are complex equipment and are exposed to hard and uncontrolled environments, the performance losses can be caused by several factors. Some of these are related to the equipment itself, while others are related to the environment.

Even though climate features are not controlled by the operator, they need to be considered to better understand the performance behaviour. Some papers relate differences in performance due to seasonal conditions or periods of the day (Tian et al. 2020), humidity (Danook, Jassim, and Hussein 2019), turbulence (Bardal and Sætran 2017), and other papers are looking for a way to minimise losses due to rain (Arastoopour and Cohan 2017) and icing (Yirtici, Ozgen, and Tuncer 2019; Dong et al. 2020; Stoyanov and Nixon 2020), even using machine learning (Chen et al. 2019). For offshore wind farms, some additional issues can be considered in this category, such as wave impact due to misalignment of the turbine (Stewart and Lackner 2014; Horn, Krokstad, and Leira 2019) and platform motion that can affect the performance of other controllers (Namik and Stol 2010; Wen et al. 2018; Fang et al. 2020; Karimian Aliabadi and Rasekh 2020; Li et al. 2020).

The ones related to the system can be influenced by the condition of other components. Usually, the increase in temperature, vibration, or abnormal effort can affect productivity. Thus, these can be considered examples of reduced speed caused by damaged bearing (Chang et al. 2020), lack of lubrication, wear outs in components or even ageing (Hamilton et al. 2020). For instance, Reder, Yürüşen, and Melero (2018) indicate a performance decrease before failures. Another important loss that is usually neglected is the time spent to start the generation of energy. Every time the turbine is shut down, due to safety reasons, maintenance, or lack of wind, the equipment spends time to gain inertia, start rotation and generate electricity. Thus, a more efficient 'starting up' time can directly affect the production rates throughout the year. In some situations, the time needed to achieve the operational rotation can be affected by wind speed, as demonstrated in (Wright and Wood 2004), which tested this in small-scale wind turbines. However, some innovative solutions have been proposed to deal with this problem, such as engaging a motor to increase production range and reduce loss due to starting up (Fan and Zhu 2019).

Finally, another cause of losses that were not mentioned before is controllers' systems (which include sensors and actuators). They could be related to reduced speed or minor stoppages due to malfunctioning or faults. However, in this paper, controllers were considered separately because some researchers focused on improving production by changing controller's models, settings and/or premises. Besides reducing wake effects, as mentioned in the second paragraph of this section, yaw systems can be used to increase production (Kragh and Hansen 2015; Kress, Chokani, and Abhari 2015; Yesilbudak, Sagioglu, and Colak 2015; Dai et al. 2018; Dai et al. 2021). The same stands true for other controllers, such as pitch control (Jiang, Karimirad, and Moan 2014; Zamzoum et al. 2020), stall (Mohammadi, Fadaeinedjad, and Naji 2018), and other PI controllers (Mirzaei, Tibaldi, and Hansen 2016). Artificial Neural Networks, Machine Learning and new algorithms

to control or find optimum sensor placement are studied as well (Lee et al. 2013; Dahbi, Nait-Said, and Nait-Said 2016; Dou et al. 2020; Kanev 2020).

To summarise, it is important to keep OEE calculation as simple as possible, so using maximum performance in a certain range of wind speed can be appropriate as a start. Obviously, this does not indicate to the operator the reason for the loss, but it shows that something is not functioning well and, depending on the level of the loss, the operator can decide if some action needs to be prioritised. Table 2 gathers the main losses identified and papers related. Some losses can be classified by different criteria, but the most important is to have a reliable and simple index that does not account for the same loss twice.

### 3.3. Quality losses

Quality is the most challenging factor to assess associated with wind energy production. It is hard to calculate and classify all losses that occur after the electricity is produced by the generator. However, since the aim of this paper is to keep OEE implementation as simple as possible, all losses between generator and the grid are considered as quality losses. Different from the traditional manufacturing industry, the final result of the production process is not a physical product. Therefore, rework can be eliminated as a loss from wind energy, since it is impossible to 'resent' electricity to any part of the process to be 'fixed'.

As mentioned in Section 2.1.3, defects refer to when the outcome does not achieve the client's requirements. In the wind industry, the client can be considered the grid, so quality in this paper refers to grid requirements. Due to the intermittent and uncontrolled input, wind power suffers from several variances and fluctuations. Some of the problems related are flickers, harmonic variance, impedance, resonance and frequency fluctuation. It is out of scope of this paper to discuss each of these problems, but it is important to mention that they can vary according to each grid's characteristics or country regulations. Further grid problems related to quality, including local issues in different countries, are discussed in the relevant literature (Rona and Güler 2015; Archer et al. 2017; Nobela, Bansal, and Justo 2019; Đaković et al. 2020).

Some of the quality problems are related to the efficiency of intermediate equipment or design solutions (Margaris et al. 2011; Sáiz-Marín et al. 2015; Li, Yu, and Xu 2018; Sowa, Domínguez-García, and Gomis-Bellmunt 2019). However, some researchers are studying ways to minimise them with operational approaches, such as control frequency (Prasad, Purwar, and Kishor 2019) or harmonics (Zamzoum et al. 2020) through pitch angle, and flickers and voltage fluctuation through yaw and stall control (Mohammadi, Fadaeinedjad, and Naji 2018).

Another problem related to the grid which could affect the quality index is the grid availability. As mentioned before, the input in wind energy cannot be controlled, so if the grid cannot receive the electricity, the generation is disconnected and this becomes an important loss. This can happen due to safety reasons, which include ramps, unstable electricity, grid faults or by lack of demand. Some operational measurements can reduce these losses as well. To minimise ramps, a paper suggests new controller approaches (Martín-Martínez et al. 2013), while other works identify safety problems and relate them to other variables (Jiang, Karimirad, and Moan 2014; Beza and Bongiorno 2019; Luo, Shi, and Wang 2020), which could be strategic for operators knowing when instability is more likely to occur. Curtailment issues have become a widely discussed topic (Mc Garrigle, Deane, and Leahy 2013; Jorgensen, Mai, and Brinkman 2017), with some proposed solutions related to better production predictions (Wang et al. 2018; Probst 2020), expand grid capacity (Nycander et al. 2020) or strategically increase demand during high production (Davison-Kernan et al. 2019).

Finally, the last problem related to quality elements is due to transmission. This includes basically cabling and intermediary equipment. The transmission system is designed in the project phase and some technical losses are assumed, but it can be difficult to modify it after implementation. However, monitoring transmission losses can indicate when abnormal behaviour or wear outs occur in cables (Jin et al. 2019; Pérez-Rúa, Das, and Cutululis 2019; Rentschler, Adam, and

**Table 2.** Main cause of losses by performance in wind power (\*Not fully responsibility of operators \*\*Only offshore deployments).

| Losses              | Example                                | Related papers  | Investigation | Decision support | Controllers | Machine learning | Others |
|---------------------|--|---|---------------|------------------|-------------|------------------|--------|
| Climate conditions* | Wind features:                         | Power curve models (important to define standard rate) and output prediction – Archer et al. (2017), Yu et al. (2020), Paiva, Veiga Rodrigues, and Palma (2014), Sathler et al. (2020), Saint-Drenan et al. (2020), Shen and Ritter (2016), Yan, Pan, and Archer (2019), Pandit, Infield, and Carroll (2019), Sathler and Kolios (2022) | X             | X                |             | X                |        |
|                     | Turbulence                             |   |               |                  |             |                  |        |
|                     | Direction                              |   |               |                  |             |                  |        |
|                     | Air density                            |   |               |                  |             |                  |        |
|                     | Rain                                   | Investigation of the impact of climate and wind conditions:   |               |                  |             |                  |        |
|                     | Humidity                               | Turbulence – Bardal and Sætran (2017)   | X             |                  |             |                  |        |
|                     | Season                                 | Air density – Pandit, Infield, and Kolios (2020)  |               |                  |             | X                |        |
|                     | High temperature                       | Rain – Arastoopour and Cohan (2017)   | X             |                  |             |                  |        |
|                     | Period of the day                      | Humidity – Danook, Jassim, and Hussein (2019)   | X             |                  |             |                  |        |
|                     | Waves**                                | Period of the day – Tian et al. (2020)  | X             |                  |             |                  |        |
|                     |  | Seasons – Simão et al. (2017)   | X             | X                |             |                  |        |
|                     |  | Direction – Argyle and Watson (2017)  | X             | X                |             | X                |        |
|                     |  | Waves – Li et al. (2020), Horn, Krokstad, and Leira (2019), Fang et al. (2020)  | X             |                  |             |                  |        |
|                     |  | Losses due to ageing – Dai et al. (2018), Hamilton et al. (2020), Staffell and Green (2014), Liu and Zhang (2022)   | X             |                  |             |                  |        |
| Reduced Speed       | Ageing                                 | Losses due to fractures/erosion – Chen (2018), Sareen, Sapre, and Selig (2014)  | X             |                  |             |                  |        |
|                     | Blades Fractures/Erosion               | Icing losses detection and estimation – Chen et al. (2019), Dong et al. (2020), Stoyanov and Nixon (2020), Yirtici, Ozgen, and Tuncer (2019), Scher and Molinder (2019), Swenson et al. (2022)  | X             |                  | X           | X                |        |
|                     | Icing                                  | Investigation on wake effects – Ciri, Rotea, and Leonardi (2017), Kheirabadi and Nagamune (2019), El-Asha, Zhan, and Iungo (2017), Argyle and Watson (2017), Pryor, Barthelmie, and Shepherd (2021), Chang et al. (2022)  | X             | X                |             |                  |        |
|                     | Dust                                   | Reduce wake effects – van Dijk et al. (2017), Park and Law (2016), Frederik et al. (2020), Fleming et al. (2014), Kanev (2020), Howland, Lele, and Dabiri (2019), Lee et al. (2013), Dou et al. (2020), Shu, Song, and Joo (2022)   |               | X                | X           |                  |        |
|                     | Wake effects                           | Losses due to impact of wave loads – Stewart and Lackner (2014), Li et al. (2020), Karimian Aliabadi and Rasekh (2020)  |               | X                | X           |                  | X      |
|                     | Low speed of components                | Improving performance – Astolfi et al. (2015), Pieralli, Ritter, and Odening (2015), Karakasis et al. (2018)  | X             |                  | X           |                  |        |
|                     | Start-up                               | Balance between load and output – Liao et al. (2020)  |               |                  | X           |                  |        |
|                     |  | Reduce cut in and minimise losses – Fan and Zhu (2019)  |               |                  |             |                  | X      |
|                     |  | Identifying malfunctioning – Archer et al. (2017), Chang et al. (2020), Astolfi et al. (2015), Liao et al. (2020), Al-Khayat et al. (2021)  | X             | X                |             | X                |        |
|                     |  | Fault-tolerant identification – Shahbazi, Poure, and Saadate (2018)   |               | X                |             |                  |        |
| Minor stoppage      | Small failures (don't stop production) | Yaw controller – Dou et al. (2020), Dai et al. (2021), Dai et al. (2018), Kragh and Hansen (2015), Yesilbudak, Sagiroglu, and Colak (2015), Kress, Chokani, and Abhari (2015)   | X             |                  | X           | X                |        |
| Controllers         | Defects                                | Stall controller Mohammadi, Fadaeinedjad, and Naji (2018)   |               |                  | X           |                  |        |
|                     | Misinterpretation of signals           | Pitch controller – Namik and Stol (2010), Jiang, Karimirad, and Moan (2014), Lee et al. (2013), Zamzoum et al. (2020), Dahbi, Nait-Said, and Nait-Said (2016)   | X             |                  | X           |                  |        |
|                     | Faults                                 | PI controller – Mirzaei, Tibaldi, and Hansen (2016)   |               |                  | X           |                  |        |
|                     | Controller's setting                   |   |               |                  |             |                  |        |

Chainho 2019), or when intermediary equipment lose their effectiveness throughout the time. Also, the quality of the electricity produced can cause losses during transmission, as pointed in (Bantras et al. 2012). This information can guide some decisions made by operators, since the increase in the losses could justify some more extreme interventions. Table 3 outlines the main quality losses identified in a wind farm.

#### 4. Discussion

Quantifying losses has proven to be an efficient method to identify clear gaps and lead to improvement priority decisions in equipment and systems. Even though wind power has many aspects that are not in the control of operators, researchers have presented interesting and promising approaches towards minimising the losses and improve the production and performance during operational periods. This shows that wind power has still many opportunities for improvement.

To keep OEE as a simple index, some assumptions were made. Firstly, differently from most manufacturing applications, wind power has uncontrolled inputs, so climate features were considered an extra performance loss. In addition, controllers were assessed separately due to the number of factors that they can influence. Finally, about quality, all losses between generator and grid were included, from grid requirements to distribution. For that reason, the six main losses of an equipment can be extended to nine in wind energy assets, as shown in Figure 5. It is important to mention that some losses could be classified into different items, but, for efficiency of the tool, the focus did not consider the same loss twice, following a linear reasoning.

While several papers focus on investigating and assessing the losses, some of them propose solutions focusing on minimising or identifying failures and losses. Typical possible solutions discussed in these references identified during the review activity could be summarised as follows:

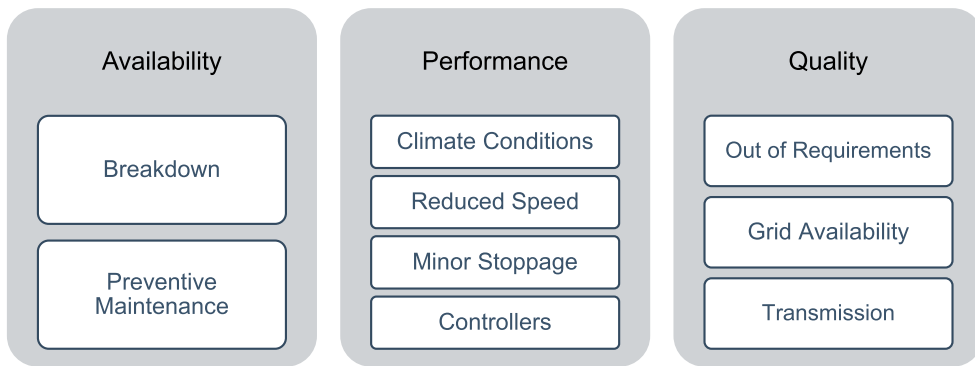
- Understanding lifespan, failure rates and behaviour of the turbine and components,
- Machine Learning to identify causalities,
- Increasing performance and minimising losses through controllers' settings (considering the whole farm instead of individual turbines to reduce wake effects),
- More accurate wind regime prediction, especially short-term, for decision-making, including maintenance scheduling and avoidance of curtailment,
- Controllers' settings and the use of energy storage to minimise losses due to fluctuations that can also affect transmission system and grid availability.

From the solutions proposed, most could be implemented during the operational phase, which indicates that regardless of the project design or if the wind farm has already started its operation, developers and operators could still improve their productivity. In addition, some other manufacturing tools could be used to reduce losses. As an example, according to Ioannou, Angus, and Brennan (2019), when a failure occurs in an offshore turbine, on average 22% of time is spent for the actual repair activity, while the rest is due to organisation, waiting for suitable weather and spare parts management. The papers identified in the review investigated how to reduce logistic time and scheduling; however, they are not suggesting solutions to reduce the repair time itself. So, tools such as the Single-Minute Exchange to Die (SMED), in which changeover during maintenance could be reduced drastically, could also be very beneficial to wind power installations. To identify the need of further tools, OEE is pivotal to quantify and identify these gaps, according to a TPM strategy.

As mentioned before, OEE can be used in many situations, such as for comparing before and after changings in the process (Azizi 2015), simulating which scenario has the potential for achieving better results (Caterino et al. 2020) or encouraging the continuous improvement culture (Andersson and Bellgran 2015). The main advantages of using OEE are first, its simplicity and, secondly, the overall analysis, with all possible operational losses included in one single index. To

**Table 3.** Main causes of losses by quality in wind power (\*Not fully the responsibility of operators).

| Losses              | Example  | Related papers  | Investigation | Decision support | Controllers | Machine learning | Others |
|---------------------|--|---|---------------|------------------|-------------|------------------|--------|
| Out of requirements | Frequency voltage harmonics flickers converters' fault | Fluctuations in output – Al kez et al. (2020), Benzohra et al. (2020), Margaris et al. (2011), Mahela et al. (2020)   | X             |                  |             |                  |        |
|                     |  | Losses due frequency – Datta, Shi, and Kalam (2019), Prasad, Purwar, and Kishor (2019), Wang, Wang, and Liu (2020)  |               |                  | X           |                  | X      |
|                     |  | Flickers – Al kez et al. (2020), Mohammadi, Fadaeinedjad, and Naji (2018)   | X             |                  |             |                  |        |
|                     |  | Losses in quality due to wave misalignments – Li et al. (2020), Wen et al. (2018)   | X             |                  |             |                  |        |
|                     |  | Harmonics – Zamzoum et al. (2020), Bantras et al. (2012)  | X             |                  | X           |                  |        |
|                     |  | Voltage fluctuation – Mohammadi, Fadaeinedjad, and Naji (2018), Sáiz-Marín et al. (2015), Sáiz-Marín, Lobato, and Egido (2018), Ge et al. (2016)  | X             |                  | X           |                  |        |
|                     |  | Losses due to power flow controller and converter's fault – Sridhar and Kumar (2019), Yoo et al. (2019), Liang et al. (2022)  |               |                  | X           |                  |        |
|                     |  |   |               |                  |             |                  |        |
| Grid availability*  | Curtailment inertia security grid faults ramps         | Estimation and investigation of curtailment in different countries – Davison-Kernan et al. (2019), Jorgensen, Mai, and Brinkman (2017), Mc Garrigle, Deane, and Leahy (2013), Nycander et al. (2020)  | X             |                  |             |                  | X      |
|                     |  | Proposed method to reduce curtailment – Probst (2020), Mora, Spelling, and Van Der Weijde (2019), Zhang et al. (2018), Soroudi, Rabiee, and Keane (2017), Wang et al. (2018)  | X             |                  | X           |                  | X      |
|                     |  | Reducing/Monitoring ramps – Zhang et al. (2014), Kiviluoma et al. (2016), Martín-Martínez et al. (2013)   | X             |                  |             |                  |        |
|                     |  | Hybrid system to reduce curtailment and instability – Wimalaratna et al. (2022), Al-Ghussain et al. (2023), Kealy (2023)  | X             |                  |             |                  |        |
|                     |  | Instability in grid, reduce inertia – Basu, Staino, and Basu (2014), Luo, Shi, and Wang (2020), Zhang et al. (2020), Đaković et al. (2020), Nobela, Bansal, and Justo (2019), Rona and Güler (2015), Beza and Bongiorno (2019), Jiang, Karimirad, and Moan (2014), Simão et al. (2017), Tharakan and Panigrahi (2017), Yang et al. (2022) | X             | X                | X           | X                |        |
|                     |  | Lifespan and efficiency of cables – Bantras et al. (2012), Pérez-Rúa, Das, and Cutululis (2019), Rentschler, Adam, and Chainho (2019), Jin et al. (2019)  | X             | X                |             |                  |        |
|                     |  | Reducing transmission losses – Almeida et al. (2020), Li, Yu, and Xu (2018), Wang et al. (2019), Gustavsen and Mo (2017), Cullinane et al. (2022), Jiang, Li, and Liu (2022)  |               | X                | X           |                  | X      |
|                     |  |   |               |                  |             |                  |        |
| Transmission        | Cabling impedance controllers equipment intermediaries | Losses in grid due to wind penetration – Makhloufi, Koussa, and Pillai (2017), Sultana et al. (2016), Da Rosa et al. (2016)   | X             | X                |             |                  |        |
|                     |  | Impact of impedance and harmonic resonance – Sowa, Domínguez-García, and Gomis-Bellmunt (2019), Beza and Bongiorno (2019)   | X             |                  |             |                  |        |
|                     |  |   |               |                  |             |                  |        |



**Figure 5.** Main operational losses in wind power.

exemplify this last advantage, back in Section 3.2, one of the solutions found to reduce wake losses is through the yaw control system. Nonetheless, some researchers used the same yaw system to increase quality performance by reducing ramps. These are two different outcomes to be managed by the same actuator, where one can affect the other. There is a study which suggests an optimum point for these two losses (van Dijk et al. 2017), however, it is not clear if these interventions can also affect availability. With that in mind, OEE seems to be a great solution to find overall improvements.

Another important observation about decision-making through OEE is that it can, and should, be related to the financial perspective. Even though it is out of scope of this paper, any improvement suggested should find a balance between increased production and extra costs, since the final objective is to reduce LCoE, keeping equipment reliability and power quality high. Some papers, indeed, have proposed new equipment, gadgets, or more intrusive solutions, however, most of those presented in this review focused on changing control principles or using algorithms such as machine learning to find a better performance scenario, which probably does not require significant investments. Focusing on machine learning, due to computational developments, improved processors, and a large and confident amount of data, including real-time data, the use of artificial intelligence and algorithms brought a huge variety of possibilities in different areas of study. Related to wind power losses, this tool proved to be an efficient method to find solutions to improve performance and reduce losses in all the three categories defined in OEE, finding optimal settings or improving predictions. Additionally, some studies present mixed algorithms, statistics and machine learning within the OEE simulation (Heng et al. 2019).

To sum up, another three possible advantages of using OEE can be identified as follows. First, finding the actual OEE and tracking when the best rate was achieved can help operators and researchers to better understand the equipment. Second, the OEE tool considers that any equipment is unique, which means that the tool is conceptually tailored for each turbine particularity and wind farm location. Finally, some components reduce their performance before breakdown (Reder, Yürüşen, and Melero 2018), so monitoring OEE has a potential preventive application, by detecting problems that could potentially affect performance, but do not trigger any fault signals, warning operators for upcoming failures.

## 5. Conclusion

Wind energy has developed so far at an accelerated rate initially relying on subsidies or financial incentives. However, to become more attractive to investors and more independent, the final cost of energy needs to become more competitive. The most common way to define total cost is through LCoE, which can be obtained through the division of total costs and total production



during the assets' entire lifespan. Using LCoE as a reference, there are two approaches to reduce the final price: reducing costs or increasing its production.

Other industries have developed different tools to assess and increase production, achieving the best performance from their equipment. One of these tools, largely used in the manufacturing industry, is OEE, which focuses on minimising all possible operational losses in the process. To assess the best alternative, a simple index is created gathering all losses, through which the best rate implies better equipment effectiveness. The aim of this paper was to perform and report a literature review to identify the main losses in wind turbine deployments and to adapt the OEE tool to wind energy assets.

Different from manufacturing industries, wind energy has different causes of losses. Therefore, an extension of the main losses causes was proposed as shown in [Figure 5](#), following the assumptions contained in the flowchart in [Figure 4](#). In addition, some of the benefits of using OEE were discussed in Section 4, including the main aspect, a global assessment of operational losses. Since one decision can affect others, having all causes of losses in one index is a valuable tool for comparison and decision-making.

For future work, it is proposed to quantify losses and estimate OEE from different farms using the consideration of this review, in order to assess and confirm the benefits of this metric, and check if any adjustments are needed. Since wind energy is surrounded by uncertainties, a stochastic approach might be more suitable than deterministic for the quantitative analysis. Another important task is to relate OEE values with cost analysis.

## Disclosure statement

No potential conflict of interest was reported by the author(s).

## Funding

This study was supported by CNPq, Conselho Nacional de Desenvolvimento Científico e Tecnológico – Brasil and Petrobras.

## References

- Al-Ghussain, Loiy, Adnan Darwish Ahmad, Ahmad M. Abubaker, Külli Hovi, Muhammed A. Hassan, and Andres Annuk. 2023. "Techno-Economic Feasibility of Hybrid PV/Wind/Battery/Thermal Storage Trigeneration System: Toward 100% Energy Independency and Green Hydrogen Production." *Energy Reports* 9: 752–772. doi:[10.1016/j.egy.2022.12.034](#).
- Al-Khayat, Mohammad, Majed Al-Rasheedi, Christian A. Gueymard, Sue Ellen Haupt, Branko Kosović, Ayman Al-Qattan, and Jared A. Lee. 2021. "Performance Analysis of a 10-MW Wind Farm in a Hot and Dusty Desert Environment. Part 2: Combined Dust and High-Temperature Effects on the Operation of Wind Turbines." *Sustainable Energy Technologies and Assessments* 47 (February), doi:[10.1016/j.seta.2021.101461](#).
- Al kez, Dlzar, Aoife M. Foley, Neil McIlwaine, D. John Morrow, Barry P. Hayes, M. Alparslan Zehir, Laura Mehigan, Behnaz Papari, Chris S. Edrington, and Mesut Baran. 2020. "A Critical Evaluation of Grid Stability and Codes, Energy Storage and Smart Loads in Power Systems with Wind Generation." *Energy* 205: 117671. doi:[10.1016/j.energy.2020.117671](#).
- Almeida, Andrei O., Marcelo A. Tomim, Pedro M. Almeida, and Pedro G. Barbosa. 2020. "A Control Strategy for an Offshore Wind Farm with the Generating Units Connected in Series with a VSC-HVDC Transmission Link." *Electric Power Systems Research* 180 (May 2019): 106121. doi:[10.1016/j.epsr.2019.106121](#).
- Andersson, C., and M. Bellgran. 2015. "On the Complexity of Using Performance Measures: Enhancing Sustained Production Improvement Capability by Combining OEE and Productivity." *Journal of Manufacturing Systems* 35: The Society of Manufacturing Engineers: 144–154. doi:[10.1016/j.jmsy.2014.12.003](#).
- Apostolos, Fysikopoulos, Papacharalampopoulos Alexios, Pastras Georgios, Stavropoulos Panagiotis, and Chrysosouris George. 2013. "Energy Efficiency of Manufacturing Processes: A Critical Review." *Procedia CIRP* 7: Elsevier B.V.: 628–633. doi:[10.1016/j.procir.2013.06.044](#).
- Arastoopour, Hamid, and Aiden Cohan. 2017. "CFD Simulation of the Effect of Rain on the Performance of Horizontal Wind Turbines." *AIChE Journal* 63 (12): 5375–5383. doi:[10.1002/aic.15928](#).



- Archer, C. L., H. P. Simão, W. Kempton, W. B. Powell, and M. J. Dvorak. 2017. "The Challenge of Integrating Offshore Wind Power in the U.S. Electric Grid. Part I: Wind Forecast Error." *Renewable Energy* 103: 346–360. doi:10.1016/j.renene.2016.11.047.
- Argyle, P., and S. J. Watson. 2017. "Offshore Turbine Wake Power Losses: Is Turbine Separation Significant?" *Energy Procedia* 137 (October): 134–142. doi:10.1016/j.egypro.2017.10.340.
- Asgarpour, M.. 2016. "Assembly, Transportation, Installation and Commissioning of Offshore Wind Farms." In *Offshore Wind Farms*, 527–541. Woodhead Publishing.
- Astolfi, Davide, Francesco Castellani, Alberto Garinei, and Ludovico Terzi. 2015. "Data Mining Techniques for Performance Analysis of Onshore Wind Farms." *Applied Energy* 148 (June): 220–233. doi:10.1016/j.apenergy.2015.03.075.
- Azizi, Amir. 2015. "Evaluation Improvement of Production Productivity Performance Using Statistical Process Control, Overall Equipment Efficiency, and Autonomous Maintenance." *Procedia Manufacturing* 2 (February): 186–190. doi:10.1016/j.promfg.2015.07.032.
- Baboli, Payam Teimourzadeh, Amin Raeiszadeh, Davood Babazadeh, and Jens Meiners. 2020. "Two-Stage Condition-Based Maintenance Model of Wind Turbine: From Diagnosis to Prognosis." 2020 IEEE International Smart Cities Conference, ISC2 2020 423. doi:10.1109/ISC251055.2020.9239029.
- Bantras, T., V. Cuk, J. F. G. Cobben, and W. L. Kling. 2012. "Estimation and Classification of Power Losses Due to Reduced Power Quality." IEEE Power and Energy Society General Meeting, no. 1, IEEE, 1–6. doi:10.1109/PESGM.2012.6344944
- Bardal, Lars Morten, and Lars Roar Sætran. 2017. "Influence of Turbulence Intensity on Wind Turbine Power Curves." *Energy Procedia* 137: 553–558. doi:10.1016/j.egypro.2017.10.384.
- Basu, Biswajit, Andrea Staino, and Malabika Basu. 2014. "Role of Flexible Alternating Current Transmission Systems Devices in Mitigating Grid Fault-Induced Vibration of Wind Turbines." *Wind Energy* 17 (7): 1017–1033. doi:10.1002/we.1616.
- Benzohra, Omar, Sidi Salah Echcharqaouy, Fouzia Fraija, and Denoun Saifaoui. 2020. "Integrating Wind Energy Into the Power Grid: Impact and Solutions." *Materials Today: Proceedings* 30: 987–992. doi:10.1016/j.matpr.2020.04.363.
- Beza, Mebtu, and Massimo Bongiorno. 2019. "Identification of Resonance Interactions in Offshore-Wind Farms Connected to the Main Grid by MMC-Based HVDC System." *International Journal of Electrical Power and Energy Systems* 111 (April): 101–113. doi:10.1016/j.ijepes.2019.04.004.
- Bhardwaj, U., A. P. Teixeira, and C. Guedes Soares. 2019. "Reliability Prediction of an Offshore Wind Turbine Gearbox." *Renewable Energy* 141: 693–706. doi:10.1016/j.renene.2019.03.136.
- Boyd, Gale A., Joseph X. Pang, M. Y. Jaber, S. K. Goyal, M. Imran, Fysikopoulos Apostolos, Papacharalampopoulos Alexios, et al. 2000. "Estimating the Linkage between Energy Efficiency and Productivity." *Sensors (Switzerland)* 28 (19): 143–150. doi:10.1016/j.jipe.2008.05.007.
- Caterino, Mario, Alessandro Greco, Sara D'Ambra, Pasquale Manco, Marcello Fera, Roberto Macchiaroli, and Francesco Caputo. 2020. "Simulation Techniques for Production Lines Performance Control." *Procedia Manufacturing* 42 (2019): 91–96. doi:10.1016/j.promfg.2020.02.027.
- Chang, Yuanhong, Jinglong Chen, Cheng Qu, and Tongyang Pan. 2020. "Intelligent Fault Diagnosis of Wind Turbines via a Deep Learning Network Using Parallel Convolution Layers with Multi-Scale Kernels." *Renewable Energy* 153: 205–213. doi:10.1016/j.renene.2020.02.004.
- Chang, Clifford Choe Wei, Tan Jian Ding, Tan Jian Ping, Mohammadmahdi Ariannejad, Kang Chia Chao, and Siti Balqis Samdin. 2022. "Fault Detection and Anti-Icing Technologies in Wind Energy Conversion Systems: A Review." *Energy Reports* 8: 28–33. doi:10.1016/j.egypr.2022.10.234.
- Chen, Xiao. 2018. "Fracture of Wind Turbine Blades in Operation – Part I: A Comprehensive Forensic Investigation." *Wind Energy* 21 (11): 1046–1063. doi:10.1002/we.2212.
- Chen, Longting, Guanghua Xu, Qing Zhang, and Xun Zhang. 2019. "Learning Deep Representation of Imbalanced SCADA Data for Fault Detection of Wind Turbines." *Measurement: Journal of the International Measurement Confederation* 139: 370–379. doi:10.1016/j.measurement.2019.03.029.
- Ciri, Umberto, Mario A. Rotea, and Stefano Leonardi. 2017. "Model-Free Control of Wind Farms: A Comparative Study Between Individual and Coordinated Extremum Seeking." *Renewable Energy* 113: 1033–1045. doi:10.1016/j.renene.2017.06.065.
- Cullinane, M., F. Judge, M. O'Shea, K. Thandayutham, and J. Murphy. 2022. "Subsea Superconductors: The Future of Offshore Renewable Energy Transmission?" *Renewable and Sustainable Energy Reviews* 156 (December 2021): 111943. doi:10.1016/j.rser.2021.111943.
- Dahbi, Abdeldjalil, Nasreddine Nait-Said, and Mohamed Said Nait-Said. 2016. "A Novel Combined MPPT-Pitch Angle Control for Wide Range Variable Speed Wind Turbine Based on Neural Network." *International Journal of Hydrogen Energy* 41 (22): 9427–9442. doi:10.1016/j.ijhydene.2016.03.105.
- Dai, Juchuan, Tao He, Mimi Li, and Xin Long. 2021. "Performance Study of Multi-Source Driving Yaw System for Aiding Yaw Control of Wind Turbines." *Renewable Energy* 163: 154–171. doi:10.1016/j.renene.2020.08.065.

- Dai, Juchuan, Wenxian Yang, Junwei Cao, Deshun Liu, and Xing Long. 2018. "Ageing Assessment of a Wind Turbine Over Time by Interpreting Wind Farm SCADA Data." *Renewable Energy* 116 (February): 199–208. doi:10.1016/j.renene.2017.03.097.
- Dai, Juchuan, Xin Yang, Wei Hu, Li Wen, and Yayi Tan. 2018. "Effect Investigation of Yaw on Wind Turbine Performance Based on SCADA Data." *Energy* 149: 684–696. doi:10.1016/j.energy.2018.02.059.
- Đaković, Josip, Matej Krpan, Perica Ilak, Tomislav Baškarad, and Igor Kuzle. 2020. "Impact of Wind Capacity Share, Allocation of Inertia and Grid Configuration on Transient RoCoF: The Case of the Croatian Power System." *International Journal of Electrical Power and Energy Systems* 121 (March): 106075. doi:10.1016/j.ijepes.2020.106075.
- Danook, Suad Hassan, Khamis Joir Jassim, and Adnan Mohammed Hussein. 2019. "The Impact of Humidity on Performance of Wind Turbine." *Case Studies in Thermal Engineering* 14 (April): 100456. doi:10.1016/j.csite.2019.100456.
- Da Rosa, William M., Priscila Rossoni, Julio C. Teixeira, and Edmarcio A. Belati. 2016. "Insertion of Wind Generators in Electrical Power Systems Aimed at Active Losses Reduction Using Sensitivity Analysis." *International Journal of Electrical Power and Energy Systems* 80: 306–311. doi:10.1016/j.ijepes.2016.02.002.
- Datta, Ujjwal, Juan Shi, and Akhtar Kalam. 2019. "Primary Frequency Control of a Microgrid with Integrated Dynamic Sectional Droop and Fuzzy Based Pitch Angle Control." *International Journal of Electrical Power and Energy Systems* 111 (April): 248–259. doi:10.1016/j.ijepes.2019.04.001.
- Davison-Kernan, R., X. Liu, S. McLoone, and B. Fox. 2019. "Quantification of Wind Curtailment on a Medium-Sized Power System and Mitigation Using Municipal Water Pumping Load." *Renewable and Sustainable Energy Reviews* 112 (June 2019): 499–507. doi:10.1016/j.rser.2019.06.004.
- Dong, Xinghui, Di Gao, Jia Li, Zhang Jincao, and Kai Zheng. 2020. "Blades Icing Identification Model of Wind Turbines Based on SCADA Data." *Renewable Energy* 162: 575–586. doi:10.1016/j.renene.2020.07.049.
- Dou, Bingzheng, Timing Qu, Liping Lei, and Pan Zeng. 2020. "Optimization of Wind Turbine Yaw Angles in a Wind Farm Using a Three-Dimensional Yawed Wake Model." *Energy* 209: 118415. doi:10.1016/j.energy.2020.118415.
- Duchesne, Laurine, Efthymios Karangelos, Antonio Sutura, and Louis Wehenkel. 2020. "Machine Learning for Ranking Day-Ahead Decisions in the Context of Short-Term Operation Planning." *Electric Power Systems Research* 189 (April): 106548. doi:10.1016/j.epr.2020.106548.
- El-Asha, Said, Lu Zhan, and Giacomo Valerio Iungo. 2017. "Quantification of Power Losses Due to Wind Turbine Wake Interactions Through SCADA, Meteorological and Wind LiDAR Data." *Wind Energy* 20 (11): 1823–1839. doi:10.1002/we.2123.
- Fan, Zhixin, and Caichao Zhu. 2019. "The Optimization and the Application for the Wind Turbine Power-Wind Speed Curve." *Renewable Energy* 140: 52–61. doi:10.1016/j.renene.2019.03.051.
- Fang, Yuan, Lei Duan, Zhaolong Han, Yongsheng Zhao, and He Yang. 2020. "Numerical Analysis of Aerodynamic Performance of a Floating Offshore Wind Turbine Under Pitch Motion." *Energy* 192: 116621. doi:10.1016/j.energy.2019.116621.
- Faulstich, S., B. Hanh, and P. J. Tavner. 2011. "Wind Turbine Downtime and Its Importance for Offshore Deployment." *Wind Energy* 14: 327–337. doi:10.1002/we.421.
- Fischer, Katharina, Francois Besnard, and Lina Bertling. 2012. "Reliability-Centered Maintenance for Wind Turbines Based on Statistical Analysis and Practical Experience." *IEEE Transactions on Energy Conversion* 27 (1): 184–195. doi:10.1109/TEC.2011.2176129.
- Fleming, Paul A., Pieter M.O. Gebrard, Sang Lee, Jan Willem van Wingerden, Kathryn Johnson, Matt Churchfield, John Michalakos, Philippe Spalart, and Patrick Moriarty. 2014. "Evaluating Techniques for Redirecting Turbine Wakes Using SOWFA." *Renewable Energy* 70: 211–218. doi:10.1016/j.renene.2014.02.015.
- Frederik, Joeri A., Bart M. Doekemeijer, Sebastiaan P. Mulders, and Jan Willem van Wingerden. 2020. "The Helix Approach: Using Dynamic Individual Pitch Control to Enhance Wake Mixing in Wind Farms." *Wind Energy* 23 (8): 1739–1751. doi:10.1002/we.2513.
- Fæster, Søren, Nicolai Frost Jensen Johansen, Leon Mishnaevsky, Yukihiro Kusano, Jakob Ilsted Bech, and Martin Bonde Madsen. 2021. "Rain Erosion of Wind Turbine Blades and the Effect of Air Bubbles in the Coatings." *Wind Energy* 24 (10): 1071–1082. doi:10.1002/we.2617.
- Gao, Ju, Bert Sweetman, and Shanran Tang. 2022. "Multiaxial Fatigue Assessment of Floating Offshore Wind Turbine Blades Operating on Compliant Floating Platforms." *Ocean Engineering* 261 (August): 111921. doi:10.1016/j.oceaneng.2022.111921.
- Ge, Simin, Kun Yu, Xingying Chen, Yinchun Liao, Xiaoshu Huang, and Jian Zhao. 2016. "Research on Power Loss Reduction Method Based on Continuous Regulating Features of Energy-Intensive Industrial Loads." 2016 IEEE International Conference on Power System Technology, POWERCON 2016. IEEE, 1–5. doi:10.1109/POWERCON.2016.7753931.
- Gözcü, Ozan, and Mathias Stolpe. 2020. "Representation of Wind Turbine Blade Responses in Power Production Load Cases by Linear Mode Shapes." *Wind Energy* 23 (5): 1317–1330. doi:10.1002/we.2488.
- Gustavsen, Bjorn, and Olve Mo. 2017. "Variable Transmission Voltage for Loss Minimization in Long Offshore Wind Farm AC Export Cables." *IEEE Transactions on Power Delivery* 32 (3): 1422–1431. doi:10.1109/TPWRD.2016.2581879.

- Hahn, Berthold, and Harald Jung. 2006. "Improving Wind Turbines Availability by Reliability Based Maintenance." *DEWEK, Bremen*.
- Hamilton, Sofia D., Dev Millstein, Mark Bolinger, Ryan Wisser, and Seongeun Jeong. 2020. "How Does Wind Project Performance Change with Age in the United States?" *Joule* 4 (5): 1004–1020. doi:10.1016/j.joule.2020.04.005.
- Han, Tian, Lingjie Ding, Dandan Qi, Chao Li, Zhi Fu, and Weidong Chen. 2022. "Compound Faults Diagnosis Method for Wind Turbine Mainshaft Bearing with Teager and Second-Order Stochastic Resonance." *Measurement: Journal of the International Measurement Confederation* 202 (September): 111931. doi:10.1016/j.measurement.2022.111931.
- Helbing, Georg, and Matthias Ritter. 2018. "Deep Learning for Fault Detection in Wind Turbines." *Renewable and Sustainable Energy Reviews* 98 (January): 189–198. doi:10.1016/j.rser.2018.09.012.
- Heng, Zhang, Li Aiping, Xu Liyun, and Giovanni Moroni. 2019. "Automatic Estimate of OEE Considering Uncertainty." *Procedia CIRP* 81: 630–635. doi:10.1016/j.procir.2019.03.167.
- Horn, Jan Tore, Jørgen R. Krokstad, and Bernt J. Leira. 2019. "Impact of Model Uncertainties on the Fatigue Reliability of Offshore Wind Turbines." *Marine Structures* 64 (June 2018): 174–185. doi:10.1016/j.marstruc.2018.11.004.
- Howland, Michael F., Sanjiva K. Lele, and John O. Dabiri. 2019. "Wind Farm Power Optimization Through Wake Steering." *Proceedings of the National Academy of Sciences of the United States of America* 116 (29): 14495–14500. doi:10.1073/pnas.1903680116.
- Ioannou, Anastasia, Andrew Angus, and Feargal Brennan. 2018a. "A Lifecycle Techno-Economic Model of Offshore Wind Energy for Different Entry and Exit Instances." *Applied Energy* 221 (April): 406–424. doi:10.1016/j.apenergy.2018.03.143.
- Ioannou, Anastasia, Andrew Angus, and Feargal Brennan. 2018b. "Parametric CAPEX, OPEX, and LCOE Expressions for Offshore Wind Farms Based on Global Deployment Parameters." *Energy Sources, Part B: Economics, Planning and Policy* 13 (5): 281–290. doi:10.1080/15567249.2018.1461150.
- Ioannou, Anastasia, Andrew Angus, and Feargal Brennan. 2019. "Informing Parametric Risk Control Policies for Operational Uncertainties of Offshore Wind Energy Assets." *Ocean Engineering* 177 (February): 1–11. doi:10.1016/j.oceaneng.2019.02.058.
- Ioannou, Anastasia, Andrew Angus, and Feargal Brennan. 2020. "Stochastic Financial Appraisal of Offshore Wind Farms." *Renewable Energy* 145: 1176–1191. doi:10.1016/j.renene.2019.06.111.
- Izquierdo, J., A. Crespo Márquez, J. Uribetxebarria, and A. Erguido. 2020. "On the Importance of Assessing the Operational Context Impact on Maintenance Management for Life Cycle Cost of Wind Energy Projects." *Renewable Energy* 153: 1100–1110. doi:10.1016/j.renene.2020.02.048.
- Jadali, A. M., A. Ioannou, K. Salonitis, and A. Kolios. February 2021. "Decommissioning vs. Repowering of Offshore Wind Farms – A Techno-Economic Assessment." *International Journal of Advanced Manufacturing Technology/Open Access* 112 (9–10): 2519–2532. doi:10.1007/s00170-020-06349-9
- Jiang, Zhiyu, Madjid Karimirad, and Torgeir Moan. 2014. "Dynamic Response Analysis of Wind Turbines Under Blade Pitch System Fault, Grid Loss, and Shutdown Events." *Wind Energy* 17: 1385–1409. doi:10.1002/we.1639.
- Jiang, Qin, Baohong Li, and Tianqi Liu. 2022. "Tech-Economic Assessment of Power Transmission Options for Large-Scale Offshore Wind Farms in China." *Processes* 10 (5), doi:10.3390/pr10050979.
- Jin, Rongsen, Peng Hou, Guangya Yang, Yuanhang Qi, Cong Chen, and Zhe Chen. 2019. "Cable Routing Optimization for Offshore Wind Power Plants via Wind Scenarios Considering Power Loss Cost Model." *Applied Energy* 254 (August): 113719. doi:10.1016/j.apenergy.2019.113719.
- Jorgensen, Jennie, Trieu Mai, and Greg Brinkman. 2017. "Reducing Wind Curtailment Through Transmission Expansion in a Wind Vision Future," no. January: 38. <https://www.nrel.gov/docs/fy17osti/67240.pdf>.
- Kanev, Stoyan. 2020. "Dynamic Wake Steering and Its Impact on Wind Farm Power Production and Yaw Actuator Duty." *Renewable Energy* 146: 9–15. doi:10.1016/j.renene.2019.06.122.
- Kang, Jichuan, Liping Sun, and C. Guedes Soares. 2019. "Fault Tree Analysis of Floating Offshore Wind Turbines." *Renewable Energy* 133: 1455–1467. doi:10.1016/j.renene.2018.08.097.
- Karakasis, Nektarios, Evangelos Tsioumas, Nikolaos Jabbour, Ali M. Bazzi, and Christos Mademlis. 2018. "Optimal Efficiency Control in a Wind System with Doubly Fed Induction Generator." *IEEE Transactions on Power Electronics* 34 (1): 356–368. doi:10.1109/TPEL.2018.2823481.
- Karimian Aliabadi, Saeed, and Sepehr Rasekh. 2020. "Effect of Platform Disturbance on the Performance of Offshore Wind Turbine Under Pitch Control." *Wind Energy* 23 (5): 1210–1230. doi:10.1002/we.2482.
- Kealy, Tony. 2023. "The Need for Energy Storage on Renewable Energy Generator Outputs to Lessen the Geeth Effect, i.e. Short-Term Variations Mainly Associated with Wind Turbine Active Power Output." *Energy Reports* 9: 1018–1028. doi:10.1016/j.egy.2022.12.040.
- Kheirabadi, Ali C., and Ryoza Nagamune. 2019. "A Quantitative Review of Wind Farm Control with the Objective of Wind Farm Power Maximization." *Journal of Wind Engineering and Industrial Aerodynamics* 192 (May): 45–73. doi:10.1016/j.jweia.2019.06.015.

- Kiviluoma, Juha, Hannele Holttinen, David Weir, Richard Scharff, Lennart Söder, Nickie Menemenlis, Nicolaos A. Cutululis, et al. 2016. "Variability in Large-Scale Wind Power Generation." *Wind Energy* 19 (9): 1649–1665. doi:10.1002/we.1942.
- Kolios, Athanasios, Julia Walgern, Sofia Koukoura, Ravi Pandit, and Juan Chiachio-Ruano. 2019. "Open O&M: Robust O&M Open Access Tool for Improving Operation and Maintenance of Offshore Wind Turbines." Proceedings of the 29th European Safety and Reliability Conference (ESREL 2019), 452–459. doi:10.3850/981-973-0000-00-0.
- Koltsidopoulos Papatzimos, Alexios, Philipp R. Thies, and Tariq Dawood. 2019. "Offshore Wind Turbine Fault Alarm Prediction." *Wind Energy* 22 (12): 1779–1788. doi:10.1002/we.2402.
- Kragh, Knud A., and Morten H. Hansen. 2015. "Potential of Power Gain with Improved Yaw Alignment." *Wind Energy* 18: 979–989. doi:10.1002/we.1739.
- Kress, C., N. Chokani, and R. S. Abhari. 2015. "Downwind Wind Turbine Yaw Stability and Performance." *Renewable Energy* 83: 1157–1165. doi:10.1016/j.renene.2015.05.040.
- Lee, Jaejoon, Eunkuk Son, Byungho Hwang, and Soogab Lee. 2013. "Blade Pitch Angle Control for Aerodynamic Performance Optimization of a Wind Farm." *Renewable Energy* 54: 124–130. doi:10.1016/j.renene.2012.08.048.
- Leimeister, Mareike, and Athanasios Kolios. 2018. "A Review of Reliability-Based Methods for Risk Analysis and Their Application in the Offshore Wind Industry." *Renewable and Sustainable Energy Reviews* 91 (April): 1065–1076. doi:10.1016/j.rser.2018.04.004.
- Li, He, Cheng Geng Huang, and C. Guedes Soares. 2022. "A Real-Time Inspection and Opportunistic Maintenance Strategies for Floating Offshore Wind Turbines." *Ocean Engineering* 256 (April), doi:10.1016/j.oceaneng.2022.111433.
- Li, Xiaodong, Djamila Ouelhadj, Xiang Song, Dylan Jones, Graham Wall, Kerry E. Howell, Paul Igwe, Simon Martin, Dongping Song, and Emmanuel Pertin. 2016. "A Decision Support System for Strategic Maintenance Planning in Offshore Wind Farms." *Renewable Energy* 99: 784–799. doi:10.1016/j.renene.2016.07.037.
- Li, He, Angelo P. Teixeira, and C. Guedes Soares. 2020. "A Two-Stage Failure Mode and Effect Analysis of Offshore Wind Turbines." *Renewable Energy* 162: 1438–1461. doi:10.1016/j.renene.2020.08.001.
- Li, Rui, Lujie Yu, and Lie Xu. 2018. "Operation of Offshore Wind Farms Connected with DRU-HVDC Transmission Systems with Special Consideration of Faults." *Global Energy Interconnection* 1 (5): 608–617. doi:10.14171/j.2096-5117.gei.2018.05.010.
- Li, Xiuhe, Caichao Zhu, Zhixin Fan, Xu Chen, and Jianjun Tan. 2020. "Effects of the Yaw Error and the Wind-Wave Misalignment on the Dynamic Characteristics of the Floating Offshore Wind Turbine." *Ocean Engineering* 199 (February 2019): 106960. doi:10.1016/j.oceaneng.2020.106960.
- Liang, Jinping, Ke Zhang, Ahmed Al-Durra, S. M. Mueeen, and Daming Zhou. 2022. "A State-of-the-Art Review on Wind Power Converter Fault Diagnosis." *Energy Reports* 8: 5341–5369. doi:10.1016/j.egy.2022.03.178.
- Liao, Hao, Weihao Hu, Xiawei Wu, Ni Wang, Zhou Liu, Qi Huang, Cong Chen, and Zhe Chen. 2020. "Active Power Dispatch Optimization for Offshore Wind Farms Considering Fatigue Distribution." *Renewable Energy* 151: 1173–1185. doi:10.1016/j.renene.2019.11.132.
- Lin, Zi, Xiaolei Liu, and Maurizio Collu. 2020. "Wind Power Prediction Based on High-Frequency SCADA Data Along with Isolation Forest and Deep Learning Neural Networks." *International Journal of Electrical Power and Energy Systems* 118 (November 2019): 105835. doi:10.1016/j.ijepes.2020.105835.
- Liu, Yue, and Long Zhang. 2022. "Data-Driven Fault Identification of Ageing Wind Turbine\*." 2022 13th UKACC International Conference on Control, CONTROL 2022. IEEE, 183–188. doi:10.1109/Control55989.2022.9781452.
- Lopez, Javier Contreras, and Athanasios Kolios. 2022. "Risk-based maintenance strategy selection for wind turbine composite blades." *Energy Reports* 8: 5541–5561. <http://dx.doi.org/10.1016/j.egy.2022.04.027>.
- Luengo, Maria Martinez, and Athanasios Kolios. 2015. "Failure Mode Identification and End of Life Scenarios of Offshore Wind Turbines: A Review." *Energies* 8 (8): 8339–8354. doi:10.3390/en8088339.
- Luo, Kui, Wenhui Shi, and Weisheng Wang. 2020. "Extreme Scenario Extraction of a Grid with Large Scale Wind Power Integration by Combined Entropy-Weighted Clustering Method." *Global Energy Interconnection* 3 (2): 140–148. doi:10.1016/j.gloi.2020.05.006.
- Mahela, Om Prakash, Baseem Khan, Hassan Haes Alhelou, and Sudeep Tanwar. 2020. "Assessment of Power Quality in the Utility Grid Integrated with Wind Energy Generation." *IET Power Electronics* 13 (13): 2917–2925. doi:10.1049/iet-pel.2019.1351.
- Makhloufi, Saida, Saheb Djohra Koussa, and Gobind Gopalakrishna Pillai. 2017. "Cuckoo Search Algorithm for Integration Wind Power Generation to Meet Load Demand Growth." Conference Proceedings – 2017 17th IEEE International Conference on Environment and Electrical Engineering and 2017 1st IEEE Industrial and Commercial Power Systems Europe, IEEEIC / I and CPS Europe 2017. IEEE, 1–6. doi:10.1109/IEEEIC.2017.7977396.
- Margaris, Ioannis D., Anca D. Hansen, Nicolaos A. Cutululis, Poul Sørensen, and Nikos D. Hatzigiargyriou. 2011. "Impact of Wind Power in Autonomous Power Systems-Power Fluctuations-Modelling and Control Issues." *Wind Energy* 14 (1): 133–153. doi:10.1002/we.417.



- Martin, Nadine, Corinne Mailhes, and Xavier Laval. 2021. "Automated Machine Health Monitoring at an Expert Level." *Acoustics Australia* 49 (2): 185–197. doi:[10.1007/s40857-021-00227-4](https://doi.org/10.1007/s40857-021-00227-4).
- Martin-Martínez, Sergio, Emilio Gómez-Lázaro, Antonio Viguera-Rodríguez, Juan Alvaro Fuentes-Moreno, and Angel Molina-García. 2013. "Analysis of Positive Ramp Limitation Control Strategies for Reducing Wind Power Fluctuations." *IET Renewable Power Generation* 7 (6): 593–602. doi:[10.1049/iet-rpg.2012.0188](https://doi.org/10.1049/iet-rpg.2012.0188).
- Mc Garrigle, E. V., J. P. Deane, and P. G. Leahy. 2013. "How Much Wind Energy Will Be Curtailed on the 2020 Irish Power System?" *Renewable Energy* 55 (2013): 544–553. doi:[10.1016/j.renene.2013.01.013](https://doi.org/10.1016/j.renene.2013.01.013).
- McMorland, Jade, Callum Flannigan, James Carroll, Maurizio Collu, David McMillan, William Leithead, and Andrea Coraddu. 2022. "A Review of Operations and Maintenance Modelling with Considerations for Novel Wind Turbine Concepts." *Renewable and Sustainable Energy Reviews* 165 (April): 112581. doi:[10.1016/j.rser.2022.112581](https://doi.org/10.1016/j.rser.2022.112581).
- Mentes, Ayhan, and Osman Turan. 2019. "A New Resilient Risk Management Model for Offshore Wind Turbine Maintenance." *Safety Science* 119 (June 2018): 360–374. doi:[10.1016/j.ssci.2018.06.022](https://doi.org/10.1016/j.ssci.2018.06.022).
- Mirzaei, Mahmood, Carlo Tibaldi, and Morten H. Hansen. 2016. "PI Controller Design of a Wind Turbine: Evaluation of the Pole-Placement Method and Tuning Using Constrained Optimization." *Journal of Physics: Conference Series* 753 (5), doi:[10.1088/1742-6596/753/5/052026](https://doi.org/10.1088/1742-6596/753/5/052026).
- Mohammadi, Ebrahim, Roohollah Fadaeinedjad, and Hamid Reza Naji. 2018. "Flicker Emission, Voltage Fluctuations, and Mechanical Loads for Small-Scale Stall- and Yaw-Controlled Wind Turbines." *Energy Conversion and Management* 165 (April): 567–577. doi:[10.1016/j.enconman.2018.03.094](https://doi.org/10.1016/j.enconman.2018.03.094).
- Mora, Esteve Borrás, James Spelling, and Adriaan H. Van Der Weijde. 2019. "How Does Risk Aversion Shape Overplanting in the Design of Offshore Wind Farms?" *Journal of Physics: Conference Series* 1356 (1), doi:[10.1088/1742-6596/1356/1/012026](https://doi.org/10.1088/1742-6596/1356/1/012026).
- Namik, H., and K. Stol. 2010. "Individual Blade Pitch Control of Floating Offshore Wind Turbines." *Wind Energy* 13 (1): 74–85. doi:[10.1002/we.332](https://doi.org/10.1002/we.332).
- Nghiem, Aloys, and Iván Pineda. 2017. "Wind Energy in Europe: Scenarios for 2030." *Wind Europe*, September, 32.
- Nguyen, Thi Anh Tuyet, and Shuo-Yan Chou. 2018. "Maintenance Strategy Selection for Improving Cost-Effectiveness of Offshore Wind Systems." *Energy Conversion and Management* 157: 86–95. doi:[10.1016/j.enconman.2017.11.090](https://doi.org/10.1016/j.enconman.2017.11.090).
- Nguyen, Thi Anh Tuyet, and Shuo Yan Chou. 2019. "Improved Maintenance Optimization of Offshore Wind Systems Considering Effects of Government Subsidies, Lost Production and Discounted Cost Model." *Energy* 187: 115909. doi:[10.1016/j.energy.2019.115909](https://doi.org/10.1016/j.energy.2019.115909).
- Nguyen, Thi Anh Tuyet, Shuo Yan Chou, and Tiffany Hui Kuang Yu. 2022. "Developing an Exhaustive Optimal Maintenance Schedule for Offshore Wind Turbines Based on Risk-Assessment, Technical Factors and Cost-Effective Evaluation." *Energy* 249: 123613. doi:[10.1016/j.energy.2022.123613](https://doi.org/10.1016/j.energy.2022.123613).
- Nobela, Osborne N., Ramesh C. Bansal, and Jackson J. Justo. 2019. "A Review of Power Quality Compatibility of Wind Energy Conversion Systems with the South African Utility Grid." *Renewable Energy Focus* 31 (December): 63–72. doi:[10.1016/j.ref.2019.10.001](https://doi.org/10.1016/j.ref.2019.10.001).
- Nycander, Elis, Lennart Söder, Jon Olsson, and Robert Eriksson. 2020. "Curtailement Analysis for the Nordic Power System Considering Transmission Capacity, Inertia Limits and Generation Flexibility." *Renewable Energy* 152: 942–960. doi:[10.1016/j.renene.2020.01.059](https://doi.org/10.1016/j.renene.2020.01.059).
- O'Neil, R., A. Khatib, C. Diallo, and U. Venkatadri. 2023. "Optimal Joint Maintenance and Orienteering Strategy for Complex Mission-Oriented Systems: A Case Study in Offshore Wind Energy." *Computers and Operations Research* 149 (December 2021): 106020. doi:[10.1016/j.cor.2022.106020](https://doi.org/10.1016/j.cor.2022.106020).
- Paiva, L. T., C. Veiga Rodrigues, and J. M. L. M. Palma. 2014. "Determining Wind Turbine Power Curves Based on Operating Conditions." *Wind Energy* 17 (10): 1563–1575. doi:[10.1002/we.1651](https://doi.org/10.1002/we.1651).
- Pandit, Ravi Kumar, David Infield, and James Carroll. 2019. "Incorporating Air Density Into a Gaussian Process Wind Turbine Power Curve Model for Improving Fitting Accuracy." *Wind Energy* 22 (2): 302–315. doi:[10.1002/we.2285](https://doi.org/10.1002/we.2285).
- Pandit, Ravi Kumar, David Infield, and Athanasios Kolios. 2019. "Comparison of Advanced Non-Parametric Models for Wind Turbine Power Curves." *IET Renewable Power Generation* 13 (9): 1503–1510. doi:[10.1049/iet-rpg.2018.5728](https://doi.org/10.1049/iet-rpg.2018.5728).
- Pandit, Ravi Kumar, David Infield, and Athanasios Kolios. 2020. "Gaussian Process Power Curve Models Incorporating Wind Turbine Operational Variables." *Energy Reports* 6: 1658–1669. doi:[10.1016/j.egyr.2020.06.018](https://doi.org/10.1016/j.egyr.2020.06.018).
- Pandit, Ravi Kumar, Athanasios Kolios, and David Infield. 2020. "Data-driven weather forecasting models performance comparison for improving offshore wind turbine availability and maintenance." *IET Renewable Power Generation* 14 (13): 2386–2394. [http://dx.doi.org/10.1049/rpg2.v14.i13](https://doi.org/10.1049/rpg2.v14.i13).
- Papacharalampopoulos, Alexios, Konstantinos Tzimanis, Kyriakos Sabatakakis, and Panagiotis Stavropoulos. 2020. "Deep Quality Assessment of a Solar Reflector Based on Synthetic Data: Detecting Surficial Defects from Manufacturing and Use Phase." *Sensors (Switzerland)* 20 (19): 1–14. doi:[10.3390/s20195481](https://doi.org/10.3390/s20195481).

- Park, Jinkyoo, and Kincho H. Law. 2016. "A Data-Driven, Cooperative Wind Farm Control to Maximize the Total Power Production." *Applied Energy* 165: 151–165. doi:10.1016/j.apenergy.2015.11.064.
- Pérez-Rúa, Juan Andrés, Kaushik Das, and Nicolaos A. Cutululis. 2019. "Optimum Sizing of Offshore Wind Farm Export Cables." *International Journal of Electrical Power and Energy Systems* 113 (May): 982–990. doi:10.1016/j.ijepes.2019.06.026.
- Pieralli, Simone, Matthias Ritter, and Martin Odening. 2015. "Efficiency of Wind Power Production and Its Determinants." *Energy* 90: 429–438. doi:10.1016/j.energy.2015.07.055.
- Prasad, Sheetla, Shubhi Purwar, and Nand Kishor. 2019. "Non-Linear Sliding Mode Control for Frequency Regulation with Variable-Speed Wind Turbine Systems." *International Journal of Electrical Power and Energy Systems* 107 (June 2018): 19–33. doi:10.1016/j.ijepes.2018.11.005.
- Probst, Oliver. 2020. "A New Strategy for Short-Term Ramp Rate Control in Wind Farms." *International Journal of Electrical Power and Energy Systems* 120 (March): 105969. doi:10.1016/j.ijepes.2020.105969.
- Pryor, Sara C., Rebecca J. Barthelmie, and Tristan J. Shepherd. 2021. "Wind Power Production from Very Large Offshore Wind Farms." *Joule* 5 (10): 2663–2686. doi:10.1016/j.joule.2021.09.002.
- Rajgor, Gail. 2012. "O&M Under Control?" *Renewable Energy Focus* 13 (2): 42–46. doi:10.1016/S1755-0084(12)70040-6.
- Reder, Maik, Nurseda Y. Yürüşen, and Julio J. Melero. 2018. "Data-Driven Learning Framework for Associating Weather Conditions and Wind Turbine Failures." *Reliability Engineering and System Safety* 169 (January 2017): 554–569. doi:10.1016/j.res.2017.10.004.
- Rentschler, Manuel U.T., Frank Adam, and Paulo Chainho. 2019. "Design Optimization of Dynamic Inter-Array Cable Systems for Floating Offshore Wind Turbines." *Renewable and Sustainable Energy Reviews* 111 (April): 622–635. doi:10.1016/j.rser.2019.05.024.
- Rona, Berk, and Önder Güler. 2015. "Power System Integration of Wind Farms and Analysis of Grid Code Requirements." *Renewable and Sustainable Energy Reviews* 49: 100–107. doi:10.1016/j.rser.2015.04.085.
- Sa'ad, Aisha, Aimé C. Nyongue, and Zied Hajej. 2022. "An Integrated Maintenance and Power Generation Forecast by ANN Approach Based on Availability Maximization of a Wind Farm." *Energy Reports* 8 (May): 282–301. doi:10.1016/j.egyr.2022.06.120.
- Saint-Drenan, Yves Marie, Romain Besseau, Malte Jansen, Iain Staffell, Alberto Troccoli, Laurent Dubus, Johannes Schmidt, Katharina Gruber, Sofia G. Simões, and Siegfried Heier. 2020. "A Parametric Model for Wind Turbine Power Curves Incorporating Environmental Conditions." *Renewable Energy* 157: 754–768. doi:10.1016/j.renene.2020.04.123.
- Sáiz-Marín, Elena, Enrique Lobato, and Ignacio Egidio. 2018. "New Challenges to Wind Energy Voltage Control. Survey of Recent Practice and Literature Review." *IET Renewable Power Generation* 12 (3): 267–278. doi:10.1049/iet-rpg.2017.0065.
- Sáiz-Marín, E., E. Lobato, I. Egidio, and L. Rouco. 2015. "Economic Assessment of Voltage and Reactive Power Control Provision by Wind Farms." *Wind Energy* 18 (5): 851–864. doi:10.1002/we.1734.
- Sakurai, Michiharu. 1997. *Gerenciamento Integrado de Custos*. Edited by Adalberto Ferreira das Neves. São Paulo: Atlas.
- Salameh, M. K., and M. Y. Jaber. 2000. "Economic Production Quantity Model for Items with Imperfect Quality." *International Journal of Production Economics* 64 (1–3): 59–64. doi:10.1016/S0925-5273(99)00044-4.
- Santelo, Thiago Naufal, Carlos Matheus R. de Oliveira, Carlos Dias Maciel, and José Roberto B. José Roberto. 2021. "Wind Turbine Failures Review and Trends." *Journal of Control, Automation and Electrical Systems*. doi:10.1007/s40313-021-00789-8.
- Sareen, Agrim, Chinmay A. Sapre, and Michael S. Selig. 2014. "Effects of Leading Edge Erosion on Wind Turbine Blade Performance." *Wind Energy* 17 (10): 1531–1542. doi:10.1002/we.1649.
- Sathler, Kelvin Palhares Bastos. 2013. "Análise Do Custo de Ciclo de Vida de Parques Eólicos Análise Do Custo de Ciclo de Vida de Parques Eólicos." CEFET/MG.
- Sathler, Kelvin Palhares Bastos, and Athanasios Kolios. 2022. "The Use of Machine Learning and Performance Concept to Monitor and Predict Wind Power Output." International Conference on Electrical, Computer, and Energy Technologies, ICECET 2022. June, 20–22. doi:10.1109/ICECET55527.2022.9873076.
- Sathler, Kelvin P. B., Athanasios Kolios, Shaikha Al-Sanad, and Jafarali Parol. 2020. "Application of the Overall Equipment Effectiveness Concept in Wind Energy Assets." In 30th European Safety and Reliability Conference and the 15th Probabilistic Safety Assessment and Management Conference. doi:10.3850/978-981-14-8593-0.
- Scher, Sebastian, and Jennie Molinder. 2019. "Machine Learning-Based Prediction of Icing-Related Wind Power Production Loss." *IEEE Access* 7: 129421–129429. doi:10.1109/ACCESS.2019.2939657.
- Scheu, M. N., A. Kolios, T. Fischer, and F. Brennan. 2017. "Influence of Statistical Uncertainty of Component Reliability Estimations on Offshore Wind Farm Availability." *Reliability Engineering and System Safety* 168, doi:10.1016/j.res.2017.05.021.
- Scheu, Matti Niclas, Lorena Tremps, Ursula Smolka, Athanasios Kolios, and Feargal Brennan. 2019. "A Systematic Failure Mode Effects and Criticality Analysis for Offshore Wind Turbine Systems Towards Integrated Condition Based Maintenance Strategies." *Ocean Engineering* 176 (October 2018): 118–133. doi:10.1016/j.oceaneng.2019.02.048.

- Shafiee, Mahmood. 2015. "Maintenance Logistics Organization for Offshore Wind Energy: Current Progress and Future Perspectives." *Renewable Energy* 77 (1): 182–193. doi:10.1016/j.renene.2014.11.045.
- Shahbazi, Mahmoud, Philippe Poure, and Shahrokh Saadate. 2018. "Real-Time Power Switch Fault Diagnosis and Fault-Tolerant Operation in a DFIG-Based Wind Energy System." *Renewable Energy* 116 (February): 209–218. doi:10.1016/j.renene.2017.02.066.
- Shen, Zhiwei, and Matthias Ritter. 2016. "Forecasting Volatility of Wind Power Production." *Applied Energy* 176: 295–308. doi:10.1016/j.apenergy.2016.05.071.
- Shu, Tong, Dongran Song, and Young Hoon Joo. 2022. "Decentralised Optimisation for Large Offshore Wind Farms Using a Sparsified Wake Directed Graph." *Applied Energy* 306 (PA): 117986. doi:10.1016/j.apenergy.2021.117986.
- Simão, H. P., W. B. Powell, C. L. Archer, and W. Kempton. 2017. "The Challenge of Integrating Offshore Wind Power in the U.S. Electric Grid. Part II: Simulation of Electricity Market Operations." *Renewable Energy* 103: 418–431. doi:10.1016/j.renene.2016.11.049.
- Soroudi, Alireza, Abbas Rabiee, and Andrew Keane. 2017. "Distribution Networks' Energy Losses Versus Hosting Capacity of Wind Power in the Presence of Demand Flexibility." *Renewable Energy* 102: 316–325. doi:10.1016/j.renene.2016.10.051.
- Sowa, Igor, José Luis Domínguez-García, and Oriol Gomis-Bellmunt. 2019. "Impedance-Based Analysis of Harmonic Resonances in HVDC Connected Offshore Wind Power Plants." *Electric Power Systems Research* 166 (April 2018): 61–72. doi:10.1016/j.epsr.2018.10.003.
- Sridhar, Banothu, and Ashwani Kumar. 2019. "Loss Reduction in Distribution System with DSTATCOM and Wind Energy Considering Uncertainty." 2019 IEEE 1st International Conference on Energy, Systems and Information Processing, ICESIP 2019. IEEE, 1–6. doi:10.1109/ICESIP46348.2019.8938222.
- Staffell, Iain, and Richard Green. 2014. "How Does Wind Farm Performance Decline with Age?" *Renewable Energy* 66: 775–786. doi:10.1016/j.renene.2013.10.041.
- Stamatis, D. H. 2017. "The OEE Primer: Understanding Overall Equipment Effectiveness, Reliability, and Maintainability." The Oee Primer: Understanding Overall Equipment Effectiveness, Reliability, and Maintainability. doi:10.1201/EBK1439814062.
- Stavropoulos, Panagiotis, Alexios Papacharalampopoulos, John Stavridis, and Kyriakos Sampatakakis. 2020. "A Three-Stage Quality Diagnosis Platform for Laser-Based Manufacturing Processes." *International Journal of Advanced Manufacturing Technology* 110 (11–12): 2991–3003. doi:10.1007/s00170-020-05981-9.
- Stewart, Gordon M., and Matthew A. Lackner. 2014. "The Impact of Passive Tuned Mass Dampers and Wind-Wave Misalignment on Offshore Wind Turbine Loads." *Engineering Structures* 73: 54–61. doi:10.1016/j.engstruct.2014.04.045.
- Stoyanov, D. B., and J. D. Nixon. 2020. "Alternative Operational Strategies for Wind Turbines in Cold Climates." *Renewable Energy* 145: 2694–2706. doi:10.1016/j.renene.2019.08.023.
- Sultana, Beenish, M. W. Mustafa, U. Sultana, and Abdul Rauf Bhatti. 2016. "Review on Reliability Improvement and Power Loss Reduction in Distribution System via Network Reconfiguration." *Renewable and Sustainable Energy Reviews* 66: 297–310. doi:10.1016/j.rser.2016.08.011.
- Swenson, Lauren, Linyue Gao, Jiarong Hong, and Lian Shen. 2022. "An Efficacious Model for Predicting Icing-Induced Energy Loss for Wind Turbines." *Applied Energy* 305 (April 2021): 117809. doi:10.1016/j.apenergy.2021.117809.
- Tavner, P. J., D. M. Greenwood, M. W. G. Whittle, R. Gindele, S. Faulstich, and B. Hanh. 2013. "Study of Weather and Location Effects on Wind Turbine Failure Rates." *Wind Energy* 16: 175–187. doi:10.1002/we.538.
- Tharakan, Athul Thomas, and B. K. Panigrahi. 2017. "A Dynamic Programming Based Energy Management Algorithm for Loss Reduction in Wind Farm Systems with Storage." IEEE International Conference on Power Electronics, Drives and Energy Systems, PEDES 2016 2016-Janua. IEEE: 1–6. doi:10.1109/PEDES.2016.7914319.
- Tian, Linlin, Yilei Song, Ning Zhao, Wenzhong Shen, Tongguang Wang, and Chunling Zhu. 2020. "Numerical Investigations into the Idealized Diurnal Cycle of Atmospheric Boundary Layer and Its Impact on Wind Turbine's Power Performance." *Renewable Energy* 145: 419–427. doi:10.1016/j.renene.2019.05.038.
- Topham, Eva, David McMillan, Stuart Bradley, and Edward Hart. 2019. "Recycling Offshore Wind Farms at Decommissioning Stage." *Energy Policy* 129 (March): 698–709. doi:10.1016/j.enpol.2019.01.072.
- Tusar, Md Imran Hasan, and Bhaba R. Sarker. 2021. "Maintenance Cost Minimization Models for Offshore Wind Farms: A Systematic and Critical Review." *International Journal of Energy Research*. October: 1–27. doi:10.1002/er.7425.
- van Dijk, Mike T., Jan Willem van Wingerden, Turaj Ashuri, and Yaoyu Li. 2017. "Wind Farm Multi-Objective Wake Redirection for Optimizing Power Production and Loads." *Energy* 121: 561–569. doi:10.1016/j.energy.2017.01.051.
- Wang, Ni, Jian Li, Weihao Hu, Baohua Zhang, Qi Huang, and Zhe Chen. 2019. "Optimal Reactive Power Dispatch of a Full-Scale Converter Based Wind Farm Considering Loss Minimization." *Renewable Energy* 139: 292–301. doi:10.1016/j.renene.2019.02.037.
- Wang, Xiaonan, Lanyu Li, Ahmet Palazoglu, Nael H. El-Farra, and Nilay Shah. 2018. "Optimization and Control of Offshore Wind Systems with Energy Storage." *Energy Conversion and Management* 173 (April): 426–437. doi:10.1016/j.enconman.2018.07.079.
- Wang, Xiaodong, Yingwei Wang, and Yingming Liu. 2020. "Dynamic Load Frequency Control for High-Penetration Wind Power Considering Wind Turbine Fatigue Load." *International Journal of Electrical Power and Energy Systems* 117 (October 2019): 105696. doi:10.1016/j.ijepes.2019.105696.

- Wen, Binrong, Xingjian Dong, Xinliang Tian, Zhike Peng, Wenming Zhang, and Kexiang Wei. 2018. "The Power Performance of an Offshore Floating Wind Turbine in Platform Pitching Motion." *Energy* 154: 508–521. doi:10.1016/j.energy.2018.04.140.
- Wimalaratna, Yuhani Pamodha, Hadi Nabipour Afrouzi, Kamyar Mehranzamir, Md Bazlul Mobin Siddique, San Chuin Liew, and Jubaer Ahmed. 2022. "Analysing Wind Power Penetration in Hybrid Energy Systems Based on Techno-Economic Assessments." *Sustainable Energy Technologies and Assessments* 53 (PB): 102538. doi:10.1016/j.seta.2022.102538.
- WindEurope. 2020. *Wind Energy in Europe in 2019*, Brussels, Belgium. windeurope.org.
- Wright, Andrew K., and D. H. Wood. 2004. "The Starting and Low Wind Speed Behaviour of a Small Horizontal Axis Wind Turbine." *Journal of Wind Engineering and Industrial Aerodynamics* 92 (14–15): 1265–1279. doi:10.1016/j.jweia.2004.08.003.
- Yan, Chi, Yang Pan, and Cristina L. Archer. 2019. "A General Method to Estimate Wind Farm Power Using Artificial Neural Networks." *Wind Energy* 22 (11): 1421–1432. doi:10.1002/we.2379.
- Yang, W. 2016. *Condition Monitoring of Offshore Wind Turbines. Offshore Wind Farms: Technologies, Design and Operation*. Elsevier Ltd. doi:10.1016/B978-0-08-100779-2.00018-0.
- Yang, Li, Rui Peng, Gaoyang Li, and Chi Guhn Lee. 2020. "Operations Management of Wind Farms Integrating Multiple Impacts of Wind Conditions and Resource Constraints." *Energy Conversion and Management* 205 (May 2019): 112162. doi:10.1016/j.enconman.2019.112162.
- Yang, Yihang, Donghai Zhu, Xudong Zou, Yongning Chi, and Yong Kang. 2022. "Power Compensation Control for DFIG-Based Wind Turbines to Enhance Synchronization Stability During Severe Grid Faults." *IEEE Transactions on Power Electronics* 37 (9): 10139–10143. doi:10.1109/TPEL.2022.3168883.
- Yesilbudak, Mehmet, Seref Sagiroglu, and Ilhami Colak. 2015. "A Novel Intelligent Approach for Yaw Position Forecasting in Wind Energy Systems." *International Journal of Electrical Power and Energy Systems* 69: 406–413. doi:10.1016/j.ijepes.2015.01.030.
- Yin, Xiuxing, Xiaowei Zhao, Jin Lin, and Aris Karcianas. 2020. "Reliability Aware Multi-Objective Predictive Control for Wind Farm Based on Machine Learning and Heuristic Optimizations." *Energy* 202: 117739. doi:10.1016/j.energy.2020.117739.
- Yirtici, Ozcan, Serkan Ozgen, and Ismail H. Tuncer. 2019. "Predictions of Ice Formations on Wind Turbine Blades and Power Production Losses Due to Icing." *Wind Energy* 22 (7): 945–958. doi:10.1002/we.2333.
- Yoo, Yeuntae, Jae Hyeong Lee, Gilsoo Jang, Minhan Yoon, and Seungmin Jung. 2019. "Study on a Modified Reactive Power Allocation Strategy of WF Management System Considering Electrical Loss Reduction and Flexibility in Practical Operation." *IET Renewable Power Generation* 13 (5): 684–689. doi:10.1049/iet-rpg.2018.5074.
- Yu, Mei, Zhuo Zhang, Xuwei Li, Jian Yu, Jie Gao, Zhiqiang Liu, Bo You, Xiaoshan Zheng, and Ruiguo Yu. 2020. "Superposition Graph Neural Network for Offshore Wind Power Prediction." *Future Generation Computer Systems* 113: 145–157. doi:10.1016/j.future.2020.06.024.
- Yürüşen, Nurseda Y., Paul N. Rowley, Simon J. Watson, and Julio J. Melero. 2020. "Automated Wind Turbine Maintenance Scheduling." *Reliability Engineering and System Safety* 200 (March), doi:10.1016/j.res.2020.106965.
- Zamzoum, O., A. Derouich, S. Motahhir, Y. El Mourabit, and A. El Ghzizal. 2020. "Performance Analysis of a Robust Adaptive Fuzzy Logic Controller for Wind Turbine Power Limitation." *Journal of Cleaner Production* 265: 121659. doi:10.1016/j.jclepro.2020.121659.
- Zhang, Jie, Anthony Florita, Bri Mathias Hodge, and Jeffrey Freedman. 2014. "Ramp Forecasting Performance From Improved Short-Term Wind Power Forecasting." *Proceedings of the ASME Design Engineering Technical Conference* 2A (May). doi:10.1115/DETC2014-34775.
- Zhang, Zhanlong, Daojun Mei, Han Jiang, Guohua Liu, Hongpeng He, and Yue Chen. 2018. "Mode for Reducing Wind Curtailment Based on Battery Transportation." *Journal of Modern Power Systems and Clean Energy* 6 (6): 1158–1171. doi:10.1007/s40565-018-0421-5.
- Zhang, Yiyi, Hanbo Zheng, Jiefeng Liu, Junhui Zhao, and Peng Sun. 2018. "An Anomaly Identification Model for Wind Turbine State Parameters." *Journal of Cleaner Production* 195 (September): 1214–1227. doi:10.1016/j.jclepro.2018.05.126.
- Zhang, Xiangyu, Zhengzhen Zhu, Yuan Fu, and Lingfei Li. 2020. "Optimized Virtual Inertia of Wind Turbine for Rotor Angle Stability in Interconnected Power Systems." *Electric Power Systems Research* 180 (May 2019): 106157. doi:10.1016/j.epsr.2019.106157.
- Zheng, Tingsen, and Nian Zhong Chen. 2022. "Time-Domain Fatigue Assessment for Blade Root Bolts of Floating Offshore Wind Turbine (FOWT)." *Ocean Engineering* 262 (August): 112201. doi:10.1016/j.oceaneng.2022.112201.
- Zheng, Rui, Yifan Zhou, and Yingzhi Zhang. 2020. "Optimal Preventive Maintenance for Wind Turbines Considering the Effects of Wind Speed." *Wind Energy* 23 (11): 1987–2003. doi:10.1002/we.2541.
- Zhong, Shuya, Athanasios A. Pantelous, Mark Goh, and Jian Zhou. 2019. "A Reliability-and-Cost-Based Fuzzy Approach to Optimize Preventive Maintenance Scheduling for Offshore Wind Farms." *Mechanical Systems and Signal Processing* 124: 643–663. doi:10.1016/j.ymssp.2019.02.012.