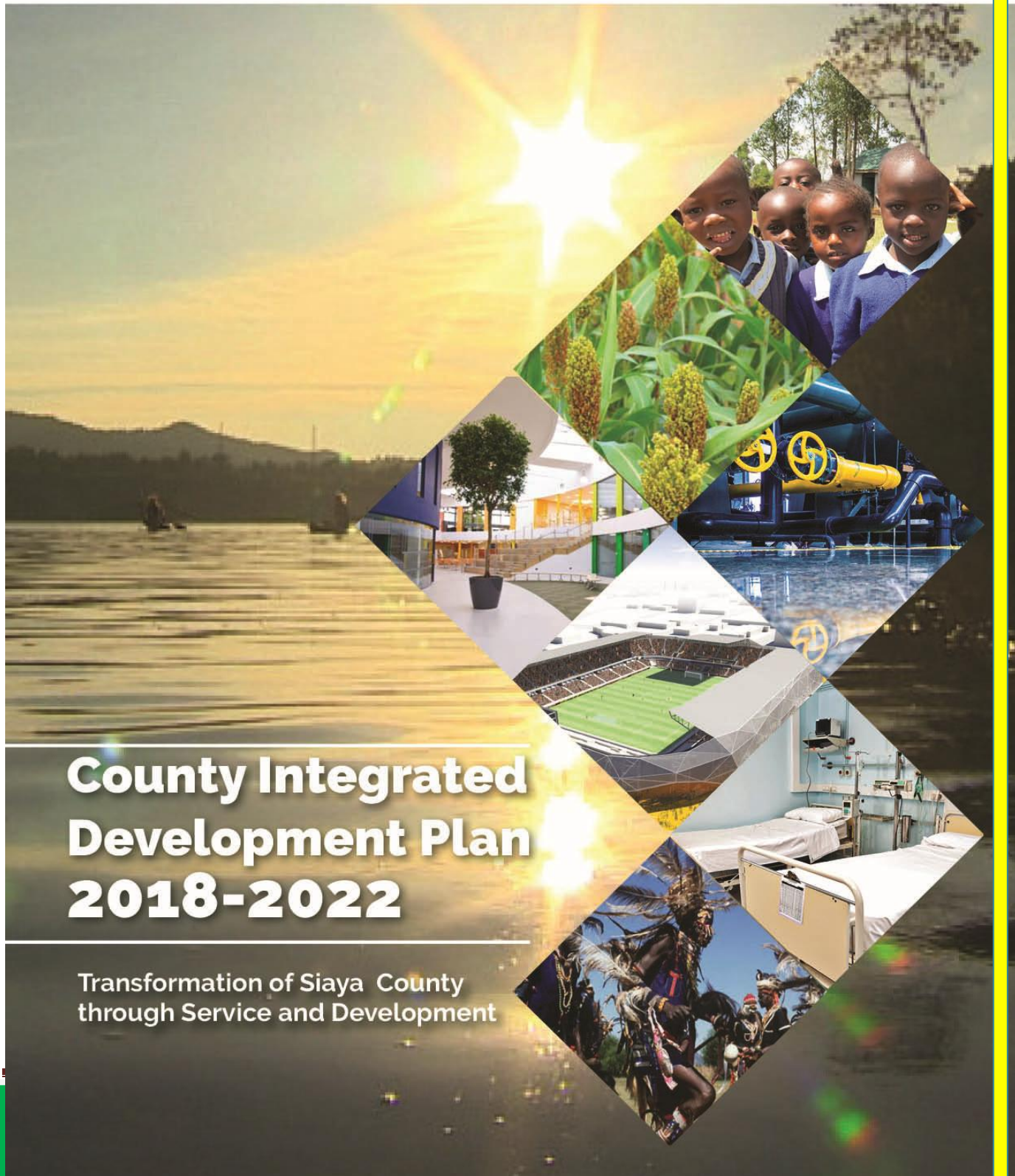




REPUBLIC OF KENYA



COUNTY GOVERNMENT OF SIIAYA



County Integrated Development Plan 2018-2022

Transformation of Siaya County
through Service and Development

COUNTY INTEGRATED DEVELOPMENT PLAN

SIAYA COUNTY 2018-2022

VISION

A model county committed to quality service delivery and sustainable development

MISSION

Achieve sustainable development and excellence using world class methods of service delivery and technology with emphasis on public participation.

TABLE OF CONTENTS

COUNTY INTEGRATED DEVELOPMENT PLAN.....	i
TABLE OF CONTENTS	ii
LIST OF TABLES.....	vi
LIST OF MAPS/GRAPHS	vii
ABBREVIATIONS AND ACRONYMS	viii
GLOSARY OF COMMONLY USED TERMS	x
FOREWORD.....	xii
ACKNOWLEDGEMENTS.....	xiii
EXECUTIVE SUMMARY	xiv
Chapter One:.....	1
BACKGROUND INFORMATION	1
1.0 Introduction	1
1.1 County Overview	1
1.1.1 Brief History of the County	1
1.1.2 Position and Size.....	2
1.1.3 Physiographic and Natural Conditions	3
1.1.4 Administrative and Political Units.....	6
1.1.5 Demographic Features	9
1.2 Human Development Approach	16
1.3 Infrastructure Development	17
1.3.1. Road, Rail Network, Airstrips and Jetties.....	17
1.3.2. Posts and Telecommunication	19
1.3.3. Energy Access	19
1.3.4. Housing.....	20
1.4. Land and Land Use	21
1.4.1. Land Ownership Categories.....	21
1.4.2. Mean Holding Size	21
1.4.3. Incidence of Landlessness	22
1.5. Employment.....	22
1.5.1. Labour Force by Sector	22
1.5.2 Employment and Other Sources of Income	22
1.6. Irrigation Infrastructure and Schemes.....	23
1.6.1. Irrigation Potential	23
1.6.2. Irrigation Schemes	24
1.7. Crop, Livestock, Fish Production and Value Addition	24
1.7.1. Main Crops Produced	24
1.7.2. Acreage under Food and Cash Crops.....	25
1.7.3. Average Farm Size	25
1.7.4. Main Storage Facilities	25
1.7.5. Main Livestock Breeds and Facilities	26
1.7.6. Fishing Activities.....	28
1.7.7. Apiculture	29
1.8. Oil and Other Mineral Resources	29
1.8.1 Mineral and Oil Potential.....	29
1.8.2 On-going Mining and Extraction Activities.....	30
1.9 Tourism and Wildlife.....	30
1.9.1 Main Tourist Attractions and Activities	30
1.9.2 Classified Hotels	31
1.9.3 Main Wildlife	32
1.9.4 Creative Arts.....	32
1.9.5 Museums, Heritage and Cultural sites	32
1.10 Industry and Trade.....	34
1.10.1 Markets	34

1.10.2 Industrial Parks	34
1.10.3 Types and Number of Businesses	35
1.10.4 Major Industries	35
1.10.5 Micro, Small and Medium Enterprises	37
1.11 Financial Services	37
1.11.1 Number of Banks, Micro Financial Institutions, Mobile Money Agents And SACCO's	37
1.11.2 Distribution/Coverage of Financial Services by Sub County	37
1.12 Forestry, Agro Forestry and Value Addition	37
1.12.1 Main Forest Types and Size	37
1.12.2 Main Forest Products	38
1.12.3 Agro Forestry	38
1.12.4 Value Chain Development and Forestry Products	39
1.13 Environment and Climate Change	40
1.13.1 Major Degraded Areas	40
1.13.2 Major Contribution to Environmental Degradation	40
1.13.3 Environmental Hotspots	42
1.13.4 Solid Waste Management Facilities	42
1.13.5 Invasive Species and Impacts on Health	42
1.13.6 Loss of Biodiversity	43
1.13.7 Climate Related Disasters	43
1.13.8 Deforestation	44
1.13.9 Change in Water Level	44
1.13.10 Conflict Resulting From Shared Resources	44
1.14 Water and Sanitation	45
1.14.1 Water Resources	45
1.14.2 Water Supply Schemes	45
1.14.3 Water Access	46
1.14.4 Water Management	46
1.14.5 Sanitation and sewerage	46
1.15 Health Access and Nutrition	47
1.15.1 Health Access	47
1.15.2 Morbidity	48
1.15.3 Nutritional Status	49
1.15.4 Immunization Coverage	49
1.15.5 Maternal, Newborn and Child Health Care	49
1.15.6 Access to Family Planning Services/ Contraceptive Prevalence	50
1.15.7 Environmental Health and Sanitation	50
1.16 Education, Skills, Literacy and Infrastructure	50
1.16.1 Pre-Primary Education	51
1.16.2 Primary Education	51
1.16.3 Youth Polytechnics	51
1.16.4 Secondary Education	52
1.16.5 Tertiary Education	52
1.16.6 Adult and Continuing Education	52
1.16.7 Technical, Vocational Education and Training	52
1.17 Sports, Culture and Creative Arts	53
1.17.1 Talent academies	53
1.17.2 Sports Facilities	53
1.17.3 Libraries and Information Documentation Centres	53
1.18 Community Organizations/Non State Actors	53
1.18.1 Cooperative Societies	53
1.19 Security, Law and Order	55
1.20 The Blue Economy	55
1.20.1 Aquaculture	56
1.20.2 Blue Biotechnology	57

1.20.3 Lake Renewable Energy	57
1.20.4 Lakebed Mining	58
Chapter Two	59
LINKAGES WITH VISION 2030 AND OTHER PLANS	59
2.0 Overview	59
2.1 CIDP Linkages with Kenya Vision 2030 and Medium Term Plan.....	59
2.2 CIDP Linkages with the Kenya Constitution 2010	62
2.3 CIDP Linkages with the Sustainable Development Goals (SDGs) at the County Level	63
Chapter Three:	65
IMPLEMENTATION REVIEW OF THE PREVIOUS CIDP	65
3.0 INTRODUCTION	65
3.1 ANALYSIS OF REVENUE STREAMS.....	65
3.2 EXPENDITURE ANALYSIS	69
3.3 CIDP 2013-2017 Achievements	78
3.3.1 County Assembly.....	78
3.3.2 Public Service and Governance	80
3.3.3 Finance and Economic Planning.....	82
3.3.4 Agriculture, Livestock and Fisheries	84
3.3.5 Water, Irrigation, Environment and Natural Resources	90
3.3.6 Education, Youth Affairs, Sports, Gender and Social Services	95
3.3.7 Health Services	99
3.3.8 Lands, Physical Planning and Housing.....	105
3.3.9 Trade, Industry and Cooperatives	107
3.3.10 Tourism, Wildlife and ICT	110
3.3.11 Roads, Public Works and Transport	113
3.3.12 County Public Service Board	116
3.4 CROSS-SECTORAL CHALLENGES.....	119
Chapter Four.....	120
COUNTY DEVELOPMENT PRIORITIES AND STRATEGIES	120
4.0 INTRODUCTION	120
4.1 SPATIAL DEVELOPMENT FRAMEWORK.....	120
4.1.1 Enhancing County Competitiveness	120
4.1.2 Modernizing Agriculture	122
4.1.3 Diversifying Tourism.....	123
4.1.4 Managing Human Settlement	125
4.1.5 Conserving the Natural Environment	126
4.1.6 Transportation Network.....	129
4.1.7 Providing Appropriate Infrastructure.....	129
4.1.8 Industrialization	131
4.2 NATURAL RESOURCE ASSESSMENT	134
4.3 DEVELOPMENT PRIORITIES AND STRATEGIES	136
4.3.1 County Assembly.....	136
4.3.2 Governance and Administration	140
4.3.3 Finance and Economic Planning.....	151
4.3.4 Agriculture, Food, Livestock and Fisheries	156
4.3.5 Water, Irrigation, Environment and Natural Resources	166
4.3.6 Education, Youth Affairs, Gender and Social Services	172
4.3.7 Health and Sanitation.....	178
4.3.8 Lands, Physical Planning, Housing and Urban Development	187
4.3.9 Enterprise and Industrial Development.....	192
4.3.10 Tourism, Culture, Sports and Arts	198
4.3.11 Public Works, Energy, Roads and Transport.....	204
4.4 CROSS-SECTORAL IMPLEMENTATION CONSIDERATIONS	209
CHAPTER FIVE	212
IMPLEMENTATION FRAMEWORK.....	212

5.1 Introduction	212
5.2: Institutional Framework	212
5.3 Stakeholders, stakeholder roles, and coordination.....	215
5.4 RESOURCE MOBILIZATION FRAMEWORK.....	221
5.4.1 REVENUE MOBILIZATION.....	221
5.4.2 ASSETS AND FINANCIAL MANAGEMENT	224
5.4.3 DEBT MANAGEMENT	224
5.4.4 CAPITAL FINANCING AND ACCOUNTABILITY	225
5.4.5 REVENUE PROJECTION.....	225
CHAPTER SIX	227
MONITORING AND EVALUATION FRAMEWORK	227
6.1 Introduction	227
6.2 Data collection, Analysis and reporting mechanisms.....	229
6.3 Monitoring and Evaluation Impact and Performance Indicators	229
ANNEX 1:	232
SECTOR PROJECTS DERIVED FROM PROGRAMMES	232
County Assembly	232
Stalled Projects (2013-2017).....	232
On-going Projects	232
New Projects.....	233
Governance and Administration	235
New projects.....	235
Finance and Economic Planning.....	235
On- going projects	235
New Project Proposal	236
Agriculture, Food, Livestock, Fisheries and Veterinary	238
Water, Environment and Natural Resources.....	249
On-going Projects	249
New Project Proposals.....	250
Education, Youth Affairs, Gender and Social Services	253
Ongoing projects	253
New projects	254
Health and Sanitation.....	259
Ongoing projects	259
New Development Projects	260
Lands, Physical Planning, Housing and Urban Development.....	261
Ongoing projects.....	261
New 2018-2022 project proposals	262
Enterprise and Industrial Development	263
On -Going Projects	263
New projects proposals.....	266
New projects proposals.....	267
New projects proposals.....	268
Tourism, Culture, Sports and Arts	269
On-going projects	269
New 2018-2022 Project Proposals.....	269
ROADS, PUBLIC WORKS AND TRANSPORT	273
Ongoing Roads Projects	273
New Roads 2018-2022 Priority Projectts	274
New Roads 2018-2022 Priority Projectts	276

LIST OF TABLES

Table 1: Siaya County Administrative Units	6
Table 2: Population Projection by Age cohort	9
Table 3: Population Density and Distribution	10
Table 4: Population Projection for Special Age Groups	11
Table 5: Population Projections by Urban and Rural Areas	14
Table 6: Demographic dividend potential.....	15
Table 7: Government Housing Units.....	20
Table 8: Aquaculture units and production	29
Table 9: Distribution of Markets.....	34
Table 10: Types and Number of Businesses	35
Table 11: Major Industries	36
Table 12: Health facilities.....	47
Table 13: Nutrition Indicator.....	49
Table 14: County Cooperative Societies	54
Table 15: Summary of Own Source Revenue.....	65
Table 16: Summary of equitable share	67
Table 17: Summary of Conditional Grants.....	68
Table 18: County expenditure trend.....	69
Table 19: Summary of Total Expenditure	71
Table 20: Summary of Expenditure 2014/15.....	72
Table 21: Summary of Total Expenditure 2015/16.....	74
Table 22: Summary of Departmental expenditure	75
Table 23: Summary of Total Expenditure 2016/17.....	76
Table 24: Summary of Departmental Expenditures 2016/17	77

LIST OF MAPS/GRAPHS

Figure 1: Location of Siaya County.....	2
Figure 2: County Natural Resources	3
Figure 3: County Agr-Ecological Zones.....	5
Figure 4: Administrative and Political Units.....	8
Figure 5: Urban and Rural Population.....	15
Figure 6: County Access by Major Roads	18
Figure 7: County Blue Economy	56
Figure 8: Own Source Revenue	66
Figure 9: Equitable Share	67
Figure 10: Conditional Grants Received.....	68
Figure 11: Total Expenditure Analysis.....	69
Figure 12: Expenditure Analysis by Economic Classification	70
Figure 13: FY 2013/14 Total Expenditure	71
Figure 14: FY 2014/15 Total Expenditure	73
Figure 15: FY 2015/16 Total Expenditure	74
Figure 16: FY 2015/16 Departmental Expenditure	75
Figure 17: FY 2016/17 Total Expenditure	76
Figure 18: FY 2016/17 Departmental Expenditure	77
Figure 19: Sidindi Water Kiosk, Sidindi Ward.....	91
Figure 20: Nyakasumbi ECD Centre, West Sakwa	95
Figure 21: County Theatre Machines.....	101
Figure 22: County Digital X-Ray Machine.....	101
Figure 23: Ugunja Modern Market, Ugunja Ward	107

ABBREVIATIONS AND ACRONYMS

NAYA	Network for Adolescent and Youth in Africa
AAK	Automobile Association of Kenya
AfDB	Africa Development Bank
AMREF	African Medical and Research Foundation
BMUs	Beach Management Units
CADP	County Annual Development Plan
CEAP	County Environment Action Plan
CEISP	Community Empowerment and Institutional Support Programme
CHMT	County Health Management Team
CIDCs	County Information and Documentation Centers
CIDP	County Integrated Development Plan
CIMES	County Integrated Monitoring and Evaluation System
CLTS	Community Led Total Sanitation
CPSB	County Public Service Board
CRA	Commission on Revenue Allocation
ECDE	Early Childhood Development Education
ERB	Energy Regulatory Board
ICIPE	Institute Centre of Insect Physiology and Ecology
ICRISAT	International Crops Research Institute for Semi-Arid and Tropics
ICT	Information and Communication Technology
ICU	Intensive Care Unit
IEK	Institute Engineers of Kenya
IFAD	International Fund for Agricultural Development
IFMIS	Integrated Financial Management System
IMR	Infant Mortality Rate
IQSK	Institute of Quantity Surveyors of Kenya
KEMRI	Kenya Medical Research Institute
KENAO	Kenya National Audit Office
KeNHA	Kenya National Highways Authority
KERRA	Kenya Rural Roads Authority
KFS	Kenya Forest Services
Kebs	Kenya Beurae of Standards
KNBS	Kenya National Bureau of Statistics
KPI	Key Performance Indicator
KRA	Kenya Revenue Authority
KURA	Kenya Urban Roads Authority
LAN	Local Area Network
LLITN	Long Lasting Insecticides Treated Nets
MCA	Member of County Assembly

MoCs	Month Old Chicks
MTEF	Medium Term Expenditure Framework
MYW	Maendeleo ya Wanawake
NACADA	National Campaign Against Drug and Substance Abuse
NCA	National Construction Authority
NCDs	Non-Communicable Diseases
NCPD	National Cereals and Produce Board
NEMA	National Environment Management Authority
NG-CDF	National Government Constituency Development Fund
NNMR	Neo-Natal Mortality Rate
OVCs	Orphans and Vulnerable Children
PFMA	Public Finance Management Act
PLWD	People Living with Disability
PMTCT	Prevention of Mother to Child Transmission
PPP	Public Private Partnership
SACCO	Saving and Credit Co-Operative Society
SCRH	Siaya County Referral Hospital
SGBV	Sexual and Gender Based Violence
SIBO	Siaya Bondo Water Scheme
SME	Small and Micro Enterprises
SRC	Salaries and Remuneration Commission
SYPT	Subsidiary Youth Polytechnic Tuition Scheme
U5MR	Under Five Mortality Rate
UNDP	United Nations Development Programme
UNFPA	The United Nation Population Fund
UNICEF	The United Nations Children Fund
VoIP	Voice Over Internet Protocol

GLOSSARY OF COMMONLY USED TERMS

Baseline: Baseline is an analysis describing the initial state of an indicator before the start of a project/programme, against which progress can be assessed or comparisons made

Programme: A grouping of similar projects and/or services performed by a Ministry or Department to achieve a specific objective; The Programmes must be mapped to strategic objectives.

Project: A project is a set of coordinated activities implemented to meet specific objectives within defined time, cost and performance parameters. Projects aimed at achieving a common goal form a programme.

Green Economy: The green economy is defined as an economy that aims at reducing environmental risks and ecological scarcities, and that aims for sustainable development without degrading the environment.

Indicator: An indicator is a sign of progress /change that result from your project. It measures a change in a situation or condition and confirms progress towards achievement of a specific result. It is used to measure a project impact, outcomes, outputs and inputs that are monitored during project implementation to assess progress

Target: A target refers to planned level of an indicator achievement

Outcome: Measures the intermediate results generated relative to the objective of the intervention. It describes the actual change in conditions/situation as a result of an intervention output(s) such as changed practices as a result of a programme or project.

Output: Immediate result from conducting an activity i.e. goods and services produced

Performance indicator: A measurement that evaluates the success of an organization or of a particular activity (such as projects, programs, products and other initiatives) in which it engages.

Outcome Indicator: This is a specific, observable, and measurable characteristic or change that will represent achievement of the outcome. Outcome indicators include quantitative and qualitative measures. Examples: Enrolment rates, transition rates, mortality rates etc.

Flagship/Transformative Projects: These are projects with high impact in terms of employment creation, increasing county competitiveness, revenue generation etc. They may be derived from the Kenya Vision 2030 (and its MTPs) or the County Transformative Agenda.

Sectors: For the purposes of planning, the CADP sectors shall be based on the following MTEF Sectors – Agriculture, Rural and Urban Development (ARUD); Energy, Infrastructure and ICT; General Economic, and Commercial Affairs; Health; Education; Public Administration & International (or inter-government) Relations; Social Protection, Culture and Recreation; and Environmental protection, Water and Natural Resources. County Governments should however incorporate only the sectors relevant to their respective counties.

Demographic Dividend: The demographic dividend is the accelerated economic growth that may result from a decline in a country's mortality and fertility and the subsequent change in the age structure of the population. It is evident in Kenya that demographic transition is taking place at both national and county level creating a demographic window of opportunity to harness the demographic dividend.

Demographic window is the period when the population structure is such that those aged below 15 years are less than 30% of the total population and those aged 65 years and above are less than 15% of the population. This period is estimated to last for about 40 years during which a county can achieve the fastest economic growth due to the large workforce relative to dependants. This window opens at different times for each county depending on the current population structure and fertility levels. For the demographic window to open fertility levels must continue to decline.

FOREWORD

The unveiling of the second County Integrated Development Plan (CIDP) 2018-2022 marks an important milestone in our county development as it comes soon after the successful implementation of the first CIDP whose theme was to “**Transform Siaya through: socioeconomic empowerment, agribusiness and infrastructural development**” over the period 2013 to-date. Indeed, the last five years represent the foundation phase of sustained economic development in our county in all sectors of the economy notably; agriculture, infrastructure, wholesale and retail trade the social Sectors of health, education and social security as well as ICT.

The plan will be implemented through annual development plans, annual work-plans and medium-term rolling budgets, with the first one covering the period 2018-2019. Thus, the performance of the government should in future be gauged on the basis of these medium term benchmarks.

The preparation of this Plan is anchored in the Constitution of Kenya, 2010; the County Governments Act, 2012; and the Public Finance Management Act, 2012. While preparing the plan a broad cross-section of the population was involved through public participation fora and submission of memoranda’s in the month of February 2018. This formed part of the inputs that went into the final document as required by law. The Plan therefore, reflects the aspirations of the government and that of the people of Siaya

As we are all aware, the Sustainable Development Goals (SDGs) are internationally accepted standards for measuring progress towards human development and poverty alleviation, therefore as we pursue the county development agenda it is important to note that, our progress will not be measured by the many outputs we achieve but on how these outputs are contributing in the achievement of the shared internationally accepted goals

The journey to 2022 will require; sacrifice, hard work, self-discipline and determination. I am confident that, the people of Siaya and staff of the county government of siaya will be equal to the task as we implement the second CIDP. I therefore, call upon all the stakeholders to play their part in the implementation of this plan whose theme is “**county transformation through; enhanced Service and Development**” so as to improve the living standards of the people. The county government on her part is committed to provide an enabling environment for effective and efficient service delivery.

.....
H.E CORNEL AMOTH RASANGA

GOVERNOR, SIAYA COUNTY GOVERNMENT

ACKNOWLEDGEMENTS

In preparation of this document, the entire county leadership has played a significant role. I wish to express my gratitude to the following leaders and offices for ensuring successful preparation of the document.

First and foremost, I thank The Governor, The Speaker and the entire County Executive Committee for providing leadership, vision, and resources for the preparation of this plan. Secondly, I thank my fellow County Executive Committee Members for ensuring that submissions necessary for the preparation of the CIDP were made available in good time. Thirdly, I wish to acknowledge the monumental role played by chief officers and directors and other members of staff working under them for their steadfastness in providing information whenever called upon.

My sincere gratitude goes to various development partners including USAID/AHADI, UNICEF, Civil Society Organizations and members of the public for their contribution and involvement in the entire CIDP preparation process.

Finally, I wish to thank the entire CIDP Secretariat for working tirelessly to ensure timely collection and collation of information incidental to the preparation of 2018-2022 CIDP.

.....
JOSEPH WAREGA,
COUNTY EXECUTIVE COMMITTEE MEMBER,
FINANCE AND ECONOMIC PLANNING.

EXECUTIVE SUMMARY

Siaya County Integrated Development Plan 2018-2022 is a policy blueprint that will guide development in the county between 2018 and 2022. The plan starts by providing brief background from which development programmes, projects and priorities are identified. It outlines key projects and programmes that will be implemented by County Government Departments and Agencies during the plan period. The Plan is divided into six chapters and annex as follows;

Chapter One gives the background information on the socio-economic and infrastructural status that has a bearing on the development of the County. The chapter provides description of the County in terms of the location, size, demographic profiles as well as the administrative and political units. In addition, it provides information on infrastructure and access; crop, livestock and fish production; forestry, environment and climate change; mining; tourism; trade, industry, cooperatives and labour; water and sanitation; health and nutrition; education and literacy; energy; transport and communication; community development and social welfare.

Chapter Two gives the linkages of the Siaya County integrated Development Plan with the Kenya Vision 2030, the Sustainable Development Goals and the Constitution of Kenya, 2010. It also details the status of the Sustainable Development Goals and what needs to be done to attain the Sustainable Development Goals in the County by 2030.

Chapter Three reviews implementation of the 2013-17 CIDP by comparing programmes and projects planned in the period under review. It analyses the County Revenue Streams, Expenditure and summarises key sectoral achievements. The chapter concludes by highlighting the challenges experienced and lessons learnt during implementation across all implementing agencies.

Chapter Four discusses county's spatial development framework, natural resource assessment, key county development priorities, strategies and programmes to be implemented in the next five years. In each sector, the chapter outlines the county sectoral introduction and sectoral project and programme priorities.

Chapter Five outlines the Institutional Framework and Organizational Flow that will govern implementation of the plan, resource requirement and mobilization.

Chapter six provides the Monitoring and Evaluation Framework. The chapter highlights the performance indicators adopted from CIMES; data collection, analysis and reporting mechanisms and a matrix of indicators to be tracked over the plan period.

The Annex gives a summary of ongoing and new projects. The annex matrix presents project name, objectives, targets, description of activities, cost, sources of funding, timeframe and implementing agency.

Chapter One:

BACKGROUND INFORMATION

1.0 Introduction

This chapter gives background information on the socio-economic, political and infrastructural information that has a bearing on the development of the county. It provides a description of the county in terms of the location, size, physiographic and natural conditions, demographic profile as well as political units. In addition, it provides information on human development indicators, infrastructure and access, land and land use; community organizations/non-state actors, irrigation infrastructure, crop, livestock and fish production; forestry, environment and climate change; mining; tourism; employment and other sources of income; water; sanitation and hygiene; health access and nutrition, education and literacy, trade, energy, housing, transport and communication, community development and Social Welfare, public administration and governance.

1.1 County Overview

1.1.1 Brief History of the County

The County Government of Siaya is one of the 47 County Governments created by the Constitution of Kenya 2010. It was established in March 2013 following the general elections held that year. It consists of two arms; The Executive and The Legislature headed by His Excellency the Governor and Honourable the Speaker respectively. The executive has 10 departments headed by County Executive Committee Members and a semi autonomous Public Service Board headed by the chairman. The first legislature comprised 30 elected and 18 nominated members.

The first governor was H.E. Cornel Amoth Rasanga and H.E. Hon. Wilson Ouma as the Deputy Governor while the speaker was Hon George Okode. However, the governor's election was annulled by The High Court thereby creating a vacancy in that office. This vacancy was filled in the interim as provided for by law while preparations were made for a by election. By elections were held in October 2013 leading to re-election of H.E. Cornel Amoth Rasanga and H.E. Hon. Wilson Ouma as Governor and Deputy Governor respectively.

During the transition period, Transition Authority posted interim officials to all counties to ensure seamless transition to devolved governments. With the expiry of the transition, these interim positions were filled by substantive office holders.

1.1.2 Position and Size

Siaya County is one of the six counties in Nyanza region. It has a land surface area of approximately 2,530 km² and water surface area of approximately 1,005 km². It borders Busia County to the North West, Vihiga and Kakamega counties to the North East, Kisumu County to the South East and Homa Bay County across the Winam Gulf to the South. The water surface area forms part of Lake Victoria (the third largest fresh water lake in the world). It approximately lies between latitude 0° 26′ South to 0° 18′ North and longitude 33° 58′ and 34° 33′ East.



Figure 1: Location of Siaya County

1.1.3 Physiographic and Natural Conditions

1.1.3.1 Physical and Topographic Features

Siaya County has three major geomorphological areas namely: Dissected Uplands, Moderate Lowlands and Yala Swamp. These areas have different relief, soils and land use patterns. The altitude of the County rises from 1,140m on the shores of Lake Victoria to 1,400m above sea level on the North.

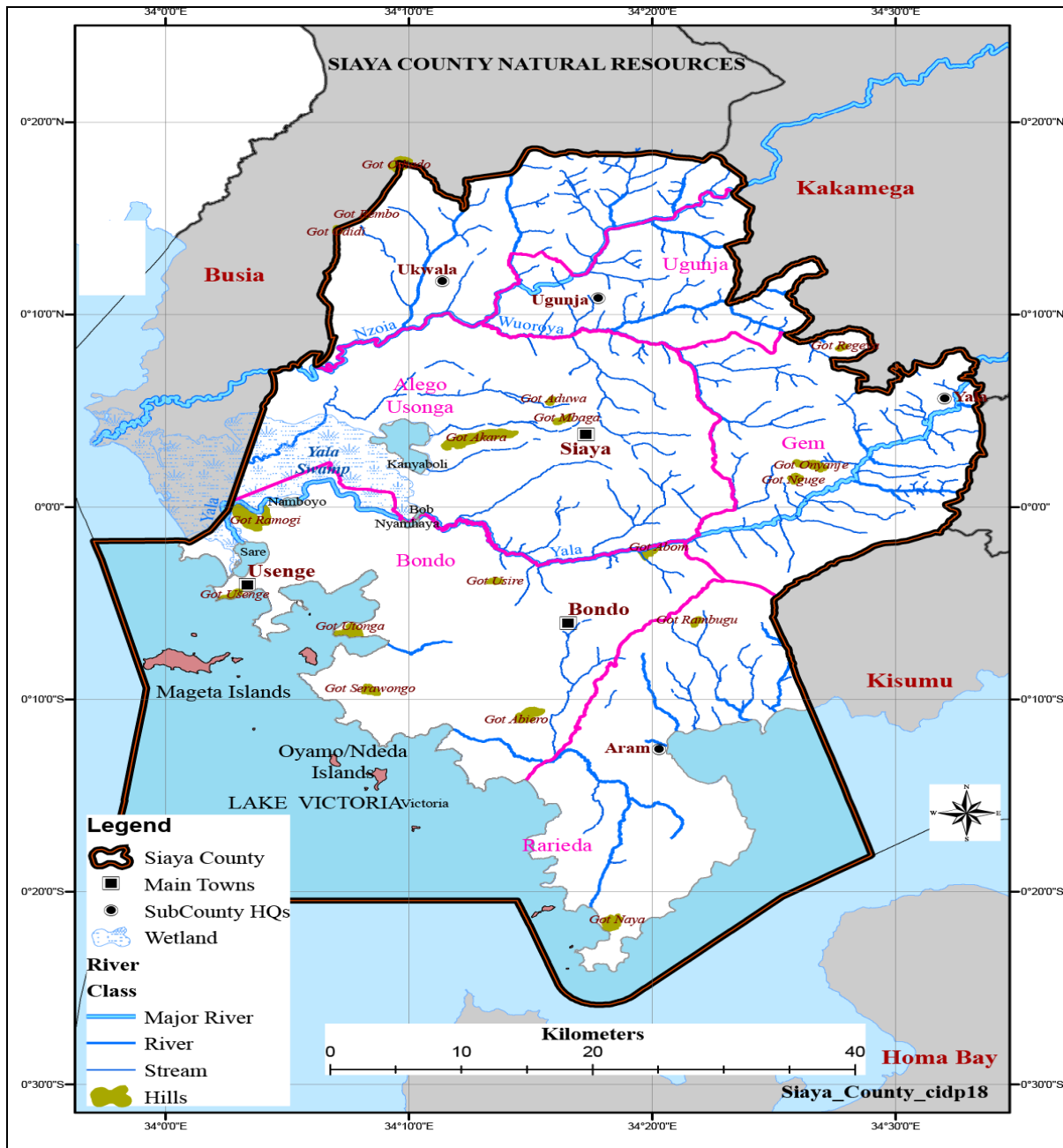


Figure 2: County Natural Resources

There are few hills found in the County namely: Mbaga and Akara in Alego Usonga; Odiado in Ugenya; Regea, Rawalo and Nguge in Gem; Usenge, Ramogi hills, Got Abiero, Sirafuongo in Bondo and Rambugu and Naya hills in Rarieda. Rivers Nzoia and Yala traverse the County and enter Lake Victoria through Yala Swamp. The features have a bearing on the overall development potential of the County. High altitude areas of Ugenya and Ugunja sub-counties and parts of Gem sub county experience higher rainfall hence suitable for agriculture and livestock keeping. The low altitude areas of Bondo, Rarieda, parts of Alego Usonga and part of Gem Sub Counties experience less rainfall and thus are suitable for cotton growing and drought resistant crop varieties.

The geology of Siaya County ranges from early Precambrian to Quaternary and can be divided into the following well defined groups based on their relative age and lithology. Precambrian Intrusive, Nyanzian system rocks, Kavirondian system rocks and Pleistocene to Recent formations.

The Precambrian intrusives are a series of linear intrusive coarse grained quartz dolerite dykes invading both the Nyanzian and Kavirondian rock systems. They occur roughly as co-linear groups with strikes either in NW-SE or NE-SW directions. They are normally dark green, fine to coarse grained rocks. The Nyanzian system rocks consist of Granites, Rhyolites, Basalts and Andesites while the Kavirondian system rocks comprise of conglomerates, grits and mudstones which are sedimentary derivatives of the Nyanzian system as outliers. Deposits of Pleistocene to recent age include hill wash gravels (alluvium), semi-consolidated river alluvium, quartz, rubble and lateritic ironstone capping. Alluvium flats and marshes are common along the courses of rivers in the area.

1.1.3.2 Ecological Conditions

The County spreads across agro-ecological zones LM1 to LM 5. According to the Kenya Soil Survey and Integrated Regional Development plan for the Lake Basin Development Authority, the lower part of the County and especially the shores of Lake Victoria can be categorized into semi-humid, semi-dry Lower Midland zones (LM4 and LM5). These zones cover the whole of Uyoma in Rarieda Sub-County and Yimbo in Bondo Sub-County. The lower central parts of the County, covering the whole of Sakwa and Asembo in Bondo and Rarieda Sub-counties respectively and the lower parts of Boro Division are classified as the

midland zone LM3. The northern part of the County comprising Gem, Ugunja and Ugenya Sub-counties and the upper parts of Boro Division in Alego Usonga Sub-County are classified as the low-midland zones (LM2 and LM3). These are sub-humid and humid zones with reliable precipitation. There are also pockets of upper midland zones (about 30sq.kms) in Yala Division, Gem Sub-County with a high potential for agricultural activity.

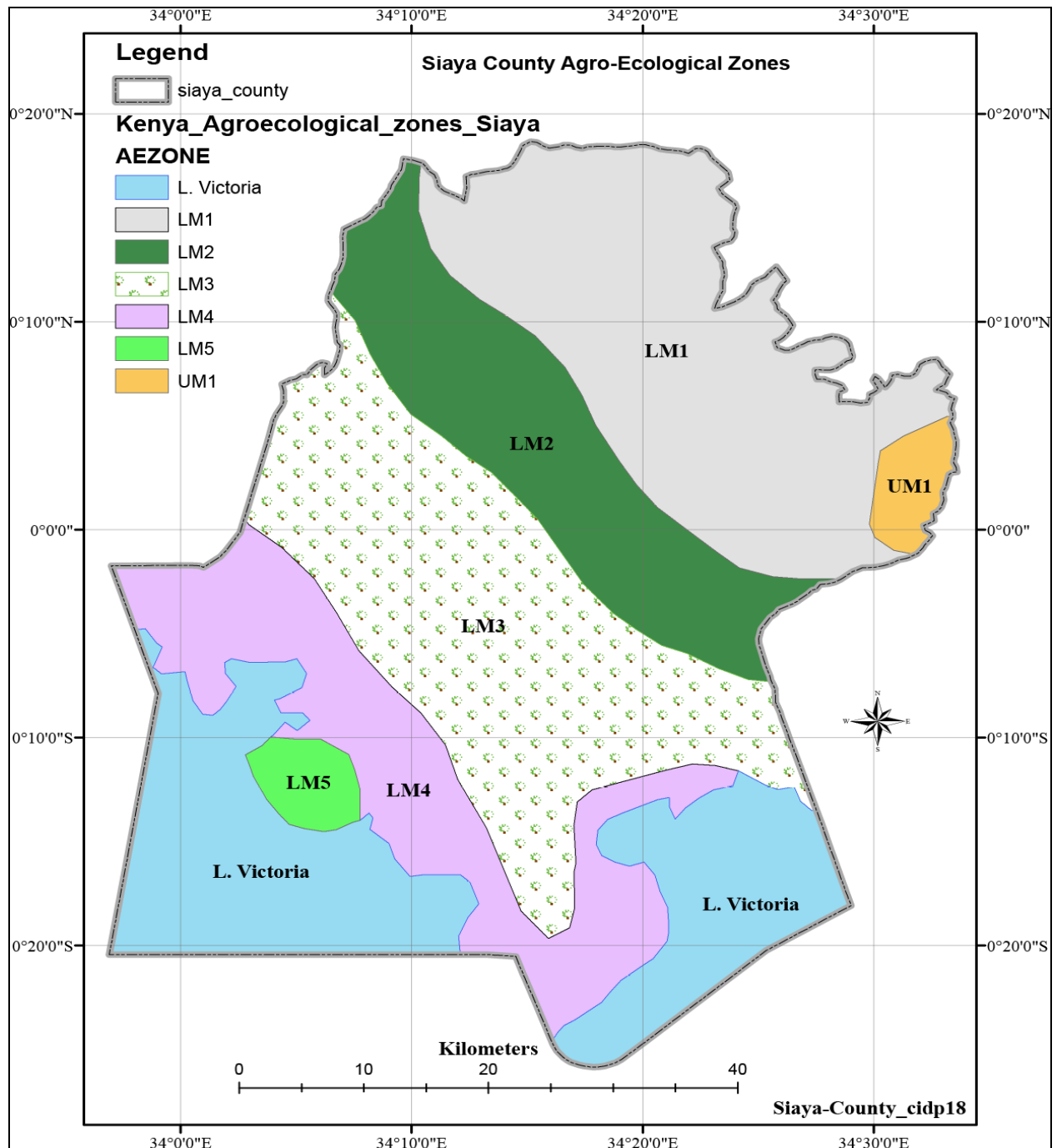


Figure 3: County Agr-Ecological Zones

1.1.3.3 Climatic Conditions

The County experiences a bi-modal rainfall, with long rains falling between March and June and short rains between September and December. The relief and the altitude influence its distribution and amount. Siaya County is drier in the southern part towards Bondo and Rarieda sub-counties and is wetter towards the higher altitudes in the northern part particularly Gem, Ugunja and Ugenya sub-counties. On the highlands, the rainfall ranges between 800mm – 2,000mm while lower areas receive rainfall ranging between 800 – 1,600mm.

Temperatures vary with altitude rising from 21° C in the North East to about 22.50° C along the shores of Lake Victoria while in the South, it ranges from mean minimum temperature of 16.3° C and mean maximum temperature of 29.1° C. Humidity is relatively high with mean evaporation being between 1,800mm to 2,200mm per annum within the County. The relative humidity ranges between 73 per cent in the morning and 52 per cent in the afternoon. Climate variations are evident in all these areas due to human activity distorting some of the statistics above.

1.1.4 Administrative and Political Units

1.1.4.1 Administrative Sub Division

The county consist of six sub-counties and thirty wards. Alego Usonga, Bondo and Gem sub counties have six wards each; Rarieda, Ugenya and Ugunja sub counties have five, four and three wards respectively. Of the six sub-counties, Alego Usonga is the largest with an approximate area of 605.8 km² while Ugunja is the smallest with an approximate area of 200.9 km². Table 1.1 shows details of the administrative units forming Siaya County.

Table 1: Siaya County Administrative Units

Constituency/ Sub-County	No of Wards	Ward	Ward Area	Sub Location	Area (Km ²)
Alego- Usonga	6	Township	42.6	Mulaha, Nyandiwa, Karapul	605.8
		Usonga	79.2	Sumba, Nyadorera A, Nyadorera B	
		North Alego	53.8	Hono, Nyalgunga, Ulafu, Nyamila, Umala, Olwa	
		South East Alego	191.5	Mur Ngiya, Bar Agulu, Bar Ding, Masumbi, Nyangoma, Pap Oriang, Randago, Bar Osimbo, Pap Oriang, Nyajuok, Murmalanga, Bar Olengo	
		Central Alego	139.8	Kadenge, Obambo, Ojuando A, Nyandiwa, Kochieng A, Kochieng B, Ojuando B, Koyeyo, Kakumu kombewa, Komolo	

Constituency/ Sub-County	No of Wards	Ward	Ward Area	Sub Location	Area (Km ²)
		West Alego	98.9	Kaugagi Hawinga, Gangu, Kaugagiudenda, Maholaulawe, Sigomauranga, Kaburauhuyi, Kalkadauradi, Komenyakowala, Komenyakalaka, Kodiere,	
Gem	6	North Gem	86	Ndere, Nyabeda, Malanga, Got Regea, Maliera, Lundha, Asayi, Sirembe	405
		South Gem	63.3	Kaudha West, Kaudha East, Kanyadet, Ndori, Rera, Kambare, Oyinyore, Gombe	
		East Gem	71.9	Ramula, Uranga, Lihanda, Marenyo	
		Central Gem	52.5	Siriwo, Kagilo, Gango, Nyandiwa, Nyawara	
		Yala Township	46.1	Nyamninia, Sauri, Anyiko, Jina	
		West Gem	85.2	Dienya West, Dienya East, Wagai West, Wagai East, Nguge, Uriri, Malunga West, Malunga East, Malunga Central	
Ugenya	4	N. Ugenya	68	Kagonya, Sega, Jera, Nyamsenda, Ligala	322.3
		East Ugenya	97.3	Anyiko, Sihay, Ramunde, Kathieno A, Kathieno B, Kathieno C	
		Ukwala	55.9	Doho West, Doho East, Simur, Simur East, Yenga, Siranga, Simurkondiek	
		West Ugenya	101.1	Sifuyo West, Sifuyo East, Masat West, Masat East, Karadolo West, Karadolo East, Ndenga, Uyundo, Nyalenya	
Ugunja	3	Ugunja,	80.3	Magoya, Rambula South,Rambula North, Ugunja, Ambira, Ngunya, Umala, Ligega	200.9
		Sigomre,	68.4	Got Osimbo, Mungao, Sigomre, Madungu, Asango East, Asango West, Tingare East, Tingare West	
		Sidindi	52.2	Rangala, Simenya, Yiro East, Yiro West, Ruwe, Uhuyi	
Bondo	6	North Sakwa	96	Bar Kowino, Ajigo, Bar Chando, Abom	593
		South Sakwa	102.7	West Migwena, East Migwena, Got Abiero, Nyaguda	
		C. Sakwa	85.2	Ndeda/Oyamo, Uyawi, Nyang'oma	
		W. Sakwa	109.8	Maranda,Kapiyo, Usire,Utonga,Nyawita	
		East Yimbo	159	Got Ramogi, Usigu,Nyamonye, Bar Kanyango,Pala, Othatch	
		W. Yimbo	40.3	Got Agulu,Usenge, Mahanga,Mitundu	
Rarieda	5	North Uyoma	73.9	Masala, East Katwenga, West Katwenga, Ragegni, Ochieng'a	403.4
		S. Uyoma	57.8	Ndigwa, Lieta, Naya	
		East Asembo	78.5	Omiamalo, Omiadiere, South Ramba, North Ramba, Omiamwalo	
		W.Asembo	101.1	Nyagoko, Siger, Memba, Mahaya, Akom	
		W.Uyoma	92.1	Nyabera, Kokwiri, Rachar, Kobengi,Kagwa	

County's Administrative / Political units

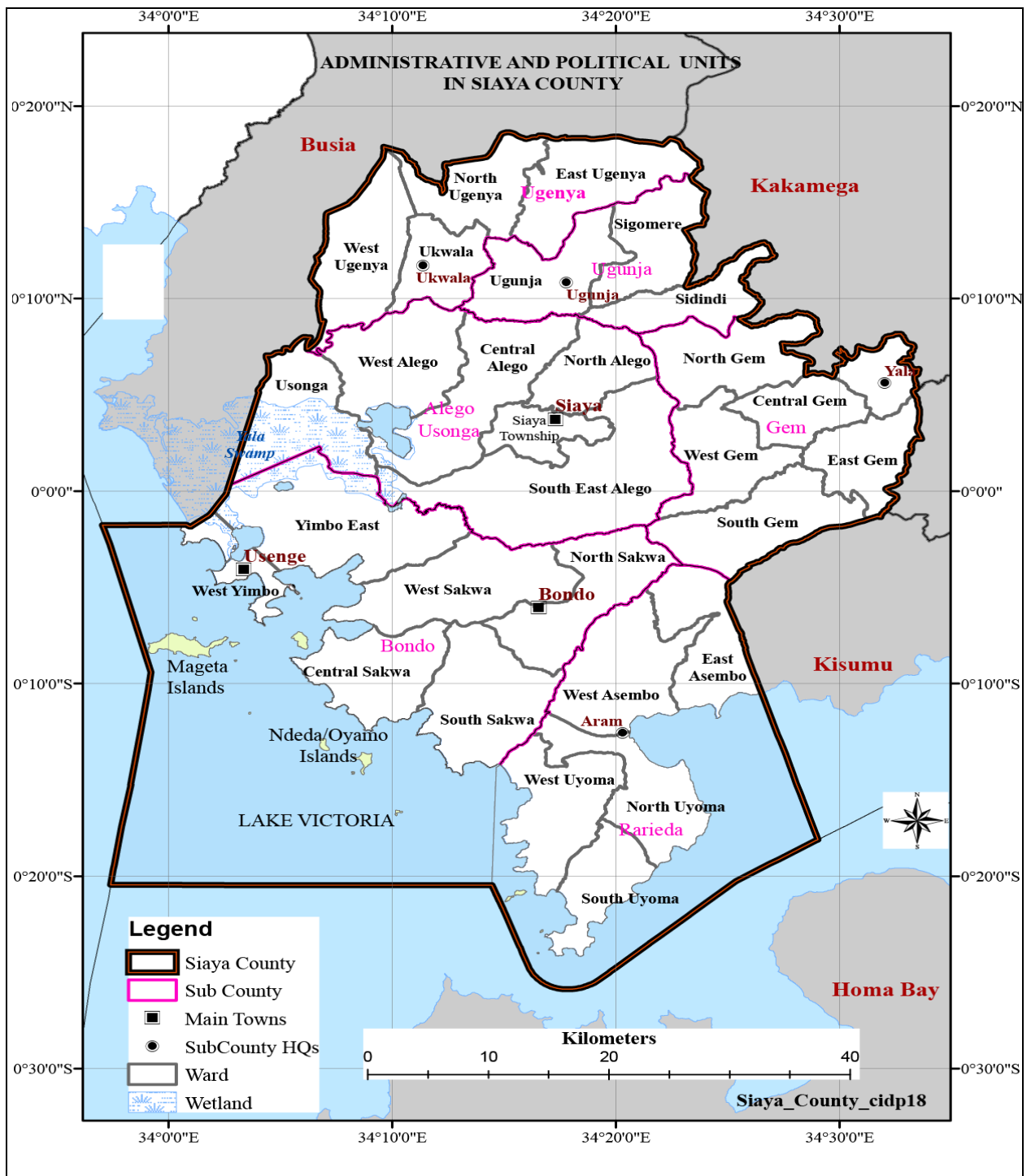


Figure 4: Administrative and Political Units

1.1.4.2 Political Units

The county consist of six constituencies and thirty wards. Alego Usonga, Bondo and Gem constituencies have six wards each; Rarieda, Ugenya and Ugunja constituencies have five, four and three wards respectively.

1.1.5 Demographic Features

This section gives information on population size and composition; population density and distribution, population projection for special age groups and demographic dividend potential. Kenya in her implementation of United Nations principles and recommendations for census has been undertaking decennial census since 1969. The 2009 Kenya Population Housing Census (KPHC) was the latest census conducted premised on a theme “*Counting our people for the implementation of the Vision 2030*”. The County has not undertaken census since 2013 but has relied on the figures in the 2009 KPHC reports by Kenya national Bureau of Statistics (KNBS) to project her population.

1.1.5.1 Population Size and Composition

Population size, structure and distribution against the county resource endowment are major challenges to the setting of priorities for development and in implementing plans. In 2009, the population of the county was 842,304 consisting of 398,986 males and 443,318 females. This figure was projected to increase to 1,027,795 consisting of 488,077 males and 539,718 females in 2018. The population has been further projected to rise to 1,114,735 comprising 529,646 males and 585,088 females and 1,285,971 comprising 610,179 males and 675,792 females in 2022 and 2030 respectively. The population of the county is dominated by females at 53 percent against 47 per cent males due to high mortality rate for males between ages 0 years to 19 years and high life expectancy for females. The rapidly increasing population requires increased investments in basic social infrastructure and utilities such as schools, health facilities, water, sanitation and services.

Table 2: Population Projection by Age cohort

Age cohort	Baseline 2009 census			Current Estimates 2018			Projections 2022			Projections 2030		
	Male	Female	Totals	Male	Female	Totals	Male	Female	Totals	Male	Female	Totals
0-4	71,362	70,716	142,078	79,972	79,932	159,904	81,390	81,196	162,585	82,267	81,830	164,097
5-9	60,960	60,710	121,670	72,846	73,078	145,924	77,059	76,992	154,050	79,315	78,955	158,270
10-14	58,296	56,248	114,544	68,089	66,666	134,755	73,216	72,172	145,388	80,599	78,907	159,506
15-19	49,220	47,825	97,045	60,128	56,773	116,900	63,959	61,587	125,546	74,459	72,510	146,969
20-24	32,725	41,443	74,168	44,965	42,950	87,914	49,528	46,568	96,096	56,051	55,189	111,240
25-29	25,961	30,135	56,096	33,419	37,404	70,823	38,629	38,927	77,556	47,140	46,326	93,466

Age cohort	Baseline 2009 census			Current Estimates 2018			Projections 2022			Projections 2030		
	Male	Female	Totals	Male	Female	Totals	Male	Female	Totals	Male	Female	Totals
30-34	20,981	22,328	43,309	25,969	35,355	61,325	29,926	37,322	67,248	40,133	40,791	80,924
35-39	14,793	17,932	32,725	20,909	28,407	49,317	23,440	33,470	56,910	31,491	36,493	67,984
40-44	11,118	16,082	27,200	17,119	23,129	40,248	19,790	29,286	49,076	24,629	40,213	64,842
45-49	10,390	15,486	25,876	13,029	18,390	31,419	15,212	21,268	36,480	20,263	34,049	54,312
50-54	9,074	14,541	23,615	10,850	17,572	28,422	12,607	19,631	32,238	17,086	26,411	43,497
55-59	8,414	12,265	20,679	10,549	16,423	26,971	11,590	18,291	29,880	15,675	22,823	38,498
60-64	7,712	11,083	18,795	9,625	14,261	23,886	10,478	15,868	26,346	12,742	19,782	32,524
65-69	5,107	7,732	12,839	7,576	10,790	18,366	8,668	12,369	21,038	10,205	15,381	25,586
70-74	5,175	7,173	12,348	5,696	7,808	13,505	6,555	8,986	15,541	8,596	11,941	20,537
75-79	3,539	5,464	9,003	3,765	5,612	9,377	4,087	6,108	10,195	5,550	8,411	13,961
80+	4,159	6,155	10,314	3,571	5,168	8,739	3,513	5,048	8,561	3,978	5,780	9,758
TOTAL	398,986	443,318	842,304	488,077	539,718	1,027,795	529,646	585,088	1,114,735	610,179	675,792	1,285,971

Source: KNBS-2009 Kenya Population and Housing Census

1.1.5.2 Population Density and Distribution

The county's population density increased from 333 people per square kilometre in 2009 to an estimate of 388 people per square kilometre in 2018. It is further anticipated that with the increase in projected population the population density will increase to 415 and 476 in 2022 and 2030 respectively.

Table 3: Population Density and Distribution

Sub-County	Ward Name	2009		Estimates 2018		Projections 2022		Projections 2030		Area (km ²)
		Population	Density	Population	Density	Population	Density	Population	Density	
Ugenya	West Ugenya	30,325	300	35,338	350	37,825	374	43,336	429	101.1
	Ukwala	21,270	381	24,786	443	26,531	475	30,396	544	55.9
	North Ugenya	27,081	398	31,558	464	33,779	497	38,700	569	68
	East Ugenya	30,258	311	35,260	362	37,742	388	43,240	444	97.3
	Sub-Total	108,934	338	126,944	394	135,877	422	155,672	483	322.3
Ugunja	Sidindi	24,527	470	28,582	548	30,593	586	35,050	671	52.2
	Sigomre	29,632	433	34,531	505	36,961	540	42,345	619	68.4
	Ugunja	39,213	488	45,696	569	48,911	609	56,037	698	80.3
	Sub-Total	93,372	465	108,809	542	116,465	580	133,432	664	200.9
Alego Usonga	Usonga	13,601	172	15,850	200	16,965	214	19,436	245	79.2
	West Alego	32,234	326	37,563	380	40,206	407	46,064	466	98.9
	Central Alego	30,993	222	36,117	258	38,658	277	44,290	317	139.8
	Siaya Township	32,252	757	37,584	882	40,229	944	46,089	1,082	42.6
	North Alego	21,710	404	25,299	470	27,079	503	31,024	577	53.8
	South East Alego	56,453	295	65,786	344	70,415	368	80,673	421	191.5
	Sub-Total	187,243	309	218,199	360	233,552	386	267,576	442	605.8

Sub-County	Ward Name	2009		Estimates 2018		Projections 2022		Projections 2030		Area (km ²)
		Population	Density	Population	Density	Population	Density	Population	Density	
Gem	North Gem	35,004	407	40,791	474	43,661	508	50,022	582	86
	West Gem	23,481	276	27,363	321	29,288	344	33,555	394	85.2
	Central Gem	23,854	454	27,798	529	29,754	567	34,088	649	52.5
	Yala Township	23,151	502	26,978	585	28,877	626	33,084	718	46.1
	East Gem	24,764	344	28,858	401	30,889	430	35,389	492	71.9
	South Gem	30,421	481	35,450	560	37,945	599	43,473	687	63.3
	Sub-Total	160,675	397	187,239	462	200,414	495	229,611	567	405
Bondo	Yimbo West	28,503	707	33,215	824	35,552	882	40,732	1,011	40.3
	Central Sakwa	20,093	236	23,415	275	25,062	294	28,714	337	85.2
	South Sakwa	23,260	226	27,105	264	29,013	283	33,239	324	102.7
	Yimbo East	27,189	171	31,684	199	33,913	213	38,854	244	159
	West Sakwa	25,313	231	29,498	269	31,573	288	36,173	329	109.8
	North Sakwa	33,164	345	38,647	403	41,366	431	47,393	494	96
	Sub-Total	157,522	266	183,564	310	196,479	331	225,105	380	593
Rarieda	East Asembo	32,886	419	38,323	488	41,019	523	46,995	599	78.5
	West Asembo	33,072	327	38,540	381	41,251	408	47,261	467	101.1
	North Uyoma	21,245	287	24,757	335	26,499	359	30,360	411	73.9
	South Uyoma	19,536	338	22,766	394	24,368	422	27,918	483	57.8
	West Uyoma	27,819	302	32,418	352	34,699	377	39,754	432	92.1
	Sub-Total	134,558	334	156,804	389	167,836	416	192,288	477	403.4
Grand Total	842,304	333	981,558	388	1,050,626	415	1,203,683	476	2,530.40	

Source: KNBS-2009 Kenya Population and Housing Census

1.1.5.3 Population Projection for Special Age Groups

Table 4: Population Projection for Special Age Groups

Age group	2009 Census			Current Estimates 2018 (Projections)			2022 Projected			2030 Projected		
	Male	Female	Total	Male	Female	Total	Male	Female	Total	Male	Female	Total
Under 1	15,093	14,860	29,953	17,588	17,317	34,905	18,826	18,535	37,361	21,568	21,235	42,804
Under 5	71,362	70,761	142,123	83,160	82,460	165,619	89,011	88,262	177,273	101,979	101,120	203,099
Primary school age 6-13	95,539	93,536	189,075	111,334	109,000	220,334	119,168	116,670	235,838	136,529	133,666	270,195
Secondary school age 14-17	42,498	41,877	84,375	49,524	48,800	98,324	53,009	52,234	105,243	60,731	59,844	120,575
Youth Population 15-35	107,906	119,231	227,137	125,746	138,943	264,688	134,594	148,720	283,313	154,202	170,385	324,587
Reproductive Age 15-49		191,231	191,231	-	222,846	222,846	-	238,527	238,527	-	273,276	273,276
Labour force 15-64	179,766	229,120	408,886	209,486	266,999	476,485	224,226	285,787	510,013	256,892	327,421	584,313

Age group	2009 Census			Current Estimates 2018 (Projections)			2022 Projected			2030 Projected		
	Male	Female	Total	Male	Female	Total	Male	Female	Total	Male	Female	Total
Age 65+	18,257	26,815	45,072	21,275	31,248	52,524	22,772	33,447	56,219	26,090	38,320	64,410

Under 1 year: The population of children under 1 year is estimated as 34,905 (17,588 males and 17,317 females) in 2018 and accounts for 3.6 per cent of the total population. The population in this category is projected to increase to 37,361 (18,826 males and 18,535 females) and 42,804 (21,568 males and 21,235 females) persons in 2022 and 2030 respectively. This population is vulnerable to preventable illnesses hence specific health interventions should be focused on immunization, nutrition and dietetics and provision of Long Lasting Insecticides Treated Nets (LLTINs) to reduce high incidences of morbidity and mortality.

Under 5 years: The population which includes pre-primary school age group (children between 3- 5years) is estimated at 165,619 (83,160 males and 82,460 females) in 2018 and accounts for 16.9 per cent of the total population. This category of population is projected to increase to 177,273 (89,011 males and 88,262 females) and 203,099 (101,979 males and 101,120 females) persons in 2022 and 2030 respectively. This implies that measures have to be put in place to ensure that under 5 years' mortality rate is reduced from the current 72 per 1000 live births (according to KDHS 2014) to less than 70 per 1000 during the plan period. This population also requires targeted interventions on sanitation, nutrition and dietetics, increase ECDE centres, employment of more instructors so as to prepared and equipped early learners with requisite knowledge and ensure high retention and transition rates to primary education

Primary School Going (6-13 years): The population of the primary school age group is estimated at 220,334 (111,334 males and 109,000 females) in 2018 accounting for 22.4 per cent of the total population. This population is projected to increase to 235,838 (119,168 males and 116,670 females) and 270,195 (136,529 males and 133,666 females) persons in 2022 and 2030 respectively. There is need to increase primary school facilities and employment of more teachers to cater for the growing numbers of pupils and enhancement of retention and transition rates to secondary schools. This population also requires targeted

interventions on sanitation, nutrition and reproductive health and can serve as important change agents for adoption of healthy behavioral practices within the community.

Secondary School Going (14-17 Years): The population of secondary school age group is estimated at 98,324 (49,524 males and 48,800 females) in 2018 accounting for 10.0 per cent of the total population. The population of this group is projected to increase to 105,243 (53,009 males and 52,234 females) and 120,575 (60,731 males and 59,844 females) persons in 2022 and 2030 respectively. This population calls for continued investment in socio-economic infrastructure like schools, training institutions and a strategy to ensure high retention and transition rates to colleges.

Youth Population (15-35): It is estimated that 264,680 (125,746 males and 138,943 females) are young persons accounting for 27.0 per cent of the total population. This population is projected to increase to 283,313 (134, 594 males and 148,720 females) and 324,587 (154,202 males and 170,385 females) persons in 2022 and 2030 respectively. Due to the increasing youth population, there will be need for more programmes that address youth issues such as training, health, recreation facilities and employment opportunities. There is also need to increase the number of sports and recreational facilities to engage youth in sports and various recreational activities. In addition, this group is most affected by HIV and AIDS in the county. This calls for specific interventions aimed at addressing the scourge.

Reproductive Age Group (15-49 years): The female reproductive population is estimated at 222,846 in 2018 representing 22.7 per cent of the population and is projected to increase to 238,527 and 273,276 persons in 2022 and 2030 respectively. The continued increase in population of this age group will require more resources to meet the rising demand for family planning, improvement of maternal and child health services. Furthermore, strategic interventions must be put in place to increase: the percentage of skilled deliveries from 65 per cent in 2018 to 90 per cent, 4th Ante Natal Clinic (ANC) from 50 per cent to 80 per cent and percentage of women screened for cervical cancer from 20 per cent to 65 per cent within the plan period . In addition deliberate interventions will be directed towards reduction of maternal mortality within the same period.

Labour Force (15-64 years): The labour force population is estimated at 476,485 (209,486 males and 266,999 females) in 2018 and this number is projected to increase to 510,013 (224,226 males and 285,787 females) and 584,313 (256,892 males and 327,421 females) persons in 2022 and 2030 respectively. These economically active people represent 48.5 per cent of the total population therefore there is need for more resources to be channeled to employment driven investments to reduce the burden of dependency and poverty. Besides there is need to maximize on the availability of universities and set up appropriate tertiary training institutions to cater for the primary and secondary school drop-outs to boost skills and competency within the county.

Aged Population (65 years and above): The aged population is estimated at 52,524 (21,275 males and 31,248 females) in 2018 accounting for 5.3 per cent of the total population. This category of the population is projected to increase to 56,219 (22,772 males and 33,447 females) and 64,410 (26,090 males and 38,320 females) persons in 2022 and 2030 respectively. The low population of the aged can be attributed to low life expectancy rate of both males and females which stands at 38.3 and 43.6 respectively. This group is mostly affected by non-communicable conditions such as cardiovascular diseases, cancers, diabetes and mental health, which need to be focused on during the plan period. There will be need for the expansion of social protection initiatives targeting this group so as to reduce the dependency ratio while up-lifting the living standards of this group.

1.1.5.4 Population Projections by Urban and Rural Areas

In terms of population distribution by urban and rural residence, 89 per cent of the population in Siaya County lives in the rural areas, with only 11 per cent living in the urban areas of the county. This pattern of settlement is attributed to the nature of the county's economy which is rural based and inadequacy of basic infrastructural and socio-economic facilities in urban areas due to slow urbanization. The table below shows the settlement pattern.

Table 5: Population Projections by Urban and Rural Areas

Area	Baseline 2009				Current Estimates 2018				Projections 2022				Projections 2030			
	Male	Female	Total	%	Male	Female	Total	%	Male	Female	Total	%	Male	Female	Total	%
Rural	355,096	396,581	751,677	89	413,802	462,146	875,948	89.2	442,920	494,665	937,584	89.2	507,445	566,728	1,074,173	89.2
Urban	43,556	47,071	90,627	11	50,757	54,853	105,610	10.8	54,328	58,713	113,041	10.8	62,243	67,266	129,509	10.8
Total	398,652	443,662	842,314	100	464,559	516,999	981,558	100	497,248	553,378	1,050,626	100	569,688	633,995	1,203,683	100

Source: KNBS-2009 Kenya Population and Housing Census (Vol. 1C)

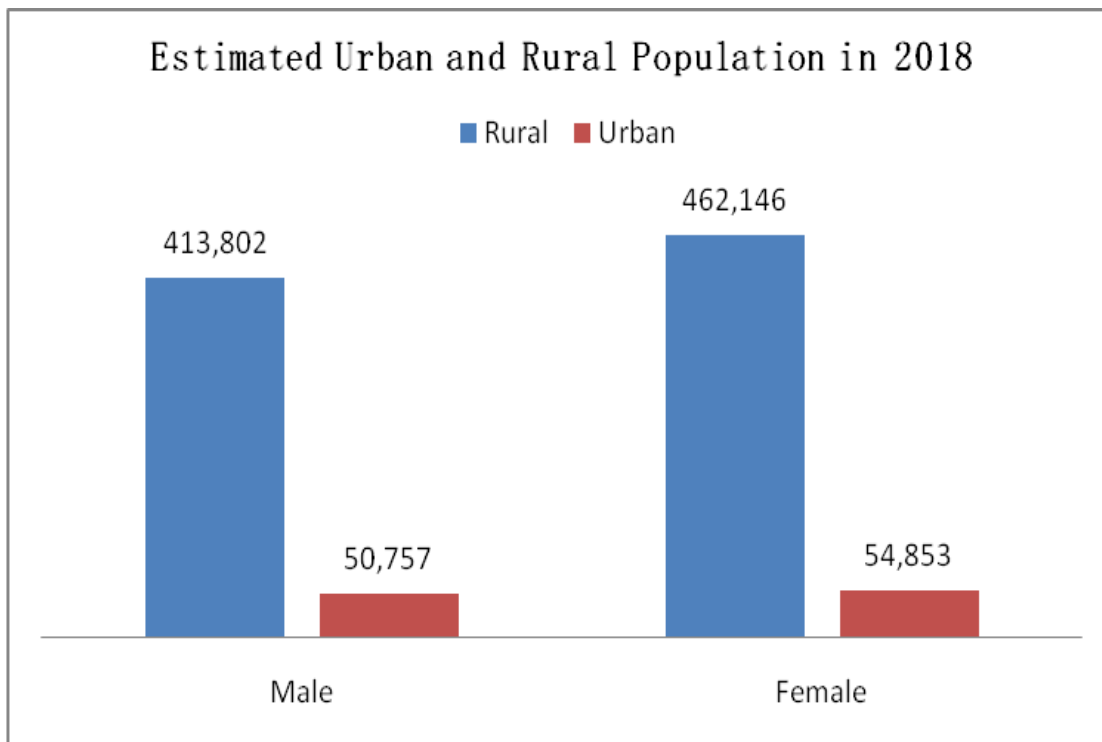


Figure 5: Urban and Rural Population

Demographic Dividend and Potential

Demographic Dividend results from increased productivity and greater savings due to a lower number of dependents leading to economic growth. Benefits of the demographic dividend are optimized when accompanied by investments in health and education, and pro-growth, job-creating and economic reforms.

Table 6: Demographic dividend potential

Category	Estimates 2018	2022 Projections	2030 Projections
Population Size	981,558	1,050,626	1,203,683
Population below 15 years (44.9%)	452,549	484,393	554,960
Population 15-64 years (49.8%)	476,485	510,013	584,313
Population Above 65 years (5.3%)	52,524	56,220	64,410
Dependency Ratio	100:100	100:100	100:100
Fertility Levels	5.5 Against National 3.9		

Dependency Ratio: This is the proportion of the population that is dependent (age 0-14 and 65+) on the working – age population (15 – 64years). A rising dependency ratio is of concern to county’s that have either a very young or aging populations.

The county’s dependency ratio is 50:50 indicating that there are 100 dependants for every 100 working age people

Child Dependency Ratio: This is the number of children aged 0-14 relative to the number of people aged 15-64 years. The county's child dependency ratio is 90 dependent children for every 100 working age people. The number of children determines the demand for schools, health care and other services and is important for effective planning for investment in education and training, recreation and social development.

Age Dependency Ratio: This is the number of people aged 65 years and above relative to the total number of people aged 15-64 years. The county's aged dependency ratio is 11 aged dependents for every 100 working age people. There will be an intervention towards the expansion of social protection initiatives targeting this group so as to reduce the dependency ratio.

1.2 Human Development Approach

Human development is both a goal and a process of empowering people to lead the lives they value by expanding their capabilities, freedoms, and choices. Principles of human development are equity within and across groups, efficiency in the use of resources, empowerment in terms of provision of resources and opportunities for people to participate in the development process, sustainability (of environmental, social, economic and political policies), and inclusiveness.

According to report by Population Action International, 2014, Siaya Human Development Index is estimated to be at 0.46 against the national average of 0.56. National life expectancy is 62.2 and expected years of schooling 11.1. The ranking was in categories of Very High human development, High human development, Medium Human Development and Low human development.

Despite progress in human development at the global, regional and national levels, uneven income distribution and human deprivations persist. This is one of the driving forces behind the new constitutional dispensation in Kenya in which national and county governments co-exist to address the emerging inequalities and marginalisation

It is noted that counties are yet to embark on preparing county human development reports (CHDR). This will raise public awareness and trigger action on critical human development concerns, strengthen national statistical and analytic capacity to assess and promote people-centred development; and shape policies and programmes by providing options and broad recommendations based on concrete analysis.

1.3 Infrastructure Development

1.3.1. Road, Rail Network, Airstrips and Jetties

Roads - As of 2017 the county had 434.2km of bitumen standard roads, 1297.41km gravel, 532.78 km of earth and a further 1,170 narrow roads. Major roads traversing the county are Kisumu-Busia Highway (which is an international trunk road, class B1), Luanda-Siaya (30 km), Siaya-Nyadorera (22 km), Rangala-Siaya-Bondo (34 km), Ngiya-Ndori(17 km), Ndori-Luanda-Kotieno (47 km), Bondo-Misori (26 km) and Kisian-Bondo-Usenge (72 km) roads. In addition, there are roads which are being upgraded to bitumen standard; these include Akala-Luanda, Kodiaga-Wagai-Aluor-Onyinyore-Akala, Ugunja-Ukwala-Nyadorera, Butere-Ugunja and Boro-Ndere roads.

Airstrips - There are three main airstrips in the county namely Gombe, Dominion and Sega. Their conditions are not very good and require attention. There is no airport in the county but Kisumu International Airport is only 75kms to Siaya town centre.

Rail Network – Railway line passes through the county in Gem with a station at Yala. However, the line is not in use.

Harbours and Jetties - There are three jetties in the county namely Luanda K'otieno, Asembo Bay and Usenge. Out of these, Asembo Bay is not functional.

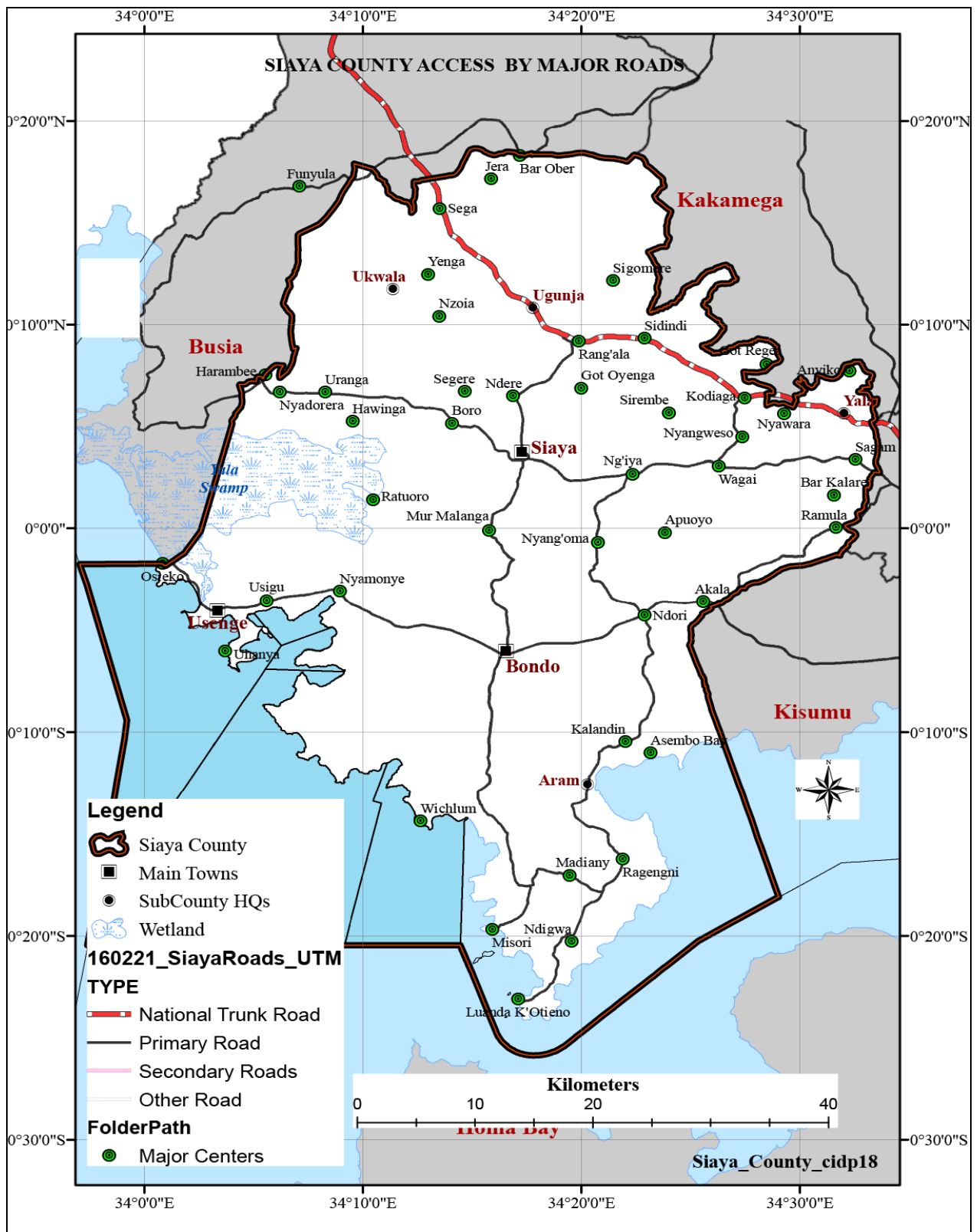


Figure 6: County Access by Major Roads

1.3.2. Posts and Telecommunication

There are 18 post offices and 4 sub-post offices offering postal services across the county. Postal services are also provided by G4S, Wells Fargo and EMS. In addition, couriers services are also provided by registered public service vehicles such as Easy Coach and the Guardian.

It is estimated that 75.2 per cent of the households in the County own a radio, 13.7 per cent television sets, 90 per cent mobile phones with main operators being Safaricom and Airtel communication companies, 0.5 per cent landline and 1.2 per cent of the households own computers. Siaya County headquarters has a fibre optic cable that has led to increased internet connectivity. It is important to note that most of the government offices have internet connection through modems.

1.3.3. Energy Access

The main sources of lighting in the County include: paraffin 69 per cent, electricity 24 per cent (KPLC County Electricity Access Rates of June 2016), solar 6 per cent and gas lamps 0.2 per cent while the main sources of cooking fuel used in the households include firewood 84.2 per cent, LPG gas 1.1 per cent charcoal 13.2 per cent while 0.8 per cent of the households use paraffin. 85 per cent of Trading centres, 89 percent of health facilities and ninety seven percent of secondary schools across the county are connected to electricity. The main cooking appliances include traditional three stone fire 71.4 per cent, ordinary jiko 10.8 per cent, improved modern cook stove 14.5 per cent, gas cooker 2 per cent, kerosene stove 0.6 per cent and electric cooker at 0.07 percent. Energy is a critical driver of the economy, standard of living and national security of every country. The level and the intensity of energy use in a country is a key indicator of economic growth and development. The Kenya Vision 2030 identified energy as one of the infrastructure enablers of its social economic pillar.

Approximately 70 per cent of the County lacks electricity supply especially within the growing market centers and recently created administrative political units. This hinders realization of the County's potential in agri-business processing, *jua-kali* development and efficient service delivery. Frequent power interruptions and outages adversely affect businesses and institutions' operations.

1.3.4. Housing

The classification on housing is based on the walling, roofing and floor materials used. It is estimated that 70.1 per cent of the households have earth floor, 29.0 per cent have cement floor, 0.40 per cent have tiles while 0.4 per cent have wooden floor. 63.8 per cent of households use mud/wood as the main type of walling material while 0.1 per cent of the households use tin as the main type of wall material. The main types of roofing material used in the County include: corrugated iron sheets (65.9 percent), *makuti/grass* (32.1 per cent) and asbestos sheet (0.9 per cent).

Available housing units in the County are only 20 percent of the total demand. The demand is high while the supply is very low. House provision is mostly owner occupier in the rural areas. In urban areas, provision is mostly by the private developers, National Housing Cooperation and Ministry of Housing for civil servants. NHC has land for future development at the County headquarters. The Ministry of Housing indicates the total number of dwelling units constructed for government departments in Siaya County as 233: 15 units of High Grade (HG); 104 units of Medium Grade (MG); and 139 units of Low Grades (LG) of Government houses. They are occupied by the following government departments; Police, Health personnel, Ministry of Agriculture personnel, provincial administration, Department of Survey, Ministry of Housing and public works. Distributions of these houses are as indicated here below:-

Table 7: Government Housing Units

				POLICE LINE		AP. LINE		TOTALS
	HG	MG	LG	MG	LG	MG	LG	
SIAYA SUB COUNTY	8	72	49	65	0	1	23	218
BONDO SUB COUNTY	3	6	2	2	28	0	15	56
GEM SUB COUNTY	0	15	52	0	16	0	4	87
UGENYA SUB COUNTY	3	7	14	2	22	0	6	54
UGUNJA SUB COUNTY	0	2	6	0	0	0	0	8
RARIEDA SUB COUNTY	1	2	16	0	0	0	0	19
TOTALS	15	104	139	69	66	1	48	442

Source: County Housing Office 2017

There are two types of housing units in Siaya County, permanent and semi-permanent. Permanent dwellings, constructed using materials that can maintain stability for more than two decades such as tiles, iron sheets, ballast, cement, wood and iron bars. Semi-permanent dwelling units on the other hand are constructed using materials that are both permanent and

temporary such as clay, wood or grass that cannot maintain stability for more than a decade. Government houses in Siaya County are constructed of stone/ concrete blocks on super structure walling. Roofing is of GCI sheets/Asbestos and Mangalore tiles while floors are of screed. Due to state of disrepair these houses are badly dilapidated and require refurbishment.

The rent ranges from KShs.1000 for a one bedroom unit to KShs.12, 000 for a three bedroom self-contained unit for rentals constructed by private developers. Government quarters are considerably affordable compared with privately rented quarters. Market rent rate charged on government houses is dictated by the occupation space therein and valuation done by qualified government valuer.

1.4. Land and Land Use

1.4.1. Land Ownership Categories

Land in the County is categorised based as per the Constitution of Kenya 2010 as private land, public land and community land.

Private land, which forms most of the land in the county, is the category of land owned by private individuals. The rights and interests of this category of land have been fully ascertained through the process of land adjudication and therefore relatively easy to acquire for investment purposes. There however still exist sections whose rights and interest have not been determined and the county government needs to intervene to have the process finalised.

Approximately 2059 square kilometres of land is arable and a major form of land use is peasantry agriculture. Only small portion of Siaya town has been planned for industrial use. There is need to demarcate more land for industrial use in major urban centres in the county.

Most of the lands in the rural areas are under general boundaries prone to a lot of boundary disputes, while in Urban centers there are fixed surveys which are free from disputes. The first category requires that this general surveys be geo-referenced to reduce the number of disputes arising from the boundaries.

1.4.2. Mean Holding Size

The average farm size in the County varies from sub-County to sub-County, for instance the average farm size for small scale farmers in Bondo sub-County is approximately 3.0 Ha while in Alego Usonga sub-County is 1.02 Ha. The average farm size for large scale farm

stands at approximately 7.0 ha. Figures to be changed/Ugenya, ugunja, gem and rarieda mean holdings.

Due to high cost of processing land transactions and succession charges, there are a lot of informal land subdivisions in the County.

1.4.3. Incidence of Landlessness

Siaya County is majorly inhabited by families that trace their land ownership mostly based on their ancestral lineage. The culture of land ownership is under threat following the emerging trend of leasing or selling land for commercial endeavors. This trend is likely to lead to cases of landlessness in the near future. In Ugunja, Gem and Ugenya there is limited land for agriculture due to the high population densities. Following the 2007/2008 post-election violence, a percentage of the residents of the County were displaced from various parts of the County. Almost all of those displaced traced their way to their ancestral land in which they were welcome. Generally there are no cases of landlessness in the County.

1.5. Employment

1.5.1. Labour Force by Sector

The county's labour force was projected to be 468,474 in 2017 out of which 205,964 were men and 262,510 were women. It is projected that this will increase to 476,485 in 2018 and 510,036 in 2022. In view of these dynamics, there will be need to invest in key sectors of the economy in order to create employment opportunities for this force.

1.5.2 Employment and Other Sources of Income

Wages Earners

Wage employment in the county forms approximately 17% of the total employment opportunities scattered across various sectors including agriculture, Non-Governmental Organizations, the government and in the transport industry. Agriculture alone provides approximately 61% of all employment opportunities in the county.

Self Employed

The urban self -employed comprise 14 percent of the total labour force while 8 percent is rural based. Most people in the rural areas are self -employed and engaged in small scale businesses operating kiosks, selling grocery, foodstuffs, small hotels and 'bodaboda services and undertaking small scale farming.

The urban self-employment includes those in businesses like shop keeping, hotels, chemists, hair dressing foodstuff trade, cottage industry among others.

Unemployment Levels

It is estimated that approximately 40% which translates to 172,120 persons in the counties labour force is unemployed. These high levels of unemployment may be explained by low access to affordable credits, lack of collateral and more often overreliance on white collar jobs with total disregard to self-employment.

In this regard, more opportunities need to be created with an aim of addressing the unemployment problem. The county government has put in place various programmes that will expand opportunities for the youth and women. Nonetheless, there is need for more interventions by all stakeholders to complement government's initiatives.

1.6. Irrigation Infrastructure and Schemes

1.6.1. Irrigation Potential

Siaya County has an irrigation potential of 7100 hectares in its natural state. Areas suitable for irrigation include land along Lake Victoria and Kanyaboli; Rivers Yala, Nzoia and major streams such as Wuoroya. This acreage is not yet fully utilized despite the potential for expansion using irrigation dams. Over-reliance on rain fed agriculture has been the major reason for food insecurity in the county. This has made the county a net importer for most foodstuffs. With an irrigation potential of 7100 hectares, Siaya County would be food secure if more focus is put on expanding area under irrigation from the current 10 per cent to 20 per cent in the next five years. Besides, there is need to rehabilitate and expand the old schemes (Obenge, Nyangoe, Kasiri, Aram, East Yimbo, Central Sakwa, North Sakwa, North Alego and South East Alego and improve water use efficiency from the current 35 per cent to 50 per cent within the existing irrigation schemes. Farmers undertaking irrigation farming are few with very low adoption level on irrigation farming techniques, this situation calls for enhanced irrigation extension services. Irrigation farming in the county besides ensuring food security for the populace would create employment and stem rural - urban migration.

The county plans to put more focus on programs aimed at revitalizing stalled irrigation schemes and increasing area under irrigated agriculture in the next five years. More focus will be put in areas around Lake Victoria, along Rivers Yala and Nzoia.

In the next five years the department intends to implement irrigation projects in the following cluster areas; Upper Nzoia, Kokise, Aram, Ruma, Kunya, Got Kachola, Misori, Likungu, Utonga, Warianda and Nyangera. The R.Nzoia lower basin is earmarked for a major irrigation project which on completion will provide irrigation infrastructure to cover about 2000Ha. The project is being implemented in partnership with the National Irrigation Board (NIB).

1.6.2. Irrigation Schemes

There are three major irrigation schemes: Dominion in Alego-Usonga, Anyiko irrigation scheme in Ugenya and Aram irrigation schemes in Rarieda. The major products are horticulture in Rarieda Sub County and rice in Alego Usonga and Ugenya Sub Counties. The small scale irrigation schemes in the county include Nyangera in West Yimbo, Obenge, Nyangoe and Kasiri Irrigation Schemes in South Uyoma.

Irrigation infrastructure are located in various schemes. In the past four years the County Government implemented nine drip irrigation schemes in Rarieda, Bondo and Alego Usonga Sub Counties covering 64 hectares. However, performance of the schemes has been below expectation, thus the need to prioritise operationalisation of the schemes. Focus shall also be turned on the various schemes in the county that were implemented in the past and are in dire need of rehabilitation to regain the designed potential.

1.7. Crop, Livestock, Fish Production and Value Addition

1.7.1. Main Crops Produced

Crop production is a major contributor to food self-sufficiency and security in the county. In addition, it contributes to poverty reduction through employment creation and value addition. The main food crops are maize, sorghum, beans, cassava and sweet potatoes. These are produced across all the six sub-counties, albeit with different intensities. Cash crops produced are mainly rice, sugarcane and groundnuts. Over the years cotton production has declined because of marketing problems.

Vegetables produced in the County include; tomatoes, onions, avocado and kales while fruits are mangoes, pawpaw, bananas, oranges and watermelon. Some of the emerging crops in the County include: irrigated rice, palm oil, chilli, passion fruits and grain amaranth.

1.7.2. Acreage under Food and Cash Crops

The area under major food crops had a tremendous increase in 2014 compared to 2013. This was partly attributed to the introduction of Tractor Hire Service (THs) that accelerated the opening of more land for crop production. This was also contributed to by the subsidized seeds and fertilizers, favourable weather conditions and facilitation of agriculture extension staff. However in the subsequent years, there was both a drop in acreage under crop production and productivity. This was majorly caused by inadequate moisture resulting in some of the ploughed land remaining unattended to. In Agro Ecological Zones (AEZ) LM3 and LM5, most crops suffered water stress leading to depressed production. Pest and disease infestation such as out- break of fall armyworm in 2016 also exacerbated the situation.

In 2016, 67,009 MT of cereal crops valued at Ksh 1,879,277,000 was produced from 89,273 Ha, 23,346 MT of legume crops valued at Ksh 1,157,671,600 was produced from 45,490 Ha. For roots and tuber crops, the production was 96,505 MT valued at Ksh 1,126,745,980 from 7630 Ha while a total of 29,400 MT of fruit crops was harvested valued at Ksh 85,790,300 from 1075 Ha.

Since most of the vegetable production is under irrigation, the effect on weather was not significant. A total of 36,682.3 MT valued at Ksh 1,346,538,750 was produced from 3732 Ha during the same period. (Directorate of Agriculture, 2016).

1.7.3. Average Farm Size

The average farm size for a small scale farmer is 1.1 hectares for a large scale farmer. The farm size is 0.8 ha for Gem and Ugunja; 1 ha for Alego Usonga, Bondo and Rarieda and 2 ha for ugenya. Due to small farm holdings and the resulting limited benefits of economies of scale, the practice of mechanized agriculture is heavily constrained.

1.7.4. Main Storage Facilities

The main storage facilities in the County both on and off farm include; traditional cribs, modern stores, traders' stores at the market centres and the National Cereals and Produce Board (NCPB) stores in Bondo town and Yala in Gem. In addition to the major cereal stores, the county hosts: Awelo grain/fertilizer store (NG-CDF), Kenya Industrial Estate Stores, Township Groundnut Store (World Vision), Boro DOs grain/fertilizer store (NG-CDF), factory store (dominion farm) in Alego Usonga; Yala Market Service Centre (MVP

and CGS), Nyawara Animal Feed Store (WKCDD and FMP) in Gem; Segal feed store (jerafeeds), Anyiko Rice Store (MOA), Ukwala Grain Store (CGS) in Ugenya. The County Government and NG-CDF have constructed additional cereal stores in Ugunja, Gem and Alego Usonga sub counties. These facilities are inadequate and are not well equipped to prevent high post-harvest losses.

1.7.5. Main Livestock Breeds and Facilities

Livestock production in Siaya includes rearing of beef and dairy cattle, poultry, sheep, goats and pigs. Other animals like donkeys, rabbits, bees and emerging livestock (e.g. quails, ostriches, crocodiles, silk worms) are also raised. It also entails forage production. Almost all household in the rural areas keep livestock. Some households in urban centres also keep livestock. Animal husbandry practices are almost uniform across the county with most livestock species raised on extensive farming systems. A few farmers have shifted to intensive animal farming methods, which have increased the yield of the various livestock products.

Livestock production continues to play a major economic and socio-cultural role within the county. It provides a source of food, income, employment, power, organic manure, and a means of transportation. It is a significant user of products from feeds, drugs, vaccines and equipment manufacturing industries and is a major provider of raw materials for agro-processing industries. With the increasing population, incomes and urbanization, the demand for livestock and livestock products is on the increase.

Livestock facilities in the county include cattle dips, auction rings, agro vet outlets, crush pens, water sources, and abattoirs,

Dairy Cattle: Dairy cattle population is estimated at 6071 heads: 515 in Ugenya; 1270 in Ugunja; 1490 in Alego Usonga; 876 in Bondo; 268 in Rarieda and 1652 in Gem. They are mainly kept in medium- to high-rainfall areas of Gem, Alego Usonga, Ugunja and Ugenya. The key dairy breeds are Ayrshire, Friesian, Guernsey, Jersey and cross-breeds. The bulk of the milk is produced by the zebu cattle, which has an estimated population of 339913 heads. In 2016, milk production was estimated at 25 million litres valued at Ksh 375 million. The rising population in the county puts pressure on milk production as demand outstrips supply leading to heavy reliance on milk from other counties.

Beef Cattle: The beef cattle population is estimated at 340,000 heads: 18811 in Ugenya; 34678 in Ugunja; 99198 in Alego Usonga; 87478 in Bondo; 55540 in Rarieda and 44208 in Gem. The main beef species are East African Zebu and cross-breeds. The average carcass weight is 80 kg which is way below the national average of 120 Kg. Dairy cattle culls also contribute to the county beef supply. On average, the county produces 3800 MT of beef worth Ksh 1.3 billion annually. The supply of beef barely meets the county's demand.

Sheep and Goats: Sheep and goats play a key role in culture and households' income and food security. They have short-generation intervals, high adaptability and versatile feeding habits. The main goat breeds are the Small East African Goat and sheep breeds are the indigenous hair sheep whose sizes are small and take a long time to mature. The county has an estimated 270,000 goats and 150,000 sheep. Annual meat production is estimated at 540 MT of mutton and 250 MT of chevon worth Ksh 294 million.

Poultry: The County has an estimated 1 million birds, consisting of free-ranging birds, commercial layers and broilers. Other poultry species like duck, turkey, pigeon, ostrich, guinea fowl and quail make up 3 per cent and are becoming increasingly important. Annually, the county produces about 1900 MT of poultry meat worth Ksh 760 million and 716,000 trays of eggs worth KES 214 million. The county has a deficit of both poultry meat and eggs which are supplemented by imports.

Pigs: Pig rearing in the county is not well-established or organized, starting from the rearing to the marketing. Pigs are a source of household income and food security. Most are kept on extensive system, where they are left to scavenge. Breeds include crosses of Landrace, Large White, Hampshire and locals. In 2016 the county has an average population of 13,000 pigs: 4131 in ugenya; 1555 in ugunja; 787 in alego usonga; 4419 in bondo; 1589 in rarieda and 745 in gem. The pig meat production is estimated at 204 MT worth Ksh 48 million.

Livestock Health: The veterinary services involve livestock disease and pest control, veterinary public health, hide and skins improvement services and extension services and regulatory services in artificial insemination, agro vets, clinical services and animal care. Trans- boundary diseases is a major threat as most of the diseases enter the county from other counties.

Major diseases encountered are tick born and east coast fever (ECF) which is the major animal killer. Other diseases include rabies, foot and mouth, trypanosomiasis, lumpy skin disease, new castle disease, fowl-pox and fowl typhoid.

To mitigate animal diseases, the county has a full-fledged veterinary directorate which works hand in hand with private animal health practitioners. There are also agro vets which provide over the counter drugs to farmers.

There is one functioning cattle dip in alego usonga and 59 non functioning dips across the county. There are 13 functioning crush pens: 5 in gem; 1 in rarieda and 7 in bondo and 83 non functioning crush pens: 10 in both alego usonga and gem; 24 in rarieda ; 22 in bando and 17in ugunja.

1.7.6. Fishing Activities

Fisheries activities are major sources of income, food, employment and foreign exchange earnings in Kenya. Lake Victoria is the most important source of fish in East Africa and the biggest source of freshwater fish on the African continent. The lake is also important in conservation terms because of its great biodiversity of predominant fish species.

Fisheries in the County are two folds; capture fisheries from Lakes Victoria and Kanyaboli, and culture fisheries (aquaculture). The Siaya Waters of Lake Victoria directly employs 12,140 fishing crews operating 4,007 boats accounting for about 30% of the number of crews and 28% of fishing boats operating on the Kenyan side of the lake (Frame Survey, 2016). The fishing crews and crafts operating in Lake Kanyaboli stands at 834 and 398 respectively. In total, there are 83 fish landing sites on Lake Victoria and 4 on Lake Kanyaboli with the major ones being Usenge, Wichlum, Luanda Kotieno, Osindo and Nambo on Lake Victoria.

In 2016, the county produced about 28.3 thousand metric tons of fish from Lakes Victoria and Kanyaboli valued at about 5.6 billion Kenya shillings based on ex-vessel prices. The catch was dominated by *Rastrineobolaargentea* ('Omena' – 38%) and Nile perch (36%) with Tilapia and catfish contributing 6% and 2% of the total fish landings by volume respectively. Other species were also landed though in relatively smaller quantities. Fish catches from lakes have shown a general downward trend, from 39 thousand metric tons in 2010 to about 28.3 thousand metric tons in the year 2016. This calls for more effort on ensuring sustainable utilization of the fisheries resources in our lakes.

Over 80 per cent of ‘omena’ and Nile perch fishes landed in the county is traded outside the county with Nile perch being the country's major fish export earner. Fish farming in the County is largely practised in earthen ponds although fish cages have also picked up in Bondo and Rarieda sub counties. The highest number of fish ponds in Gem (24%) is largely because of the existing streams and soil type that favour fish farming on earthen ponds. Only two species so far dominate this region, namely Tilapia (*Oreochromis niloticus*) and African catfish (*Clarius gariepinus*). In the year 2016, the county produced 137.3 metric tonnes from earthen ponds which netted the farmers Kshs 24.1 million. More potential remains un-tapped both in the lakes Victoria and Kanyaboli as well as in earthen ponds with regards to productivity. The table below provides a summary of aquaculture units and production by Sub counties.

Table 8: Aquaculture units and production

	Rarieda	Bondo	Alego Usonga	Gen	Ugenya	Ugunja	Total (2016)
Metric tons	22.0	15.4	21.0	32.5	19.8	26.6	137.3
% contribution	16.0	11.2	15.3	23.7	14.4	19.4	100.0
Million Ksh	3.6	2.7	3.5	6.5	3.3	4.5	24.1
Area under fish ponds (Ha)	75.3	38.1	96.2	106.9	45.1	52.4	413.9
Fish cages	53	1873	0	0	0	0	

1.7.7. Apiculture

In addition to contributing directly to household incomes, bees play an important role in plant pollination. In 2016 the county had 10,600 beehives producing 513 MT of honey and 13 MT of beeswax, all valued at Ksh 183 million. Beekeeping is becoming increasingly popular due to the low investment and variable costs involved. The potential for apiculture is huge and underexploited.

1.8. Oil and Other Mineral Resources

1.8.1 Mineral and Oil Potential

The county's oil potential remains largely unexplored. However, with recent developments in the national hydrocarbon industry, considerations are being made to carry out oil exploration to determine the county's oil potential. Recent discoveries of oil potential in the neighbouring regions of Kakamega and Kisumu Counties raise hopes that Siaya County may also bear some oil potential.

A study by Lake Basin Development Authority (LBDA) has shown that the whole of the lake Victoria Basin region of which Siaya County is included, has some minerals, precious stones and rare earth elements. The best known mineral in the County is gold. Other minerals include fluorite which occurs as a thin vein near Rata within the larger Asembo; granite and black sand from Yala valley which has weak radioactive quality.

1.8.2 On-going Mining and Extraction Activities

Historically the county has been host to mineral extraction activities particularly gold, since colonial times albeit on subsistence scales. Small scale mining of gold is still in practice in a number of potential sites spread randomly within the county especially in Masamra and Rambula areas of Ugunja Sub-County, Rera area in Gem Sub-County, Barding area of Alego-Usonga Sub-County, Asembo Bay and Saradidi areas in Rarieda Sub-County, Abimbo, Wagusu and Nango areas of Bondo Sub-County. Sub surface Sand harvesting take place along the beaches in bondo and rarieda sub counties and river sand harvesting along Nzoia and Yala rivers.

Further exploration of minerals in commercial quantities is equally being experimented especially for Gold and Iron among other mineral types. Acacia Mining Company has been carrying out gold exploration activities within the county.

The county aspires to work with the Mines and Geology department in the National Government to map out the existing and potential mineral areas; to regularise the operations of the mining activities; capacity-build the miners on use of protective gears and to facilitate the formation of mining co-operative societies.

1.9 Tourism and Wildlife

1.9.1 Main Tourist Attractions and Activities

Siaya prides herself of great Luo heroes, scholars, politicians as well as great chief cognizant of Odera Akang'o who is well remembered for his powers being the first chief in Kenya to instill formal education.

Siaya County has diverse tourism attractions, ranging from natural, historical, flora and fauna and cultural attractions. This land potentially harbors different forms of tourism including agro tourism, sport tourism, eco-tourism, cultural tourism and culinary tourism.

Main categories of tourism attraction include:

- a. **Cultural Tourism:** Ramogi Hill(Got Ramogi), Jaramogi Oginga Odinga Mausoleum and Museum, Achieng' Oneko Mausoleum, Holy Got Adodi, Justice Ayanga Museums, Huluwino Blacksmiths, Chief Odera Akang'o Office and Cells in Yala and Cultural Activities in Siaya County.
- b. **Eco Tourism:** Lake Kanyaboli, Yala Swamp Wetland, Dominion Farm Birds Sanctuary, Anyiko Wetlands, Uwasi/Muluhwa Rice Scheme, Elmolo Crocodile Park, Lake Namboyo, Lake Bob, Lake Sare and Lake Victoria Fish Cages in Lake Victoria.
- c. **Nature based Tourism:** Ndanu Falls, Mahira Falls, Godha Falls, Mageta Island, Sirigombe Island, Rawalo Hills and Naya Hills
- d. **Leisure based Tourism:** Goye Beach, Madundu Beach and Luanda Kotieno

There have been several investments in cultural and heritage centre, linkages of the County with the western circuit and tours and travel investments. Some of these investments include **Got Ramogi Cultural Festival** aimed at promoting pilgrimage and cultural heritage tourism, conserving the forest cover, rekindling a sense of identity among the Luo Community, developing alternative activities to benefit the communities around the forest and providing a forum for continued scientific and cultural studies at Got Ramogi. **Lake Victoria Sitatunga Conservation Boat Race** mainly for wildlife conservation and to promote water sports in Lake Victoria, an important and key natural economic resource for the five Counties of the Lake region. Among other activities lined up during the boat race are; the fish eating day, exhibitions, traditional wrestling and Ajua. **Piny Luo Event** which is jointly funded by predominantly Luo speaking counties; Kisumu, Siaya, Homabay and Migori Counties with intention to strengthen and celebrate the Luo culture. **Miss Tourism Kenya** national beauty pageant whose main objective is to create tourism ambassadors who will champion the uniqueness of the respective counties and by extension the country at large.

1.9.2 Classified Hotels

The County currently does not have any classified hotel. However there are 89 unclassified hotels with a gross bed capacity of 1,780. The fact that the 44th president of the United States of America has paternal roots in the County has given the County an overwhelming facelift within the tourism sector. However, low bed capacity remains the major constraint to tourism resulting in visitors seeking accommodation in the neighboring counties.

1.9.3 Main Wildlife

The varieties of wildlife found in the County include hippopotamus (Lake Victoria, Rivers Nzoia and Yala), crocodiles (Yala Swamp, parts of the Lake Victoria), Sitatunga (Yala Swamp) and monkeys and leopards. The County has several species of fish, but the most popular ones are Nile perch, *Rastrineobolaargentea* (Locally known as Omena), Hatlochromines (locally known as Fulu or Wiu) and Nile Tilapia. Nile perch has a very high commercial value and is responsible for the economic break through which has been experienced along the shore of Lake Victoria. Others are bushpig (mainly in Yala Swamp), Hyenas (Got Abiero, Utonga), various species of snakes e.g. pythons, cobras and various species of birds.

1.9.3.1 Wildlife Conservation areas (Game parks, Reserves, Conservancies, Game Ranches)

The county hosts Elmololo Crocodile Park which is approximately 5 acres along the shore of Lake Victoria. It is an Eco – Tourism destination showcasing animals like Nile crocodiles and tortoise. The park is also inhabited by different species of birds including the Guinea fowls, ducks and goose. In addition, reptiles like lizards and snakes can also be seen at the park. The proposed Lake Kanyaboli National Reserve is a top priority of the County as means to promote and conserve wildlife as well as the ecosystem.

1.9.4 Creative Arts

The county recognizes that through Arts children, youth and women can use their talent to enhance their socio-economic status. Through this plan, the county shall create platforms for showcasing talent and quality arts, support those already engaged in different activities, develop a range of players in this area, engage communities through events, create an enabling environment for exposure in the arts and recognise talent in arts by awarding excellence.

1.9.5 Museums, Heritage and Cultural sites

The county hosts two gazetted national monuments and other heritage resources:

- a. Jaramogi Oginga Odinga Mausoleum and Museum* which is a gazetted heritage built on top of the grave of Kenya's first vice president and 'father' of opposition politics, Jaramogi Oginga Odinga. Housed in the museum is a rich collection of Jaramogi's regalia i.e Brief case, Ceremonial hats and clothes he wore at various

stages of his political life as well as various Luo artefacts that have become extinct in most parts of Nyanza.

- b. *Ramogi Hills*** has always occupied a special place in the history of the Luo. The name Ramogi is not only equated to the hill as a physical feature - it is the name of the forefather of the Luo people. Ramogi is believed to have settled on the hill when he emigrated from Sudan, hence the name Got Ramogi (Ramogi's Hill).

Got Ramogi is a hill of multiple purposes and significance ranging from cultural, religious and for the archaeologist; it is a historical site rich in traditional artifacts which indicates early life of people. Ramogi hills symbolize the heritage of the Luo Community. The hills have sacred sites which are believed to be mediums through which this community draws strength and divine protection from the ancestral spirits. This is why people visit the hill for blessings, strengths, and for divine protection.

Other heritage resources and mausoleums are either not gazetted or private entities. However the department is in the process of pursuing gazzettment for some of the sites.

They include;

- a. *Achieng' Oneko Mausoleum*** is Located in Rarieda Sub county, the mausoleum was constructed by the National government in honour of Hon. Achieng' Oneko, a National hero, Freedom fighter, Journalist and Politician. He was among the famous "Kapenguria 6" including Mzee Jomo Kenyatta, Paul Ngei, Bildad Kaggia, Kung'u Karumba and Fred Kubai who were arrested by the British Colonial government allegedly for being linked with the Mau Mau movement in 1952. The mausoleum has displays of his personal effects including his famous typewriter and Detention Order Notice among many other valuable collections.
- b. *Mageta Island Colonial Cells located at Mageta Island in Yimbo west ward***; This is where the colonial Government used as a detention prison, Kenyans are believed to have been subjected to torture by the colonial government here and it is believed that Dedan Kimathi was among those who were detained there.
- c. *Justice Hayanga Home***; Museum is a personal Museum, cottages, Campsite and also has a Chapel with a beautiful ecosystem fit for adventure and ecotourism and is open to the public.

- d. **Grace Ogot Mausoleum;** This is also a personal mausoleum set up in honour of the late Grace Ogot, but is also a heritage resource in terms of the available information and artifacts available. The mausoleum is supported by a library set up by Professor Bethwell Ogot.
- e. **Chief Odera Akang'o heritage centre;** It is situated in Gem Sub County and is currently being developed into heritage centre by restoring the old cell used by the late Odera kango who is credited for ensuring children went to school and construction of a heritage centre to preserve this piece of history and benefit to the community.

1.10 Industry and Trade

1.10.1 Markets

There are 221 active market centres in the county distributed per sub-county as shown in table below.

Table 9: Distribution of Markets

Sub-County	Number of markets	% of total
Alego-Usonga	61	27.6
Bondo	45	20.4
Gem	35	15.8
Rarieda	31	14.0
Ugenya	29	13.1
Ugunja	20	9.1
Total	221	100.0

They generate revenue mainly from cess and single business permits. In addition, there are other sources of miscellaneous sources of revenue in these markets which are tapped though in a small scale. To ensure smooth and robust trade in these markets, link roads have been done and electricity installed in some of these markets. In addition, general market infrastructure have been improved including installation of solar lights, construction of pit latrines, construction of market sheds and drainage systems.

1.10.2 Industrial Parks

In Siaya there are no major industrial parks. There is a minor SME park owned by the Kenya Industrial Estates (KIE) that is operational. The county in conjunction with EPZ is in the process of acquiring land to establish an industrial park. The creation of the industrial park

would be a big boost to the economy of the county through job creation and industrial development.

1.10.3 Types and Number of Businesses

There are supermarkets, wholesale and retail outlets, open air market businesses. Major supermarket is found in Ugunja while in other towns, there are mini-supermarkets. These vend items ranging from manufactured goods, agricultural products and services.

Table 10: Types and Number of Businesses

MAJOR TYPES	TYPES	RARIEDA SUB COUNTY	BONDO SUB COUNTY	UGUNJA SUB COUNTY	UGENYA SUB COUNTY	GEM SUB COUNTY	ALEGO SUB COUNTY	TOTAL
Service Business	Banks	0	5	3	0	1	6	10
	Hotel	7	30	24	12	3	16	92
Merchandise Business	Supermarkets	1	5	4	4	3	5	22
	Retail shops	20	55	30	6	7	25	143

Devolution has brought in assorted consumption patterns which put pressure on the business community to improve their business in terms of infrastructure and merchandise. The county also must undertake urban planning and put in place enabling business environment to boost them.

1.10.4 Major Industries

The industrial sector comprises of the manufacturing, quarrying, mining and construction activities out of which the manufacturing sector accounts for approximately two-thirds. The sector is mainly agro-based and characterized by relatively low value addition, employment, capacity utilization and export volumes partly due to weak linkages to other sectors.

Siaya County has a relatively small Industrial Sector as stated in various County reports. In August 2016, the department undertook a survey to get the true picture of industries in the County. The results of the survey indicated that there were 27 operating industries, six (6) non-operational and two (2) were under construction. From this survey, the department has hence embarked on identification of immediate needs to operationalise the stalled industries on need by need basis and their viability towards achievement of the overall vision of the County.

It is worth noting that majority of these industries are privately owned but plays a vital role in provision of goods and services in addition to being a source of employment to members of the community and residence of Siaya County.

Table 11: Major Industries

Sub-County	Operational	Not Operating	Never Started Working	Not Completed
BONDO	Kamboga Dairies		South Sakwa Industrial Cooperative	Wichlum Cold Storage
	Lakeland Dairy		Usenge Water Bottling Plant	
	Bondo Slaughter			
	RaboPoultry			
	Wagusu Gold Sites			
	Nyangoma Lakeshore Disabled Group			
	Lakeland-Alicia Bakers & Confectioners Ltd			
	Usenge Beach Processing Plant & Cold Storage			
UGENYA	Rajenya Groundnut Processing Plant	Amaranth Processing Plant	Jera Animal Feeds Processing Plant	
	Deje Farms Products Ltd	Jera Dairy		
	AnyikoUjwanga Rice	Kupa Soya Processing Plant		
	Growers Coop Society			
GEM	Tiji water	Chuma Industrial Engineers Company Ltd	Kodiaga Soya Plant	
	Gem Honey Producer Coop Society			
	Yala Dairy			
	Yala Riverside Dairy			
	Gem Agricultural Farmers Coop Society			
	Indigent Coop			
	Bar KaUmara Abattoir			
	YalaJuakali			
	Nyawara Animal Feed			
	Gem Soya Farmers Self Help Group			
ALEGO-USONGA	Mur-malanga Dairy	Cotton Ginnery	FROST	
	Ramba Fruit Processing Plant		Siaya Nuts Producers & Processing Coop Ltd	
	Liganwa Enterprise			
	Chez Albert			
RARIEDA	Madiany Cotton Ginnery			Luanda Kotieno Cold Storage
TOTALS	27	6	6	2

1.10.5 Micro, Small and Medium Enterprises

The county has micro, small and medium scale industries (MSMEs). Most of these industries deal in agro-based value addition, quarrying, mining and construction activities.

1.11 Financial Services

1.11.1 Number of Banks, Micro Financial Institutions, Mobile Money Agents And SACCO's

Financial services are provided by both bank and non-bank institutions. These consist of banks, microfinance institutions, cooperative societies and other non-financials such as mobile money, posta's money order, merry go round, table banking, *chamas* amongst others. Financial institutions found in Siaya are: Kenya Commercial Bank (KCB), Cooperative Bank of Kenya (Coop), Equity Bank, Kenya Women Finance Trust, and Postbank. These institutions, whether bank or non-bank, mobilise funds from low spenders to high spenders through different types of accounts owned by individuals and institutions.

There are some sub-counties like Rarieda and Ugenya which do not have formal banking institution, and in such cases, other financial institutions play a key role in catalysing socio-economic development of these sub-counties. Prior to devolution, cooperatives played a lesser role in financial intermediation as few were active. However, this has since changed as at the close of 2016, there were 247 cooperative societies in the county out of which 168 were active, making them key players in the financial market. The county host financial Institutions like KIE and AFC that provide business advisory and financial services.

1.11.2 Distribution/Coverage of Financial Services by Sub County

Financial services across the county are provided by: Cooperative Bank of Kenya, Kenya Commercial Bank, Kenya Women Finance Trust, Postbank, Roscas and Mobile money agents in Alego Usonga and Bondo; Cooperative Bank of Kenya, Posta, Mobile money agents and Rosca in Gem; Mobile money agents and Roscas in rarieda and ugenya; Kenya Commercial Bank, Kenya Women Finance Trust, Posta, Mobile money agents and Roscas in Ugunja.

1.12 Forestry, Agro Forestry and Value Addition

1.12.1 Main Forest Types and Size

Considering the two perspectives of forestry as tree and forest cover, Siaya County shares a diversity of tree species. Agro-climatic zonation dictates the distribution of both exotic and

indigenous tree species within the county. The county has only two gazetted forests namely, Got Ramogi and Got Abiero. Other potential forest sites exist but have not been gazetted, these include among others: Akara and Mbaga in Alego Usonga; Usenge, Abom and Sirafungo in Bondo; Rambuğu and Naya in Rarieda; Osir and Rawalo in Gem and Got Odima in Ugenya.

1.12.2 Main Forest Products

The main forest products are timber, firewood, and charcoal. Due to limited forest cover, most of the forest products used in the County are mainly from neighboring counties such as Nandi, Kisii, Kakamega, Vihiga and Uasin Gishu and at times from Uganda. The contribution of the forest products to the local economy include boat-building, housing construction and civil works, biomass especially for cooking, carpentry and joinery. Some of the most common trees in the county include *Markhamia lutea (siala)*, *Albisia corarria(ober)*, *Ficus sycomora(ng'owo)*, *Melicia excels(olwa)*, *Eucalyptus camaldulensis(kaladari)*, *Grivellearobusta(bole)* and *Jacaranda mimosifolia(jacaranda)*

1.12.3 Agro Forestry

Agroforestry is commonly used to refer to practices where farmers deliberately retain and integrate trees with annual crop cultivation and livestock production among other farm activities as a form of land management technique. This practice has been widely promoted as an ecological based and sustainable practice involving a mix of both agriculture and forestry. Agroforestry gives the ecological and agricultural systems greater protection and the ability to deal with change and continue to develop. Agroforestry increases biodiversity, brings more humidity to the soil, reduces soil erosion and increases soil fertility. It enables diversified food production and helps to save natural forests that play an important role for a sustainable development

Challenges posed by food insecurity and ecological degradation, high population pressure, land encroachment along the Lake Victoria, forested and hilly landscapes have been experienced in Siaya county. Agroforestry is part of solution to these as it has both ecological and economic benefits i.e it contributes to sustainable agriculture, complements food and nutritional security in diverse ways through provision of tree foods such as fruits and leafy vegetables, improve farmers' incomes through the sale of tree foods and tree products, provision of fuel for cooking, use of fodder tree species such as *Calliandra* for improved milk production, promotes environmental sustainability, reduces impacts of climate change and

promotes biodiversity among other benefits. Agroforestry and sustainable agricultural methods help to mitigate climate change by sequestering and storing carbon in the trees and in the soil.

Siaya County is characterized by subsistence food crop system where main crops grown are maize, beans; bananas, cassava, sorghum, sweet potatoes and millet among other subsistence crops are grown. Majority of farmers also keep some local livestock breeds. Under this crop system, agroforestry technologies to improve soil fertility would be important. These include promotion of fertilizer trees/shrubs and improved fallows for enhanced soil nutrients. Woodlots have a role to play in wood production and fodder trees are needed as a supplement for animal feed. More fruit trees of improved varieties could also be grown, both for domestic consumption and for sale. Other technologies depending on farmers' preferences and end use will include; boundary planting, trees on soil and water conservation structures, along stream and rivers, trees on degraded lands such as gullies, live fences and hedges and trees along roads and in schools. Suitable species are *Leucaenaleucocephala*, *Calliandracalothyrsus*, *Sesbaniasesban*, *Grevillearobusta*, *Casuarinaequisetifolia*, *Markhamialutea*, *Albizia spp.*, *Cajanuscajan*, *Morus alba*, *Psidiumguajava*, *Syzygium spp.*, *Maesopsiseminii* and fruit trees such as pawpaw, grafted mango, avocados, loquats, passion fruit and citrus among others.

The county will improve on the existing agroforestry systems by supporting more profitable agroforestry enterprises and increase the capacity of farmers to sustainably produce, process and market agroforestry products through promotion of specific agroforestry value chains, while maintaining biodiversity. Involvement of youths and women in establishing and managing commercial tree nurseries for sustainability of agroforestry interventions in the county will be enhanced. Promotion of agroforestry in the county will require a multi-sector approach for its success based on its integral role in agriculture, livestock and environmental conservation and climate change.

1.12.4 Value Chain Development and Forestry Products

The forestry and agroforestry products mentioned above are usually processed for value addition for attainment of greater economic benefits. Siaya County produces both hard and soft woods. The hard woods represented by *Markhamialutea* (siala), *Ficus* (Ng'owo), and *Albiziaspp* (Ober) are felled and used for timber plates production. The resultant plates of

different sizes are then sold for construction purposes and manufacture of carpentry products that include household furniture and wooden kitchenware.

The soft woods on the other hand are locally represented by species of Grevillea, Eucalyptus, Cypress, Pine and Cassuarina. They are to some extent also used as trusses for roof construction, production of timber poles for fencing and production of timber plates for other uses including preparation of coffins. Softwoods have also been discovered for their usefulness in biotechnology whereby certain seed species e.g. Grandis and Camaldulensis can be hybridized to produce Eucalyptus which is a much superior species of the former two.

Another useful forestry species gaining currency quite fast in this region is the Bamboo. It is commonly planted along streams and river channels. Other than the medicinal value extracted from its leaves, mature bamboo stems once harvested can be processed to produce furniture as well as wooden floor tiles.

1.13 Environment and Climate Change

1.13.1 Major Degraded Areas

Land degradation and ecosystem destruction continue to be a major concern in the county. This is manifested in the silted water bodies such as water pans and rivers. In addition waste management remains a major challenge in most of our urban centres and is compounded by the increasing populations in such areas. Of late, the high need for road-surfacing material and other construction materials exacerbate land degradation incidences. These exist at localized scales in form of quarry mines, sand mines, eroded lands, bare soils and gravel extraction sites randomly spread across the county. The major county areas affected by land degradation include: Wichlum and Kamariga sand mining beaches in Bondo; Barding gold mining areas, Got Aduwa gravel site, Sumba sand mining site, Uranga murrum extraction sites in Alego-Usonga; Eroded gulleys of Homba Stream in Gem; Misoro Quarry sites in Rarieda; Bar-Ober and Jera Brick-making sites in Ugenya Sub-County.

1.13.2 Major Contribution to Environmental Degradation

Environmental degradation is the deterioration of environment through consumption of assets such as water, air and soil; destruction of environment and eradication of wildlife. Siaya County has areas experiencing environmental degradation and there is need by the government to put interventions to reduce or counter its effect. Some of the factors that contribute to environmental degradation include;

a) Land disturbance/damage

Rapture in the environmental surrounding provides chance for invasive weedy and parasitic species such as water hyacinth in Lake Victoria and the popular dodder parasitic plant. These plants can assume control over nature resulting in predominant plants which do not give satisfactory food asset to environmental life and instead are a threat. Therefore, the whole environment can be destroyed with invasive species.

b) Pollution

Air, water, land and noise pollution are all harmful to environment. In Siaya, water pollution is dominant because of the many water bodies that either borders or traverse the county. The polluted waters, majorly caused by dumping of waste into the water bodies, have affected aquatic life and further, reduction in fish species. Noise pollution in form of large sounds like honking of vehicles is experienced in busy roads and major towns like Siaya, Bondo, Ugunja and Usenge. Continuous exposure to noise pollution can cause irreparable damage to our ears. Polluted air that is inhaled by the people has increased respiratory diseases whereas land pollution has caused degradation of earth surface as a result of human activities.

c) Population growth

A rapid population growth has been experienced in the recent years in Siaya County. Devolution is one of the factors and there has been an influx of people into major towns of Bondo, Siaya, Yala and Ugunja in addition to the existing growing population. More population means more demand for food and shelter and to achieve this, space is required to practice agriculture and to develop homestead. This has brought strain in the available natural resources through deforestation that causes environmental degradation.

d) Deforestation

Rapid population growth and urban sprawl in Bondo and Siaya town are two major causes of deforestation in the County. Use of forest for agriculture, animal grazing, harvest for fuel wood and logging are common in rural areas, along lake Victoria, river Yala and Nzoia region. Deforestation contributes to global warming as decreased forest size brings carbon to the environment.

1.13.3 Environmental Hotspots

Environmental hotspots in the County are those areas with significant level of animal and plant life that is threatened with destruction. Some of the notable environmental hotspots include: Kamalunga and Sumba flood plains in Usonga ward of Alego-Usonga Sub-County; Masawa flood plains in West Ugenya ward of Ugenya Sub-County; Yala Swamp and other wetlands encroachment within the County; Land Degradation in Wichum sand harvesting sites in Central Sakwa ward of Bondo Sub-County; Land Degradation in Kamariga sand harvesting sites in West Uyoma ward of Rarieda Sub-County; Barding Gold mining sites in South-East Alego ward in Alego-Usonga Sub-County; Wuoroya River pollution and associated disease outbreaks; River Nzoia pollution caused by sugar industries upstream; Undesignated dumping sites in town centres within the county and Ungazetted Hills as hotspots for deforestation

1.13.4 Solid Waste Management Facilities

The county government has put in place the following solid waste management facilities in urban and market centres: 10 Skips; 850 Garbage Bins; 2 Dumping Sites reserved in Ugunja and Alego-Usonga Sub-Counties and 6 Tractors in each sub-county for waste collection.

1.13.5 Invasive Species and Impacts on Health

The County bears the burden of a variety of invasive species. Water Hyacinth, occurring in unpredictable seasons, is a major problem in Lake Victoria affecting about 60% of the beaches. It provides substrate and breeding grounds for snails which carry the bilharzia causing protozoa. Its infestation has also had negative effects by blocking public water supplies with intakes in the lake as well as affecting livelihoods among the fishing community by blocking entrance into the lake. Fish is a vital component of human diet and its deficiency is likely to affect human health.

Dodder parasitic plant is the latest menace to terrestrial vegetation in the county and is spreading at an alarming rate. The parasite twines on the host plant choking and feeding on food crops, trees and shrubs thus reducing agricultural yields and productivity. This subsequently denies humans of the necessary nutritional support weakening their immunity systems and leaving them highly prone to diseases.

Recently, the fowl army worm has invaded maize fields with very adverse effects on productivity. This is likely to result in famine and again increasing vulnerability to disease epidemics.

The introduction of the Nile perch in Lake Victoria has led to the reduction in various endemic fish species with some threatened with extinction. Species such as tilapia, “*sire*” and “*fulu*” are drastically reducing in population sizes

1.13.6 Loss of Biodiversity

Loss of biodiversity in Siaya County is characterized by loss of certain fish species, extinction of certain wild animals and indigenous trees.

In Lake Victoria fish species such as “*sire*”, “*ngege*”, “*fulu*”, “*nyamami*”, “*odhadho*”, have declined due to a variety of reasons. Key amongst them are climate change, introduced alien species, over-fishing, poor harvesting technologies and changing breeding patterns. Another reason has been the continuous clearing of the papyrus reeds which are breeding grounds of fish leading to migration of fish thus decline in fish populations.

The preference of eucalyptus as source of timber and wood has led to cutting down of indigenous tree species such as “*olwa*”, “*ng’owo*”, “*chwa*”, and “*ogongo*”.

The sitatunga, majorly in Yala Swamp, is faced with serious extinction due to poaching and hunting whereas the wild pig (*mbidhi*) is almost extinct as its habitat (bushes) is being cleared to pave way for agricultural activities. Hippos are another mammal species whose population is dwindling. In areas such as Nyadiang’a, killing of leopards has led to increase in monkey populations. The monkeys then invaded maize farms prompting poisoning that eventually led to their reduction.

Other mammals and reptile species facing extinction are, Monitor Lizards, Mongoose, Hyenas and Warthogs.

1.13.7 Climate Related Disasters

Siaya County experiences a number of climate-related disasters in different magnitudes. Amongst the most serious of them is flooding experienced in Usonga and Mahawa swamp in West Ugenya.

Drought is also being experienced in the county. The frequency of occurrence has lately increased with the resultant effects of famine and crop failure. Disease epidemics especially cholera as a result of water pollution arising from faecal contamination and malaria due to poor drainages, open excavations and over-grown vegetation within human dwellings.

1.13.8 Deforestation

Population increase has led to a high demand for wood products and pasture land exerting undue pressure on the existing forest vegetation. Additionally the need for space for human settlements necessitates clearing of forests. Human encroachment into the non-gazetted forest areas such as Nyambare, Regea and Mbagha hill tops has also lead to deforestation. Unless controlled, the effects of deforestation would affect the county in loss of habitat, change in micro-climate and the general environmental ambience. This would be a setback on the county and national targets. Urgent intervention measures have therefore to be put in place for afforestation programmes to reverse the otherwise impending adverse effects.

1.13.9 Change in Water Level

The water levels in Lake Victoria have been rising over the years, a phenomena associated with climate change. On the other hand the depths in the lake are reducing due to increasing sediment load as a result of deposited silts. However on a local scale Lake Kanyaboli has been experiencing receding water levels due to various factors including high evaporation rates. Water level fluctuations have also been noted in Rivers Yala and Nzoia. These have had grievous consequences in public water intake works including Bondo Water Supply and Hawinga Water Supply intakes in River Yala and Lake Kanyaboli respectively. Water Pans and Dams in the county particularly in Rarieda and Bondo Sub-Counties frequently dry up due to high evaporation rates and reduced depths due to siltation. This in effect results in water scarcity for both animal and human consumption. Groundwater level fluctuations are also a common phenomenon in Siaya County especially during the dry spells of January and February when springs and shallow wells dry up while the pumping levels in boreholes reduce greatly.

1.13.10 Conflict Resulting From Shared Resources

Community trust lands where grazing rights are shared for example in Randago area, has led to physical confrontations amongst the users. More pronounced however, is the use of various natural resources within Yala swamp. Use of water diverted from Yala River for paddy irrigation by the Dominion farms, has led to a serious conflict with the host community. The River feeds Lake Kanyaboli and its diversion therefore leads to low water volumes in the lake. Land use conflict between the local communities and the government agencies managing the wetlands is also common in Yala swamp. The locals have encroached on the riparian lands against the established regulations. Human-wildlife conflicts also occur.

A case in point is the hippos destroying crops on the shores of Lake Kanyaboli and the banks of River Nzoia around Magoya and Yala around Kosoro and Jina areas.

1.14 Water and Sanitation

1.14.1 Water Resources

The county has two (2) major rivers namely; Yala and Nzoia. These rivers form the County's drainage systems of major river basins with numerous tributaries and they drain directly into Lake Victoria. The seven major tributaries (small rivers) are Hwirow, Uludhi, Nyamonye, Wuoroya, Sese, Dhene and Seme Awach which are potentially important sources of water for farming and domestic use.

There are several swamps, wetlands, dams and pans. The major lakes in the County are Lake Victoria, Lake Kanyaboli and Lake Sare. Ground waters are found in Nyanzian rock aquifer system. Generally, the County has good potential of ground water. The potential however, diminishes as one approach the lake.

Surface water resources are the rivers, streams, lakes while the underground waters are those drawn through boreholes and shallow wells. There is abundant surface water available in the county but underground water potential is generally scarce in Bondo and Rarieda Sub-Counties.

Run-off water can also be collected in small surface dams and earth pans. This alternative is particularly suitable for drier parts of the County in Uyoma, Asembo, Sakwa and parts of Alego Usonga.

1.14.2 Water Supply Schemes

Access to improved water sources in the county is estimated at 66 percent (KDHS 2014) leaving a majority of the population accessing unimproved water sources. The County has one major Water Service Provider, SIBOWASCO and currently runs 10 major Water Supply Schemes including Siaya, Bondo, Asembo-Ndori, South Sakwa, Sidindi Malanga, Ugunja, Ukwala, Sega, Mauna and Kogelo Water Supplies.

The County also has over 40 Medium Water Supply Schemes serving over 396,000 people. The schemes range from small community based to large piped water supplies. The facilities are managed by Community Based Water Management Committees, Semi-autonomous water service providers and Institutions. Examples include East Uyoma and West Uyoma Water

Schemes in Rarieda Sub-county; South Sakwa, Osieko Nambo, Penwa in Bondo Sub-county; North Alego, Ulafu, Hono in Alego Usonga Sub-county; Akala, Ahono Sinaga, Sirembe in Gem Sub-county; Sigomere, Uhuyi, Ruwe, Sira, Nyawita, Naya in Ugunja Sub-county and Masat, Yesise, Bar Ober in Ugenya Sub-county.

1.14.3 Water Access

The distribution of water sources, surface and underground in the County are naturally widely spaced and make people walk long distances to fetch water. The Government interventions were intended to reduce the long distance coverage to about 500m distance. The intervention measures the Ministry of water has put in place so far in terms of piped schemes, point water sources like boreholes, shallow wells and spring protection has not met the target.

The rural population of the County depends on various types of water sources for their domestic needs. The southern part (Bondo and Rarieda) have less than one water point per 2.5km², while the north and north-eastern parts have a water point density of more than 3 per km². Streams are the most wide spread type of water points, but occur mainly in north-eastern part of the County. Other sources of water in the County include; wells, boreholes, roof catchment, rivers, Lake Victoria, water holes, dams, ground catchments and piped supplies. A large number of water points cannot be used during the dry season because they are seasonal.

1.14.4 Water Management

This is the management of water resources under set policies and regulation. Lake Victoria South Water Services Board, Water Resources Authority, Water Services Regulatory Board, Water Services Trust Fund, Water Appeals Board, Water Resources Users Associations and the County Government are some of the organs concerned with water resources and services management

1.14.5 Sanitation and sewerage

The County access to pit latrines is at 82.4 per cent have access to pit latrines. The sewerage access is estimated at 5 per cent courtesy of the completed Siaya – Bondo Water and Sanitation project.

During the planning period the department will aim at actively promoting, conserving and protecting environment; and improve access to safe water and urban sanitation for sustainable development.

1.15 Health Access and Nutrition

1.15.1 Health Access

By improving access to quality Health care which is a constitutional right, the sector ensured that essential primary health services are brought close to the people. This was achieved through establishment of community strategy, demand creation and utilization of promotive, preventive and curative health services by the community. In CIDP 2013-17 this was realized through construction of 30 new dispensaries, 14 maternity blocks, 26 staff houses, renovations and upgrading of facilities. The sector intends to optimize the functionality of services at the health facilities in accordance to the level of care. Three strategies have been key to increasing access to health services namely Outreaches, the referral system and community health strategy. In order to provide health services equitably and cost effectively, the Sector has strengthen the referral system and the Beyond Zero. This was achieved through developed referral strategy that provided guidance to a responsive and effective referral system and interventions needed to improve efficiency Health services in the currently existing 187 Community Health Units.

The County currently has a total of 213 health facilities of which 147 are public health facilities. There is one County Referral hospital located in AlegoUsonga and nine Sub County hospitals spread across the six sub counties .there are 34 health centers and 102 dispensaries.

Table 12: Health facilities

Sub county	GOK	FBO	Private	NGO	Parastatal	Total
AlegoUsonga	35	5	8	2	1	51
Bondo	31	4	14	3	1	53
Gem	29	3	4	0	0	36
Rarieda	28	1	7	1	0	37
Ugenya	12	0	5	0	0	17
Ugunja	12	2	3	2	0	19
GRAND TOTAL	147	15	41	8	2	213

The current health care staffing levels in the county is represented by a “nurse to population ratio” of 1:1997 and a “doctor to population ratio” of 1:17236 against a national ratios of 1:600 and 1:8500 for nurses and doctors. The WHO recommended ratios stand at 1:400 and 1:1000 for nurses and doctors respectively. The County has a total of 936 Health workers in

public facilities distributed across the county. In Alego Usonga there are 273, Bondo 189, Rarieda 109, Gem 157, Ugunja 81 and Ugenya 79. In addition, the county has employed 47 CHAs and engaged 2148 Community Health Volunteers (CHVs) and provides the CHVs with monthly stipend. In addition to health care workers employed by the county Government, the partners on HIV have also deployed 950 staff for intervention in HIV management. 2148 CHVS AND 148 CHAS.

Health Commodities

The core of service delivery in health care is health commodities. Essentially, when there are stock outs of commodities, then access to services is hindered. Over 500 health workers were trained in good commodity management practices which saw the county move from over 80% stock out to less than 20% stock outs. The county also was able to provide medicine for management of diseases previously not provided for by the National government, this includes hydroxyurea, palludrine, anti-rabies vaccines and anti-snake venom.

Major health commodities include drugs, mobile clinics, linen, medical oxygen, non pharmaceutical products and biomedical equipment.

1.15.2 Morbidity

Communicable diseases such as Malaria, HIV/AIDS, diarrheal, respiratory infections and Tuberculosis (TB) continue to dominate causes of ill health in the County. As per the Kenya Malaria indicator survey, prevalence rate in 2010 and 2015 was at 38 per cent and 27 per cent respectively for the Lake endemic region, that notwithstanding it contributes to 38 per cent of morbidity cause. New HIV infections have reduced from 16,147 cases to 8,260 cases annually between 2013 and 2015, although prevalence has remained relatively constant at 24.8 per cent (NACC 2015). This is largely attributed to success in the HIV care and treatment programs where individuals are living longer healthier lives as a result of the lifesaving anti-retroviral drugs (ARVs). TB treatment success rate has equally improved to 82 per cent in 2016 from 77 per cent. Diarrhoea cases in under five seen at the health facilities have reduced from 21 per cent in 2015 to 12 cent in 2017. Similarly, Pneumonia cases seen at the out patient among under fives reduced from 6 per cent in 2015 to 4% in 2017

1.15.3 Nutritional Status

Although nutritional indicators have improved, Malnutrition is still one of the contributing factors to morbidity and mortality especially in infants, children, Maternal, Geriatrics and people living with HIV/AIDS and TB. The 2014 Kenya Demographic and Health Survey indicate that the nutritional situation of the county is still wanting. Poor infant and young child feeding practices continue to prevail with low rates of exclusive breastfeeding against the National target of 80% of children under the age of six months in 2017, late introduction of complementary food and poor dietary diversity. As shown below

Table 13: Nutrition Indicator

No.	Nutritional Indicators in Summary	Current status –Siaya County	National
1	Underweight among Children under 5years old	7.8%(KDHS, 2014)	11%(KDHS, 2014)
2	Stunting among Children under 5years old	24.7% (KDHS, 2014)	26%(KDHS, 2014)
3	Wasting Children under 5years old	4.7% (KDHS,2014)	4%(KDHS, 2014)
4	Vitamin A Supplementation of Children 6-59months	81% (MOH,DHIS2, 2017)	46% (MOH,DHIS, 2017)
5	Infants below 6Months on Exclusive Breastfeeding	65.5%(MOH,DHIS2, 2017)	61%(KDHS, 2014)
6	Proportion of Children 12-59Months De-wormed	26.6%(MOH,DHIS2, 2017)	29.3% (MOH,DHIS2, 2017)
7	Pregnant women supplemented with IFAS	56.8% (MOH,DHIS2, 2017)	38.9%(MOH,DHIS2, 2017)
8	Prevalence of Moderate Malnutrition among HIV/TB Clients	30% (MOH,DHIS2, 2017)	33.1%(MOH,DHIS2, 2017)

1.15.4 Immunization Coverage

Expanded Program on Immunisation aims at making immunisation services complementary to other Primary Health Care (PHC) services. Its efficacy is key to reducing morbidity, mortality and disability from the vaccine preventable diseases among children below five years. Currently only 150 health facilities are offering immunization services in the County. Children are immunized against TB, Polio, Tetanus, hepatitis B, Haemophilus, influenza type B and measles. Fully immunized child coverage improved from 60 per cent to 80 per cent in 2017 which is still below the required national target of 95 percent.

1.15.5 Maternal, Newborn and Child Health Care

Maternal health is an important measure of the health systems capacity in the County. This is because maternal health is integrated and intertwined with all aspects of the health systems. The health of a mother is the backbone of the family and the community. Although Siaya County has made tremendous improvement in maternal and child health indicators (**65%** of

women deliver at the health facility while **35 per cent** still deliver at home (MoH DHS2 2017). Only about **50 per cent** of women receive the required four (4) antenatal visits (MoH DHS2 2017). Maternal mortality is unacceptably high in Siaya County (691/100,000 live births) -MICS4 2011; Neonatal mortality is at 39/1000 live births, Infant Mortality at 111/1000 live births and under five mortality is at 159/1000 live births (MICS4 2011). Improving maternal, Newborn, Adolescent and child health is a key priority of the county. The county has invested on interventions towards increasing access to RMNCAH services. The county was also successful in rallying the communities, religious leaders, Office of the first lady, religious women, partners and county leadership to say **NO** to preventable maternal and child death “ *WADAGI Initiative*”.

1.15.6 Access to Family Planning Services/ Contraceptive Prevalence

Family planning services are paramount in ensuring that women practice healthy timing and spacing of pregnancies. Siaya County has also made significant progress in key FP indicators, including increasing CPR from 23% in 2013 to 55 % in 2017 and declining TFR from 5.5 in 2013 to 4.2 in 2017, as well as unmet need for FP from 25.4% in 2013 to 13.8% in 2017 (KDHS 2014: PMA2020 R5).

1.15.7 Environmental Health and Sanitation

The latrine coverage in the county is at 82.4% and there’s need for more efforts to achieve 100% latrine coverage. Health promotion messages have also been strategically designed to encourage the public on use of latrines. The CLTS approach for sanitation improvement saw 77% of the villages in the county declared Open Defecation Free.

Through Community Health Strategy, households were sensitized on the need for water treatment at the point of use. This however, was faced with challenges especially due to the relatively high cost and shortage of water treatment commodities.

There are two planned sewerage systems in the county, Siaya and Bondo towns. There were six ablution units with septic tanks that were set up to serve the general public (4 in Siaya and 2 in Bondo).

1.16 Education, Skills, Literacy and Infrastructure

Overview of the Sector

The County has 652 primary schools, 237 secondary schools, seven tertiary institutions, 12 special education schools, one public university and 13 special units in regular primary

schools. School enrolment is 80,672 pupils at pre-primary level, 248,336 pupils at primary school level, 78468 students at secondary school level, 2,759 at tertiary level, 1,847 in the university and 1,179 in the youth polytechnics. Basic literacy rate stands at 80 per cent.

1.16.1 Pre-Primary Education

The County has 1083 Early Childhood Development (ECD) centres composed of (700 public and 383 private) with an enrolment of 80,672(40,462 boys and 40,210 girls). 657 ECD teachers are employed by the County Government; however some are engaged by the communities. The teacher: pupil ratio is 1:33 while the transition rate is 94 per cent.

1.16.2 Primary Education

The County has 652 primary schools with a total enrolment of 248,336 pupils of which 124,381 are boys and 123,955 are girls. The gross enrolment rate stands at 110 per cent. The average years of attendance stands at 6.4. Understaffing remains a major challenge with most of the schools being understaffed. Despite the many schools, 18.25% of youths aged over 15 years cannot read and write.

1.16.3 Youth Polytechnics

There are 19 youth polytechnics/ Vocational Training Centres spread across the County. Most of these polytechnics/ Vocational Training Centres are day based as they do not have boarding facilities. The general infrastructure in most of these institutions is also not good as some of the buildings are dilapidated and hence require urgent repair. The county has 35 instructors working in the youth polytechnics/Vocational Training Centres. This has made the institutions to rely on those hired by the Boards of Governors. The payment of the instructors engaged by the Boards of Governors is both low and sporadic. This has negatively impacted on the quality of instruction in the youth polytechnics/Vocational Training Centres in the County. The institutions also lack modern tools and equipment for instruction. In implementing the 2013-17 CIDP, additional youth polytechnics/Vocational Training Centres have been constructed by the County Government. However, they are yet to be operationalized due to shortage of instructors, tools and equipment.

1.16.4 Secondary Education

The county has over 237 secondary schools with an enrolment of 78,468 students. The enrolment consists of 40,463 boys and 38,005 girls. The average year of attendance in secondary schools is 3.6 years.

In terms of access, distribution by distance to the nearest public secondary school, 29.7 per cent of the community lies within 0-1 Km of a public secondary school while 65.1 per cent and 5.2 per cent of the community lies within 1-4.9 Km and five Km and above of a public secondary school respectively. These disparities need to be addressed so as to ensure equitable access to education within the county.

1.16.5 Tertiary Education

Higher learning institutions in the County include: Siaya Medical College, Siaya Institute and Siaya Agricultural Training Centre in Alego Usonga; Bondo Medical Training College, Bondo Teachers College, Bondo Institute and Jaramogi Oginga Odinga University of Science and Technology in Bondo; Rera Medical Training College, Moi University Odera Akang'o Campus in Gem; Ugenya Medical Training College, Ugenya Teachers Training College and Ugenya Technical Institute in Ugenya. Plans are under way to establish the Barack Obama University College, a constituent college of Maseno University at the Siaya ATC Centre.

1.16.6 Adult and Continuing Education

Adult and continuing education is a practice in which adults engage in systematic and sustained self-educating activities in order to gain new forms of knowledge, skills, attitudes or values. One of the primary goals of adult and continuing education is functional literacy. In Siaya there are adult and continuing education centres in Bondo (Township), Ugunja (prestige) and Gem (Bar Sauri).

1.16.7 Technical, Vocational Education and Training

As far as the provision of technical, vocational education and Training is concerned, there is Siaya Institute of Technology in Siaya town, Bondo Technical Training Institute in bondo and the newly constructed Ugenya Technical Training Institute in Ugenya which is yet to open its doors to potential trainees.

1.17 Sports, Culture and Creative Arts

1.17.1 Talent academies

Currently there is no talent academy in the county. However, the County has a plan of constructing the first sports academy at Migwena stadium. The construction will be done in phases from 2018/2019 Financial Year.

1.17.2 Sports Facilities

The new constitution, 2010, created two levels of government, namely: the National Government and the 47 County Governments. The county Government is mandated among other things to: establish and manage sports academies; identify and develop sports talent at the County level; develop and manage county sports facilities; facilitate preparations and participation of inter and intra sports and raise resources for sports development at county level.

The County Government of Siaya has 12 sports facilities namely; Siaya stadium, Migwena, Akala, Nyilima, Mahaya, Bondo sports complex, Usenge, Muhondo, Yala, Hawagaya, Uasi and Uhembo sports grounds. There are 769 primary schools and 234 secondary schools with sports grounds. Other sporting facilities are found in Siaya Institute of Technology; Bondo University of Science and Technology; Odera Akang'o university campus; Bondo and Ugenya Teachers' Training Colleges; Siaya, Bondo, Rera and Ugenya Medical Training Colleges; and five Vocational Training Centres. The County has installed football, netball and volleyball goal posts in at least two primary schools and sports grounds in every ward within the County to create opportunities for the communities to involve their members in sporting activities.

1.17.3 Libraries and Information Documentation Centres

The county has Nyilima, Rambula and Ukwala community libraries; Sub County Information and Documentation Centres in Ugenya, Rarieda, Bondo and Alego Usonga sub counties; Community Resource Centres; HUDUMA centre in Siaya Town and Jamii Hall in Yala.

1.18 Community Organizations/Non State Actors

1.18.1 Cooperative Societies

A co-operative society is an association of individuals who voluntarily pool their resources and carry on the business for their own welfare and not for a profit seeking business. It is

democratic form of organization in which the consumers are the owners of the business. Cooperatives are found in all sectors of the economy, primary, secondary and tertiary.

The major types of co-operative societies in the County include, Agricultural, Consumers, Housing, Mining, Multi-Purpose, Juakali Co-op, Meat Slaughter, Investment and Co-operative. The sector is likely to play a greater role in the county if adequate resources are channeled to it together with improved regulatory framework. The table below gives the status of cooperatives in the county.

Table 14: County Cooperative Societies

Type	Sub-Counties												Active/Dormant		Total
	A/Usonga		Bondo		Rarieda		Gem		Ugunja		Ugenya		A	D	
	A	D	A	D	A	D	A	D	A	D	A	D			
Sacco	21	19	22	9	15	1	16	2	20	4	13	5	105	42	147
Dairy	1	-	1	-	-	2	1	-	1	-	-	1	4	3	7
Poultry	2	1	1	-	2	-	1	-	1	-	-	-	7	1	8
Fish	1	-	2	1	2	2	1	-	-	-	-	-	6	3	9
Horticulture	1	-	1	-	1	-	1	-	-	-	-	-	4	-	4
Bee keeping	2	1	-	1	-	-	1	-	-	-	-	-	3	2	5
Cereals	1	-	-	-	-	-	4	1	-	-	-	-	7	-	7
Meat slaughter	-	-	-	1	-	-	-	-	-	-	-	-	-	1	1
Amaranth	-	-	-	1	-	-	-	-	-	-	-	-	-	1	1
Stone cutters	-	-	1	-	1	-	-	-	-	-	-	-	1	-	1
Nuts	1	-	-	-	-	-	-	-	-	-	-	-	1	-	1
Tree & fruits Nurs	-	-	-	-	-	-	-	1	-	-	-	-	-	1	1
Fruits	2	-	-	-	1	-	-	-	-	-	-	-	3	-	3
Housing	1	2	3	-	-	-	-	-	-	-	1	-	5	2	7
Rice	1	-	-	-	-	-	-	-	-	-	1	-	2	-	2
Sugarcane	-	-	-	-	-	-	1	-	-	-	-	-	1	-	1
Cotton	1	-	1	-	2	-	1	-	-	1	1	-	6	1	7
Coffee	-	1	-	1	-	-	-	2	-	1	-	1	-	6	6
Multipurpose	2	-	-	-	-	2	-	2	-	-	-	1	2	5	7
Goldmine	-	-	-	2	-	-	-	2	-	-	-	-	-	4	4
Consumer	-	-	-	1	-	-	-	1	-	-	-	-	-	2	2
Juakali	-	1	-	-	-	-	-	1	-	1	-	-	1	2	3
Investment	-	1	-	-	-	-	-	-	-	-	-	-	-	1	1
Cassava	1	-	-	-	-	-	-	-	-	-	-	-	1	-	1
Others	3	-	2	-	-	-	-	-	-	2	-	-	5	2	7
Union	-	2	-	-	-	-	1	-	-	-	-	-	2	1	3
TOTAL	41	28	33	17	24	7	28	12	22	9	16	8	164	83	247

1.19 Security, Law and Order

There are six sub-counties each with a police division and stations. There are two types of courts in the county, high court and senior magistrate courts. High court is located in Siaya town and magistrate courts in Siaya, Ukwala and Bondo. However, Siaya court is currently under construction to accommodate Siaya High Court. In Siaya there is one male prison located in Siaya Town. There are four probation offices located in Bondo, Siaya, Ugunja and Ugenya. There is one public prosecution office at Siaya.

1.20 The Blue Economy

Kenya's blue is made up of lakes, rivers and the ocean. The Blue Economy in the context of Siaya, covers aquatic spaces, including lakes, rivers, and underground water. It encompasses a range of productive sectors, including fisheries, aquaculture, tourism, transport, boat building, energy, bio prospecting, and underwater mining and related activities. The pillars of blue economy are environmental, economic and social sustainability. The Blue Economy advocates the "improved human well-being and social equity, while significantly reducing environmental risks and ecological scarcities. At the core of the Blue Economy is the de-coupling of socioeconomic development from environmental degradation

Lake Victoria, Lake Kanyaboli, and the major rivers in the county support transport and agricultural production. However, the county is yet to explore blue economy fully. It is imperative that the county put in place mechanisms to make the over 60 existing beaches more economically active in terms of fishing, hospitality, transport, energy and tourism.

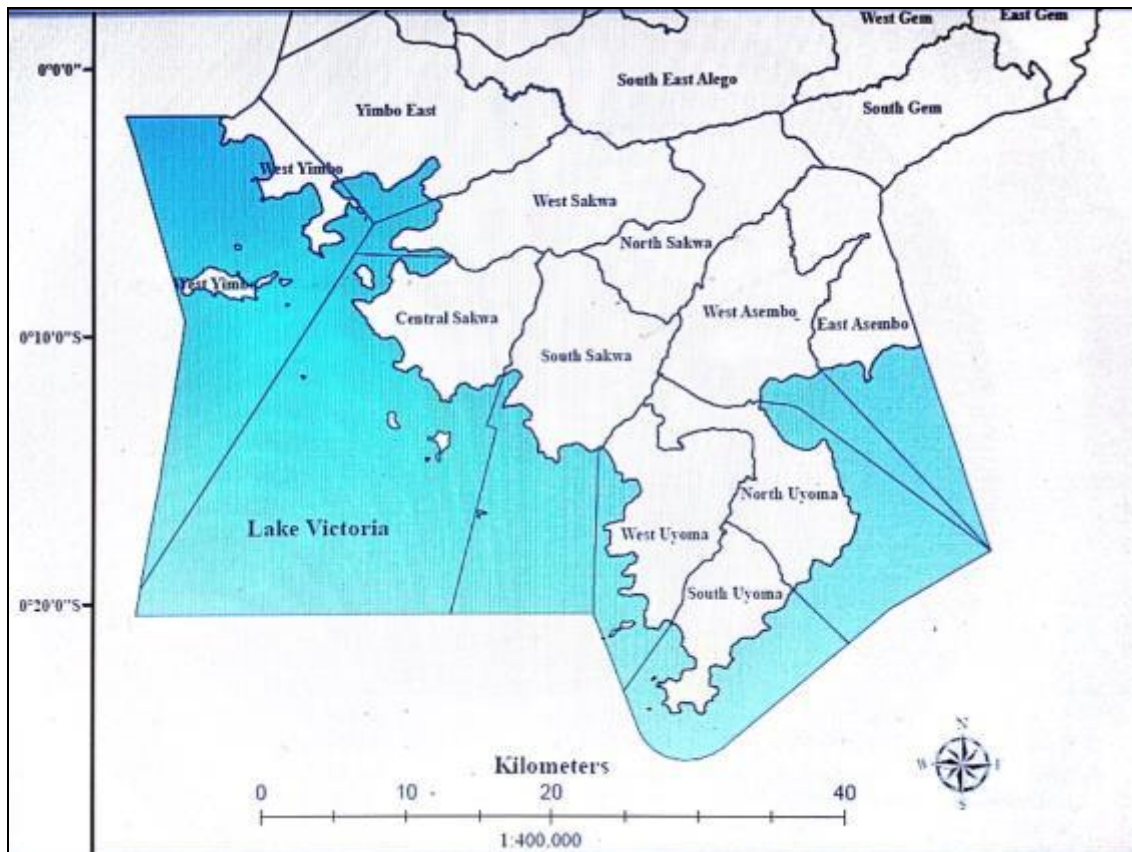


Figure 7: County Blue Economy

Map Extract of Siaya Showing the extent of water surface (in Blue)

1.20.1 Aquaculture

Aquaculture is one of the blue economy sectors falling under harvesting of living aquatic resources. It is increasingly playing a greater role in making fish part of the diet given the escalating dietary needs of a booming population, will have to be a part of the future of fish.

The Kenya Government Fish Farming Programme of 2010 – 2013 made a number of farmers to view Fish Farming as a business. With 1763 fish ponds operated by 641 fish farmers across the county, the production from fisheries aquaculture was 137 metric tons valued at Ksh. 24 million in 2016. This was an increase from 71.3 metric tons valued at Ksh.4.3 million in 2013 to 157 metric tons valued to the farmer at Ksh.37.6 million in 2015.

However, aquaculture comes with its own set of environmental concerns, including high concentrations of waste, feeding of farmed fish, amongst others. The county government of Siaya need to come up with aquaculture policy to ensure full exploitation.

1.20.2 Blue Biotechnology

Blue biotechnology is concerned with the exploration and exploitation of the resulting diverse marine organisms in order to develop new products. The term biotechnology can be defined as the application of science and technology to living organisms, as well as parts, products and models thereof, to alter living or non-living materials for the production of knowledge, goods and services'. In Siaya, the biological materials originate from the aquatic environment, and freshwater lake.

Energy security: Lake Victoria and other water bodies found in the county are yet to be fully exploited for purposes of energy generation.

Food security: The expansive water bodies in the county in form of Lake Victoria, lake Kanyaboli provides room for fishing, horticultural production and rice production. This provides room for income generation and poverty reduction

Small-holder irrigation schemes such as Naya and Aram irrigation schemes sourcing water from the lake shores are significant contributions to the economy. The irrigation schemes produce tomatoes, vegetables, fruits (such as water melon) there by increasing incomes precipitating improved nutrition and poverty reduction. There is also Anyiko irrigation scheme in East Ugenya that produces rice.

Fishing industry is the most active aspect of blue economy in the county. The county has several landing beaches. In addition, there are fish ponds and fish caging. The industry, however, requires modernisation and appropriate legal and institutional framework to take care of value addition, regeneration, and security patrols, invasive species such as water hyacinth, environmental degradation / pollution issues and social inclusion in order to play its full potential in the economy. For example point source pollution arising from effluent discharges into rivers has equally caused devastating effects on the fish. A case in point is the pollution witnessed in March 2016 in River Nzoia from Mumias Sugar Company causing massive fish deaths to the detriment of fishermen.

1.20.3 Lake Renewable Energy

All movement is energy. Tides, lake waves and river currents all contain kinetic and potential energy that can be used to drive turbines and produce electricity reducing dependence on fossil fuels. In addition, differences in salinity and temperature that occur in bodies of water create dynamic forces that can be used to produce power. They all make up different forms of

renewable energy, renewable because they will be available for as long as the tides continue to ebb and rivers continues to flow.

Tidal current energy: This is energy is produced by the rise and fall of tides from the gravitational influence of the sun and moon. It can take two forms: tidal current and tidal range. It is a renewable, zero-emission option with high power density. Currently, Siaya as a county and Kenya in general is not pursuing energy extraction from tidal current.

Wave energy: Wave energy is a concentrated form of solar energy: The motion of the waves can be used to power turbines or other power take-off systems to generate electricity.

River current energy: Energy can be drawn from free falling river currents. The resource potential in the rivers in Siaya is still unknown.

Great potential for small hydro-power generation have been mapped to exist in Ndano and “Dominion” water falls along River Yala ; Amburr in River Viratsi and Haa water falls along River Nzoia as captured in the county energy asset map

1.20.4 Lakebed Mining

The county does not have sea frontier but two major lakes: Victoria and Kanyaboli. At the shores of Lake Victoria there is quarry at Misori beach. It produces dimension stones used for construction. There is also sand harvesting along River Nzoia and Yala.

Lacustrine mining is one of the activities that can play a big role as the Siaya economy. However, as of now, its roll is heavily constrained due to lack of policy and regulatory framework to control exploitation and address adverse environment issues that may emanate.

Chapter Two

LINKAGES WITH VISION 2030 AND OTHER PLANS

2.0 Overview

This chapter provides the linkages of the County Integrated Development Plan with the Kenya Vision 2030, the Sustainable Development Goals and the Constitution of Kenya, 2010. It also details the status of the Sustainable Development Goals and what needs to be done to attain the Sustainable Development Goals in the County.

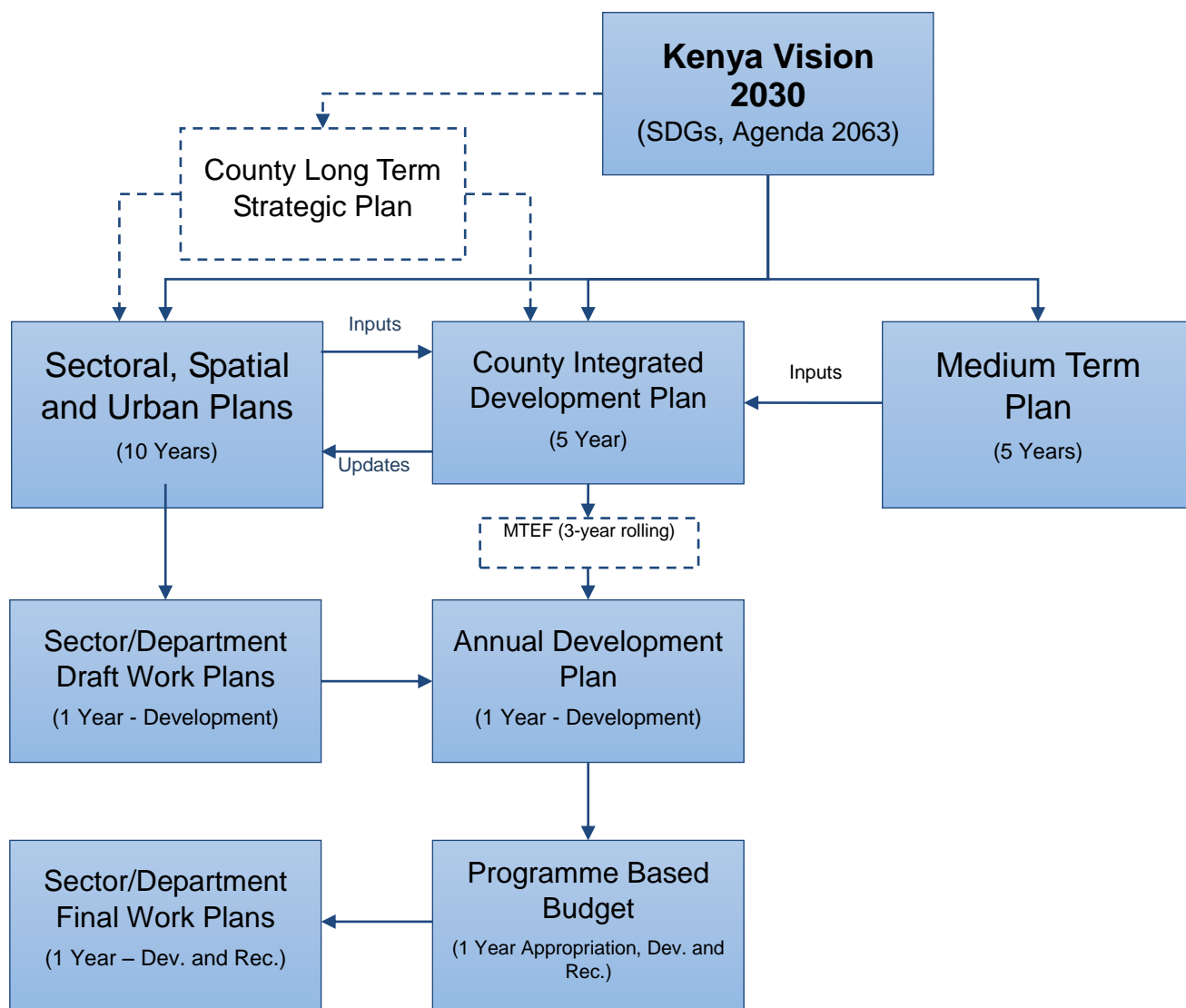
2.1 CIDP Linkages with Kenya Vision 2030 and Medium Term Plan

To meet the general national development objectives and aspirations, it is essential to streamline the County development agenda with the national development agenda. Kenya Vision 2030 is the National Economic Blueprint Policy that entrenches nation's long term development strategy. The Vision aims at transforming Kenya into a modern, globally competitive, middle income country providing a high quality of life to all its citizens. The Vision is a product of a highly participatory, consultative and all-inclusive stakeholders' process conducted throughout the country and in all sectors of the economy.

The Vision is anchored on three key pillars: economic; social; and political. The Economic Pillar aims at achieving an average Gross Domestic Product (GDP) growth rate of 10 percent per annum and sustaining the same till 2030 in order to generate more resources to reinvigorate the economy to meet its envisaged goals and aspirations. The key sectors in this pillar include: tourism; agriculture and livestock; manufacturing; wholesale and retail trade; Business Process Outsourcing (BPO) and financial services. A seventh sector, oil and mineral resources, has now been added taking cognizance of the recent developments.

The Social Pillar seeks to build a just and cohesive society with social equity in a clean and secure environment. The main sectors under this pillar include: education and training; health; water and irrigation; environment; housing and urbanization; gender; sports; youth and culture. The Political Pillar aims at realizing a democratic political system founded on issue based politics that respect the rule of law, and protects the fundamental rights and freedoms of every individual in the Kenyan society.

CIDP Linkage with Other Plans



Key: Dev. = Development, Rec. = Recurrent
MTEF = Medium Term Expenditure Framework

The three pillars are anchored on a number of foundations, which serve as enablers that create an environment that is geared towards the realization of Vision 2030. These include: macroeconomic stability; continuity in governance reforms; enhanced equity and wealth creation opportunities for the poor; good infrastructure; sufficient energy; Science, Technology and Innovation; Land Reforms; Human Resource Development; Security and Public Sector Reforms. An additional enabler, national values and ethics, has been included following the passing of the Constitution of Kenya 2010.

The Kenya Vision 2030 is to be implemented in successive five year Medium Term Plans. The first and second MTP plans covered the period 2008-2012 and 2013-2017 respectively. The Medium Term Plan 2018-2022 is the third in a series of successive 5-year plans under which the Kenya Vision 2030 is to be implemented. The third MTP 2018-2022 draws on lessons learnt during the implementation of the second MTP 2013-2017. It seeks to implement the flagship projects identified under Vision 2030 over the five year period together with incomplete flagship and other projects and programmes in the previous Medium Term plan. It has also taken due cognizance of the devolved structure of government following promulgation of the Constitution of Kenya 2010 and recent discovery of oil and other mineral resources.

The people of Siaya County contributed towards the development of the third MTP in a consultative forum held on Friday June 16th, 2017 at Distinction Hotel in Siaya Town. The broad key priority areas which will be the focus of the Third MTP are mainly the development challenges affecting the nation as a whole and in particular Siaya County, these include: Employment creation; Development of human resource through expansion and improvement in quality education, health and other social services; reducing the dependence of the economy on rain-fed agriculture through expansion of irrigation; higher investment in alternative and green sources of energy; improving the economy's competitiveness through increased investment and modernization of infrastructure; increasing the ratio of saving, investment and exports to GDP; implementation of key Kenya Vision 2030 Flagship projects including development of LAPSSET Corridor; improving national security; promoting national values and ethics; and continue implementing the Constitution including devolution.

The County Government Act, 2012, stipulates that a County government shall plan for the County and no public funds shall be appropriated outside a planning framework. This Act along with the Public Finance Management Act, 2012, therefore calls for preparation of County Integrated Development Plans (CIDP) which must be aligned to the National Development Plan. In view of this, a County Integrated Development Plan and other plans provided in the County Government Act 2012 should be aligned to Kenya Vision 2030 and the Medium Term Plan 2013-2017. The CIDP therefore provides the essential linkages of the National and County Governments by facilitating the implementation of Vision 2030 flagship projects.

This CIDP has also identified projects and programmes whose implementation is aimed at contributing towards the realization of the collective aspirations of the people of Kenya as outlined in the Kenya Vision 2030 and the MTP 2018-2022.

2.2 CIDP Linkages with the Kenya Constitution 2010

The Constitution of Kenya, 2010 creates a two-tier government system: a national government and 47 County governments. This calls for a paradigm shift in development planning from centralized based planning to devolve system of planning. The Constitution of Kenya (2010) prescribes national values and principles of governance which include sharing and devolution of power. The Fourth Schedule delineates the functions of the national and county governments. As per the part two of the fourth schedule of the constitution, a total of 14 functions have been devolved to the counties. The main ones include: County planning and development; agriculture; County health services; control of air pollution, noise pollution, other public nuisances and outdoor advertising; cultural activities, public entertainment and public amenities; County roads and transport; animal control and welfare; trade development and regulation; pre-primary education and village polytechnics; specific national government policies on natural resources and environmental conservation; County public works and services; fire fighting services and disaster management; and, control of drugs and pornography. As stipulated in the constitution, “integrated development planning” will govern the preparation of the national budgets and those of the counties and that no public funds shall be appropriated without a planning framework. Emphasis is also made in the constitution for the counties to ensure that participatory development and capacities are developed at the County and community level.

Five laws which provide the framework for devolution have been enacted, namely: Urban Areas and Cities Act, 2011; The County Governments Act, 2012; The Transition to Devolved Government Act, 2012; The Intergovernmental Relations Act, 2012 and The Public Finance Management Act, 2012.

The PFM Act 2012 provides for effective and efficient management of public resources. Article 125 of the Act requires the budget process for County governments in any financial year to be undertaken based the integrated development planning process which include long term and medium term planning as well as financial and economic priorities for the County

over the medium term. Articles 126 of the Act further obligates each County government to prepare an integrated development plan that includes strategic priorities for the medium term that reflect the County government's priorities and plans, a description of how the County government is responding to changes in the financial and economic environment; and, programmes to be delivered.

The County Governments are composed of the County Executive Committee and County Assemblies. The County Executive Committee is expected to supervise the administration and delivery of services to citizens as well as conceptualize and implement policies and County legislation. The County Assembly is a legislative organ and will play an oversight role on all County public institutions including the urban areas and cities. The County governments are required to prepare the County Integrated Development Plans to enable prioritization of socio-economic development issues at the local level. This is a mandatory exercise that should be undertaken before the funding of the County projects and programmes.

This Siaya County Integrated Development Plan has been prepared on the basis of the legal framework explained in this section.

2.3 CIDP Linkages with the Sustainable Development Goals (SDGs) at the County Level

2.3.1 Overview

In September 2015 UN member countries adopted the 2030 Agenda for Sustainable Development and its 17 Sustainable Development Goals. As part of implementing the SDGs, the government of Kenya published and launched its Road Map to achieving SDGs. The Road Map envisages a partnership with all stakeholders as well as building capacity for devolved governments to implement the SDGs.

The domestication and integration of the SDGs will be imbedded in Medium Term Plans and County Integrated Development Plans. The policies, programmes and projects outlined in the CIDP should integrate and be aligned with the objectives of all of the 17 SDGs which include:

Goal 1: End poverty in all its forms everywhere

Goal 2: End hunger, achieve food security and improved nutrition and promote sustainable agriculture

Goal 3: Ensure healthy lives and promote well-being for all ages

Goal 4: Ensure inclusive and equitable quality education and promote lifelong learning opportunities for all

Goal 5: Achieve gender equality and empower all women and girls

Goal 6: Ensure availability and sustainable management of water and sanitation for all

Goal 7: Ensure access to affordable, reliable, sustainable and modern energy for all

Goal 8: Promote sustainable economic growth, full and productive employment and decent work for all

Goal 9: Build resilient infrastructure, promote inclusive and sustainable industrialization and foster innovation

Goal 10: Reduce inequality within and among countries

Goal 11: Make cities and human settlements inclusive, safe, resilient and sustainable

Goal 12: Ensure sustainable consumption and production patterns

Goal 13: Take urgent action to combat climate change and its impacts

Goal 14: Conserve and sustainably use the oceans, seas and marine resources for sustainable development

Goal 15: Protect, restore and promote sustainable use of terrestrial ecosystems, sustainably manage forests, combat desertification and halt and reverse land degradation and halt biodiversity loss

Goal 16: Promote peaceful and inclusive societies for sustainable development, provide access to justice for all and build effective, accountable and inclusive institutions at all levels

Goal 17: Strengthen the means of implementation and revitalize the global partnership for sustainable development.

Chapter Three:

IMPLEMENTATION REVIEW OF THE PREVIOUS CIDP

3.0 INTRODUCTION

This chapter reviews implementation of the 2013-17 CIDP by comparing programmes and projects planned in the period under review. It analyses the County Revenue Streams, Expenditure and summarises key sectoral achievements. The chapter concludes by highlighting the challenges experienced and lessons learnt during implementation across all implementing agencies.

3.1 ANALYSIS OF REVENUE STREAMS

The county government has three main streams of revenue including Own Source Revenue, Equitable Share and Conditional Grant.

Own Source Revenue (OSR): This refers to revenue generated locally from legally mandated sources. Article 290 (3) of the constitution empowers the County Governments to impose property and entertainment taxes and charges for any services they provide in accordance with stipulated laws. The County Government imposes these taxes, levies and rates through Finance Acts.

Table 15: Summary of Own Source Revenue

Financial Year	2013/14		2014/15		2015/16		2016/2017	
	Budget Target	Actual	Budget Target	Actual	Budget Target	Actual	Budget Target	Actual
Amount (Kshs)	153,466,278	100,756,443	301,474,027	143,403,440	230,000,000	135,583,664	270,000,000	172,882,681
% variance	34		52		41		36	

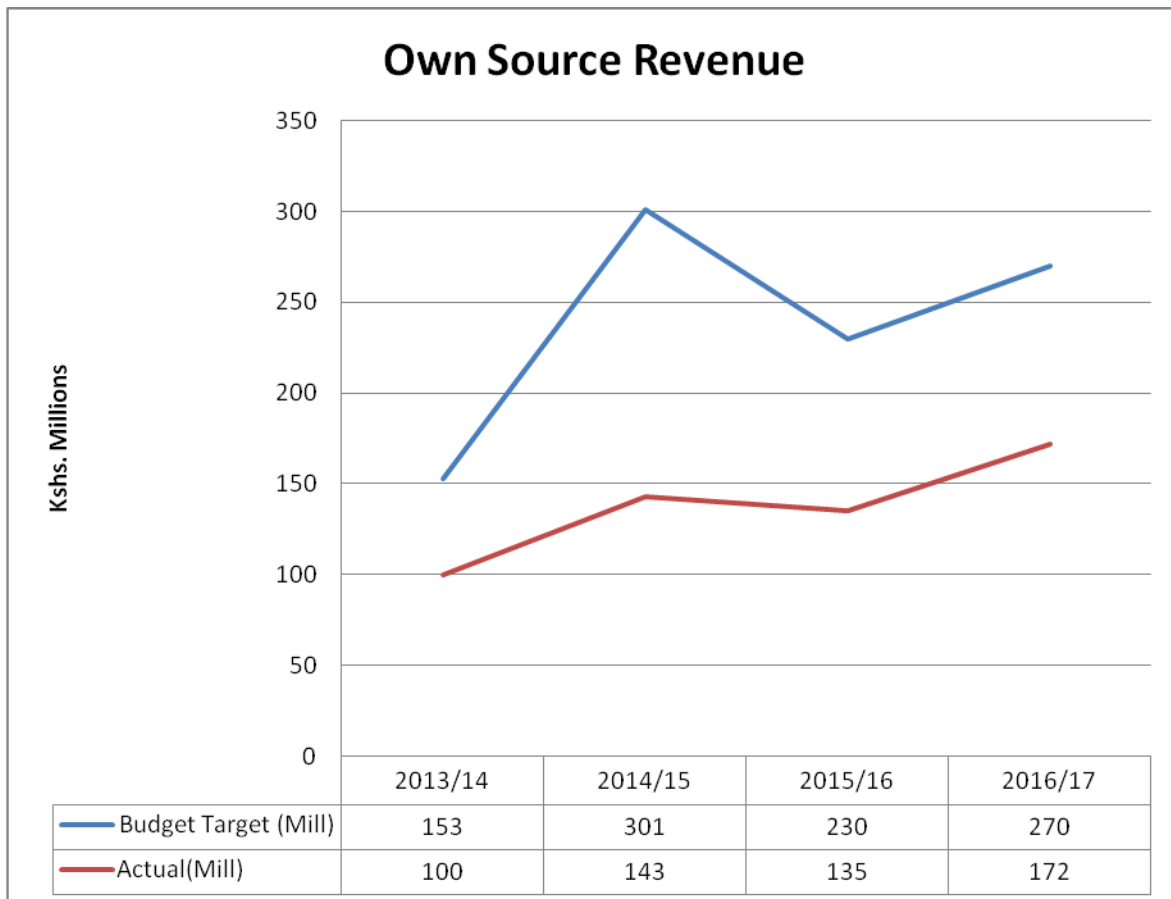


Figure 8: Own Source Revenue

Observations

Revenue collection variance increased from 34 per cent in 2013/14 to 52 per cent in 2014/15. The failure to meet the targets was attributed to: Manual system of revenue collection which had leakages; Limited revenue sources as the county had not developed the necessary legal framework and Inadequate staff to collect revenue. In subsequent financial years of 2015/16 and 2016/17, the variance reduced from 41 per cent to 36 per cent respectively due to Digitization of revenue collection system which is in phase II of implementation; Restructuring of the department to ensure targets are met and enhanced supervision through assignment of additional vehicles to the directorate. Moving forward, the department of finance through the revenue unit is constructing bus parks and parking bays in Siaya town to boost revenue. Additionally, the county is in the process of developing bus parks in Gem, Ugunja and Ugenya.

Transfers from National Exchequer

This comes in form of:

i) **Equitable Share:** This refers to resources shared through Parliament vertically between National and County governments. The decisions on how to spend the money are made at county level, by CEC and County Assembly. This stream forms the biggest source of revenue to the county.

Table 16: Summary of equitable share

Financial Year	2013/14	2014/15	2015/16	2016/2017
Equitable Share (Kshs)	4,402,329,748	4,516,158,746	4,995,298,722	5,424,991,057

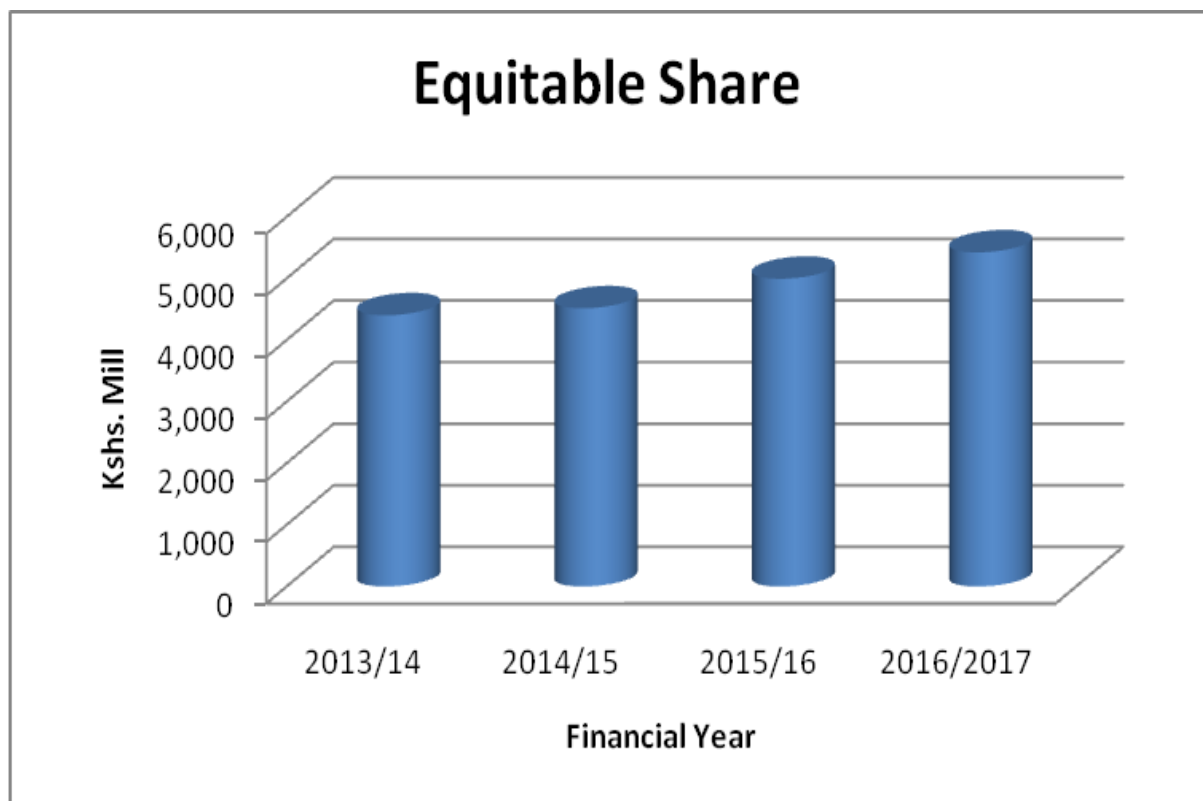


Figure 9: Equitable Share

Observation

The equitable share received by the county has been on upward trajectory from 2013/14 to 2016/17 financial years. This upward movement was as a result of gradual transfer of functions to counties which were accompanied by resources and increase in national revenue. The increase witnessed in equitable share from national government had a positive

correlation with the county departmental allocations and subsequently contributed towards the infrastructural and socio-economic development in the county

ii) Conditional Grants

This is a national government transfer but is tied to specific use or target group, e.g. maternity fees, and cannot be diverted.

Table 17: Summary of Conditional Grants

Financial Year	2013/14	2014/15	2015/16	2016/2017
Conditional Grants received (Kshs)	0	115,150,000	260,117,021	372,335,053

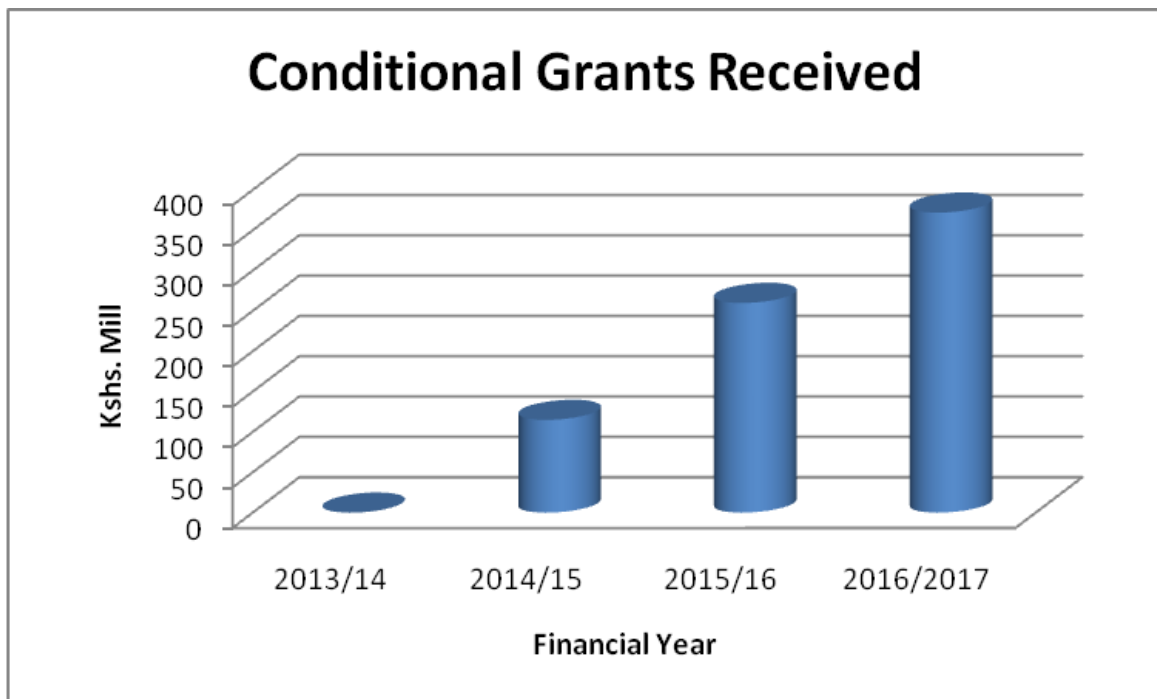


Figure 10: Conditional Grants Received

Observation

The receipts in terms of conditional grants from the national transfer has been on upward trend during the period under review. This upward trend can be attributed to increase in national revenue collection; Positive response from development partners in supporting county programmes and Improved accountability of donor-assisted funding. The increase in conditional grant received by the county has led to improved service delivery especially in health sector . Key examples include Maternal Health Services Fund, Leasing of Medical Equipments, DANIDA, HSSF programmes and Universal Health Care Services. In addition infrastructural development in road sub-sector has also benefited from Road Maintainance Fuel Levy Fund (RMLF).

3.2 EXPENDITURE ANALYSIS

County expenditure data has been collected from quarterly and annual expenditure reports and other relevant statutory documents. County expenditure includes compensation to employees, operations and maintenance and development. The table below shows the county expenditure trend based on economic classification over four financial years from 2013/14 to 2016/17.

Table 18: County expenditure trend

Financial Year	2013/14		2014/15		2015/16		2016/17	
	Budget Estimates	Actual Expenditure	Budget Estimates	Actual Expenditure	Budget Estimates	Actual Expenditure	Budget Estimates	Actual Expenditure
Compensation to employees (Kshs.)	1,586,559,133	1,449,642,760	1,749,810,084	1,609,946,774	1,866,834,469	1,754,508,216	2,338,487,720	2,435,368,992
Operations and maintenance (Kshs.)	1,191,580,765	851,734,829	1,511,606,401	1,489,365,905	1,857,407,995	1,842,059,008	1,578,589,650	1,862,105,855
Development	1,485,758,115	285,758,115	2,713,220,749	1,625,065,169	3,222,084,848	2,219,084,848	3,153,248,740	2,176,632,198
Total Expenditure	4,263,898,013	2,587,135,704	5,974,637,234	4,724,377,848	6,946,327,312	5,815,652,072	7,070,326,110	6,474,107,045

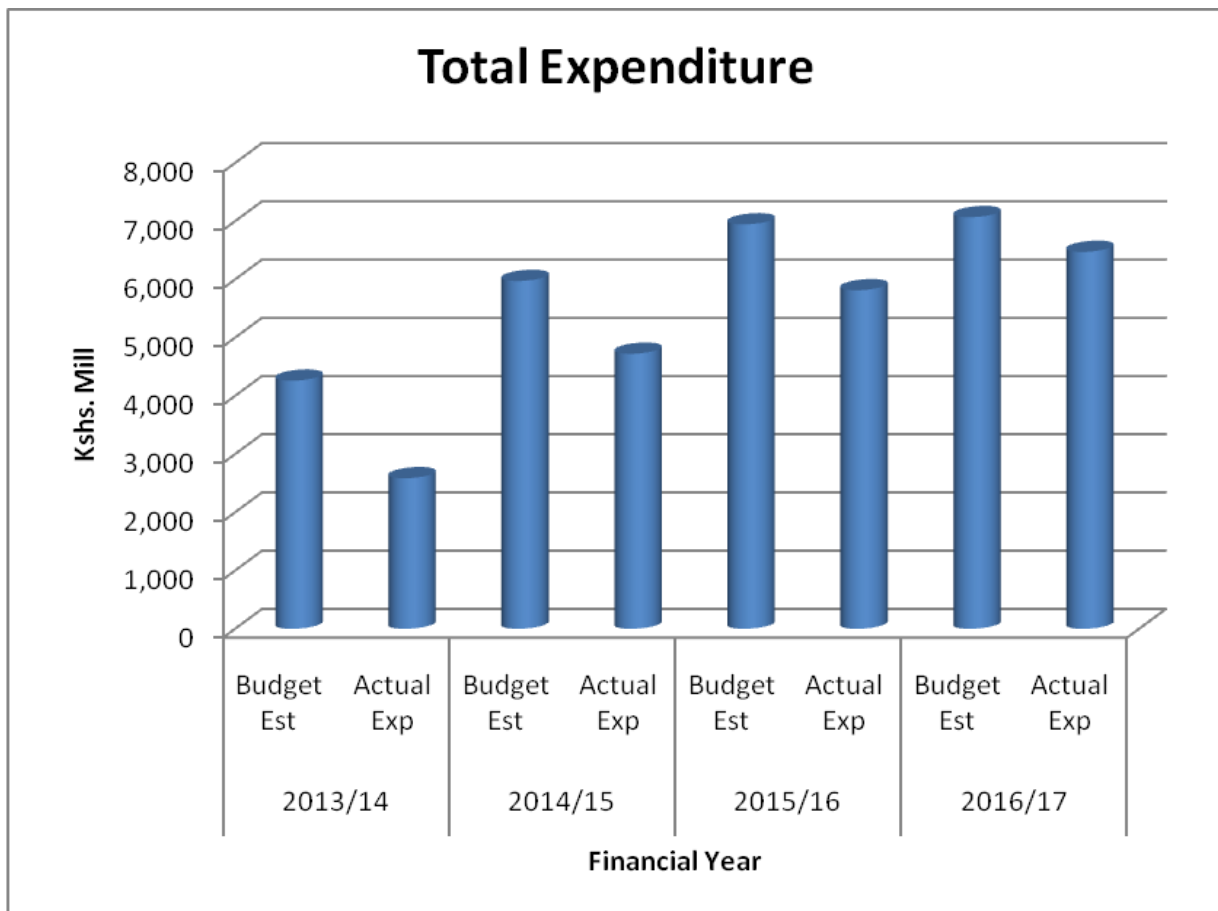


Figure 11: Total Expenditure Analysis

Observation

In FY 2013/2014 the actual expenditure was significantly below budget estimate. This was mainly attributed to inadequate technical staff, policies and frameworks to facilitate the implementation of budgeted programmes and projects. The county resource envelop took an upward growth trajectory as a result of increase in equitable share from national government, increase in conditional grants and marginal increase in local revenue.

Total Expenditure by Economic classification

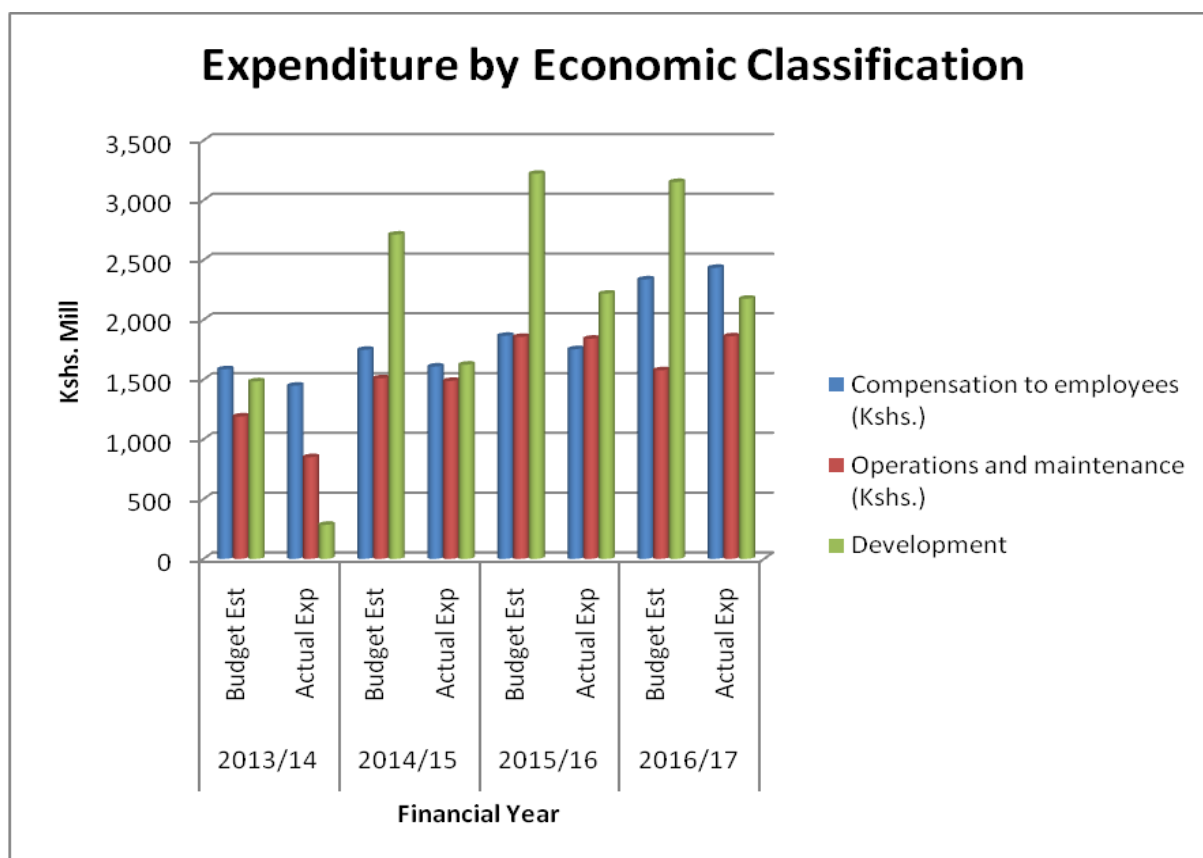


Figure 12: Expenditure Analysis by Economic Classification

Observation

From the figure above it is evident that funds uptake on compensation to employees, operations and maintenance and development have been on the rise during the period under review. This increase was attributed to employment of additional technical staffs, preparation of relevant policies and legal frameworks to facilitate service delivery and implementation of budgeted development programmes. The improved efficiency in service delivery increased

uptake of funds and reduced the amount of roll- over projects in subsequent years as shown below.

2013/2014 Financial Year-Expenditure Analysis

In 2013/2014 Siaya County Government implemented Kshs. 4,263,898,013 budget comprising Kshs. 153,466,278 from local revenue and Kshs. 4,110,431,735 from equitable share. Total expenditure over the period stood at Ksh 2,587,135,704 including: recurrent expenditure of Kshs 2, 301,377,589 accounting for 81 per cent and development expenditure of Kshs 285,758,115 accounting for 19 per cent. However the expenditures from all departments were consolidated based on economic classification as shown in the table and figure below.

Table 19: Summary of Total Expenditure

Economic Classification	Budget Estimates	Actual Expenditure	Deviations	% Absorption
Recurrent Expenditure				
Salaries and Wages	1,586,559,133	1,449,642,760	136,916,373	91
Operations and maintenance	1,191,580,765	851,734,829	339,845,936	71
Total Recurrent	2,778,139,898	2,301,377,589	476,762,309	81
Development	1,485,758,115	285,758,115	1,200,000,000	19
Total Expenditure	4,263,898,013	2,587,135,704	1,676,762,309	61

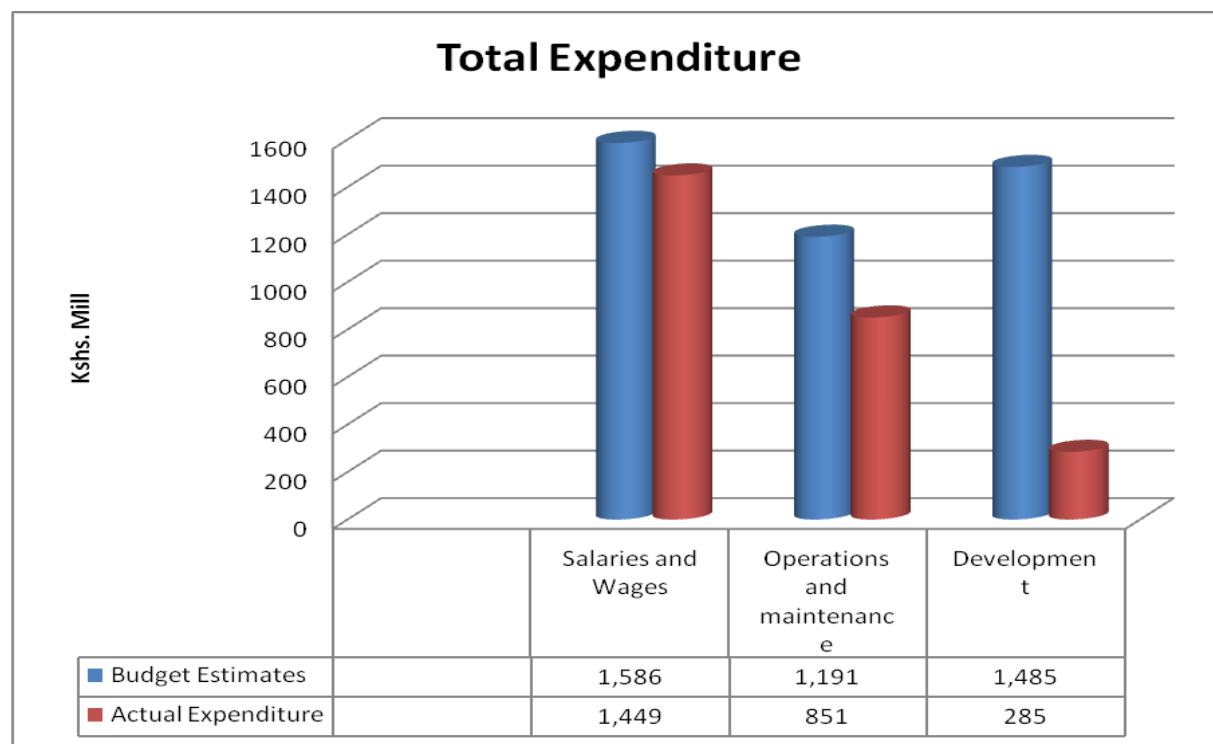


Figure 13: FY 2013/14 Total Expenditure

Observation

Budget was fairly executed with funds uptake standing at 61 per cent. Budget roll-over amounted to Kshs. 1,200,000,000. This low development fund uptake (19 per cent) was attributed to; low capacity of local contractors, lack of policies and legal frameworks to facilitate implementation of programmes and projects.

Financial Year 2014/2015- Expenditure Analysis

In 2014/15 the county government implemented a Kshs. 5,974,637,234 budget comprising Kshs 4,516,158,746 from equitable share, Kshs. 143,328,488 from local revenue, Kshs. 1,200,000,000 balance brought forward from FY 2013/14 and a total of Ksh. 115,150,000 as conditional grants allocation. Total expenditure for the period amounted to Kshs. 4,724,377,848 with Kshs. 3,099,312,679 being recurrent expenditures and Kshs. 1,625,065,169 being development expenditure translating to absorption rate of 78 per cent of the total budget. It is worth noting that the total development expenditure included expenditures on roll over projects from 2013/14 budget. However the expenditures from all departments were consolidated based on economic classification as shown in the table and figure below.

Table 20: Summary of Expenditure 2014/15

Economic Classification	Printed Estimates	Actual Expenditure	Deviations	% Absorption
Recurrent Expenditure				
Salaries and Wages	1,749,810,084	1,609,946,774	139,863,310	92
Operations and maintenance	1,511,606,401	1,489,365,905	22,240,496	99
Total Recurrent	3,261,416,485	3,099,312,679	162,103,806	96
Development	2,713,220,749	1,625,065,169	1,088,155,580	60
Total Expenditure	5,974,637,234	4,724,377,848	1,250,259,386	78

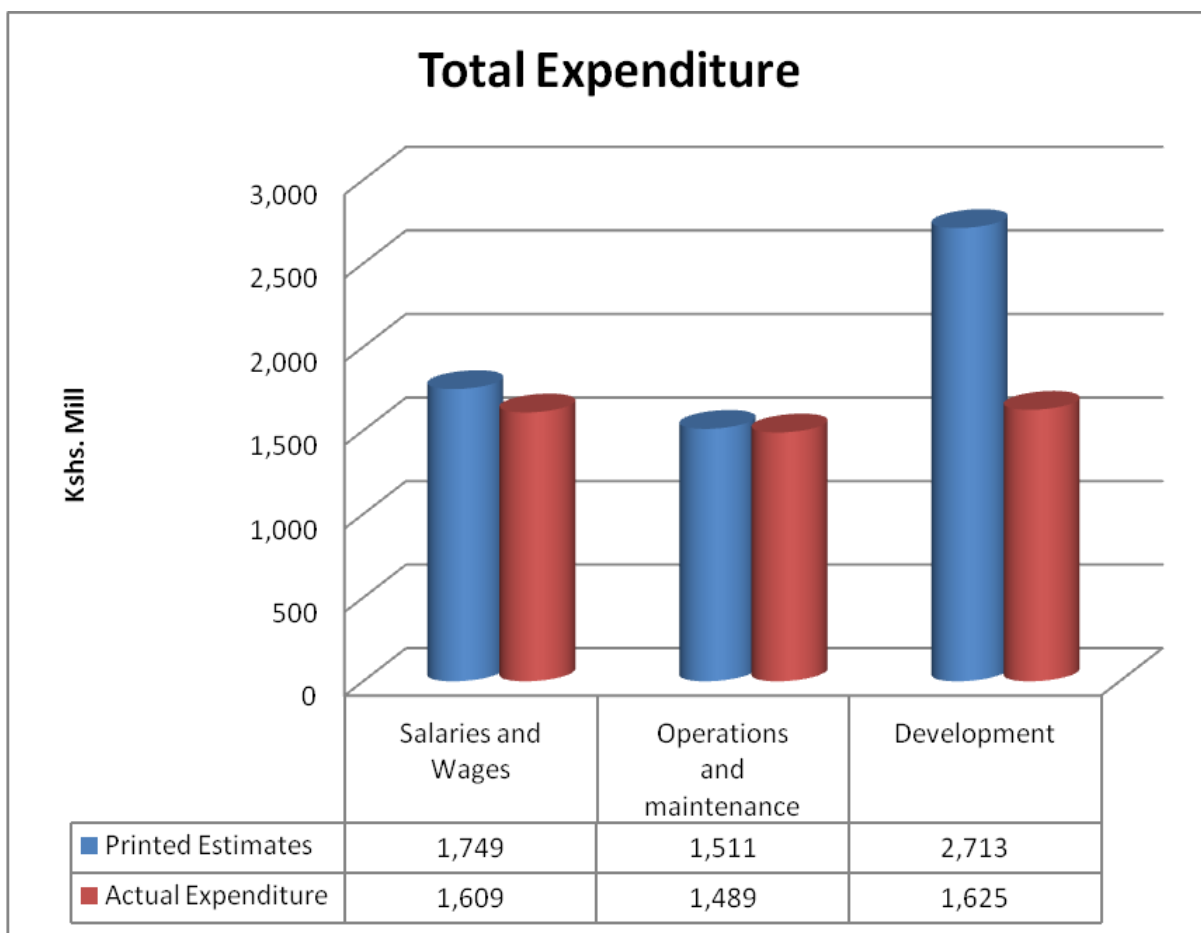


Figure 14: FY 2014/15 Total Expenditure

Observation

Funds uptake improved with absorption rate is attributed to adoption and piloting of a strategy of clustering projects during implementation to enhance absorption of funds.

Financial Year 2015/16

The FY 2015/2016 budget was the third budget prepared and implemented by the county with a total resource envelope of Kshs. 6,946,327,312 comprising Kshs. 230,000,000 from local revenue, Kshs. 4,995,298,722 billion from National Government transfers, Ksh. 27,530,000 DANIDA grant, Ksh. 1,088,155,580 Balance Brought Forward from FY 2014/15, Ksh. 113,309,926 Facility Improvement Fund, Ksh. 19,634,077 User Fees Forgone, Ksh 128,080,400 for Maternal Health Care, Ksh 95,744,681 for Leasing of Medical Equipment, Ksh 63,456,905 Fuel Levy Fund, Ksh. 91,500,000 being HSSF from the World Bank and 93,617,021 County Emergency Fund.

Total expenditure for the period amounted to Ksh 5,815,652,072 with Ksh. 3,596,567,224 and Kshs. 2,219,084,848 being recurrent and development expenditures respectively against a planned budget of Ksh 6,946,327,312 translating to 84 per cent absorption rate. It is worth noting that the County decided to move from consolidated expenditures to sectoral expenditure. In addition, total development expenditure included expenditures on roll over projects from 2014/15 budget. Actual budget and expenditure of the various economic classification and departments/ sectors is as analysed in the tables and figures below:

Table 21: Summary of Total Expenditure 2015/16

Economic Classification	Budget Estimates	Actual Expenditure	Deviations	% Absorption
Recurrent Expenditure				
Salaries and Wages	1,866,834,469	1,754,508,216	112,326,253	94
Operations and maintenance	1,857,407,995	1,842,059,008	15,348,987	99
Total Recurrent	3,724,242,464	3,596,567,224	127,675,240	97
Development	3,222,084,848	2,219,084,848	1,003,000,000	69
Total Expenditure	6,946,327,312	5,815,652,072	1,130,675,240	84

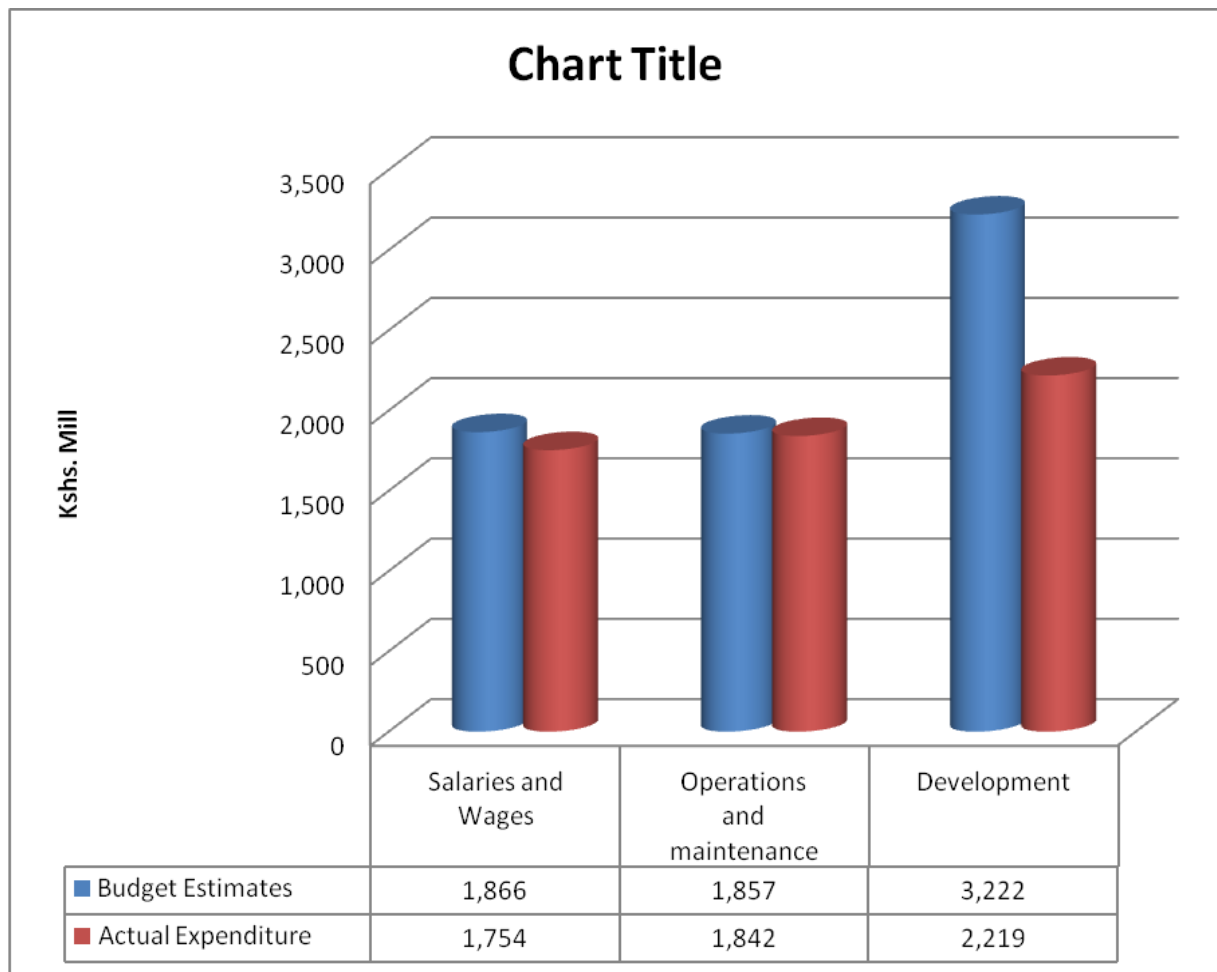


Figure 15: FY 2015/16 Total Expenditure

Observation

Funds uptake improved with absorption rate of 84 per cent and roll-over development projects value reducing to Kshs. 1,003,000,000. This was attributed to strategy adopted of clustering projects to enhance absorption of funds and timely implementation of programmes and projects

Table 22: Summary of Departmental expenditure

Department	Printed Estimates	Actual Expenditure	Deviation	% Deviation
County Assembly	655,923,777	597,433,093	58,490,684	5
County Executive	666,512,340	623,077,727	43,434,613	4
Finance And Economic Planning	497,440,178	497,413,690	26,488	0
Agriculture	390,781,194	305,410,971	85,370,223	8
Water, Environment And Natural Resources	417,814,765	270,972,492	146,842,273	13
Education, Youth Affairs & Social Development	900,538,109	502,848,194	397,689,915	35
County Health Services	2,155,836,883	1,841,668,343	314,168,540	28
Lands, Housing, Physical Planning & Development	129,489,659	115,785,394	13,704,265	1
Roads, Transport And Works	917,508,233	900,445,088	17,063,145	2
Trade Development & Regulation	117,979,585	68,809,417	49,170,168	4
ICT, Tourism And Wildlife	96,502,589	91,787,663	4,714,926	0
TOTAL	6,946,327,312	5,815,652,072	1,130,675,240	100

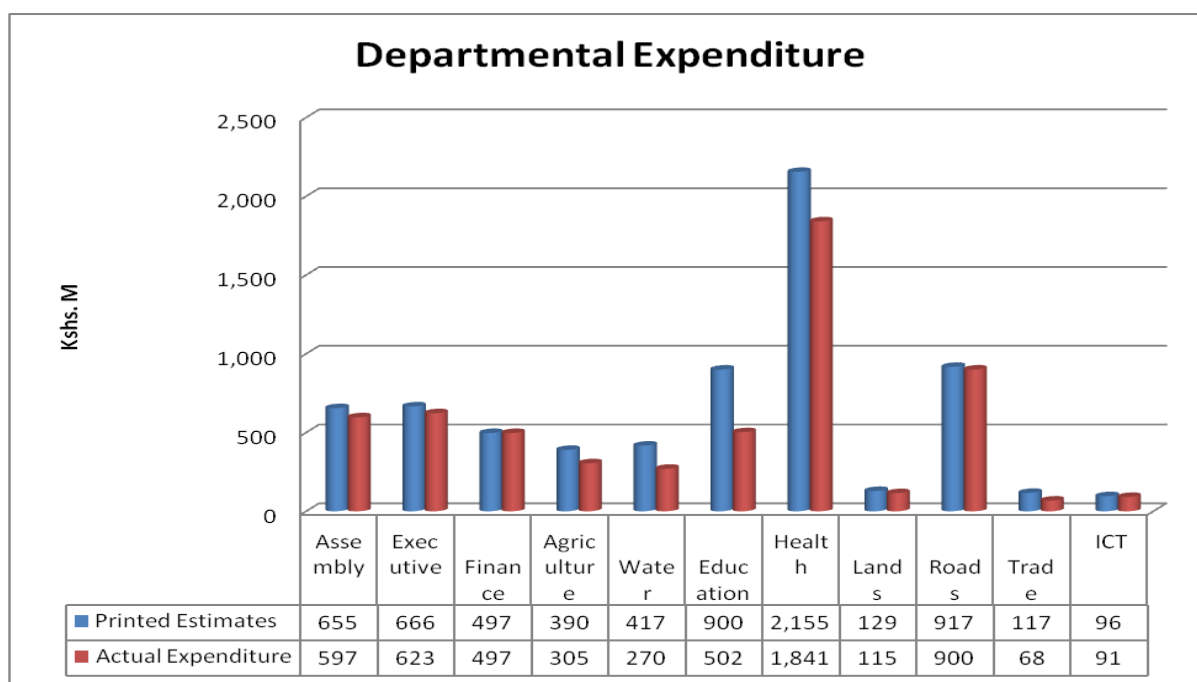


Figure 16: FY 2015/16 Departmental Expenditure

Financial Year 2016-2017

The Budget for 2016/2017 was the fourth budget prepared and implemented by the county with a total resource envelope of Ksh 7,070,326,110 comprising Ksh 270,000,000 Own Source Revenue (OSR), Ksh 5,424,991,057 equitable share, Ksh 1,003,000,000 the value of projects brought forward from 2015/16 FY and Ksh 372,335,053 conditional grants allocation.

The total expenditure for the financial year amounted to Ksh 6,272,943,630 against a planned budget of Ksh 7,070,326,110 translating to an absorption rate of 89 percent of the total budget. Actual budget and expenditure of the various economic classification and departments/ sectors is as analysed in the tables and figures below:

Table 23: Summary of Total Expenditure 2016/17

Economic Classification	Budgeted Estimates	Actual Expenditure	Deviations	% Absorption
Recurrent Expenditure				
Compensation to employees	2,338,487,720	2,435,368,992	-96,881,272	104%
Operations and maintenance	1,578,589,650	1,862,105,855	-283,516,205	118%
Total Recurrent	3,917,077,370	4,297,474,847	-380,397,477	110%
Development	3,153,248,740	2,176,632,198	976,616,542	69%
Total Expenditure	7,070,326,110	6,474,107,045	596,219,065	92%

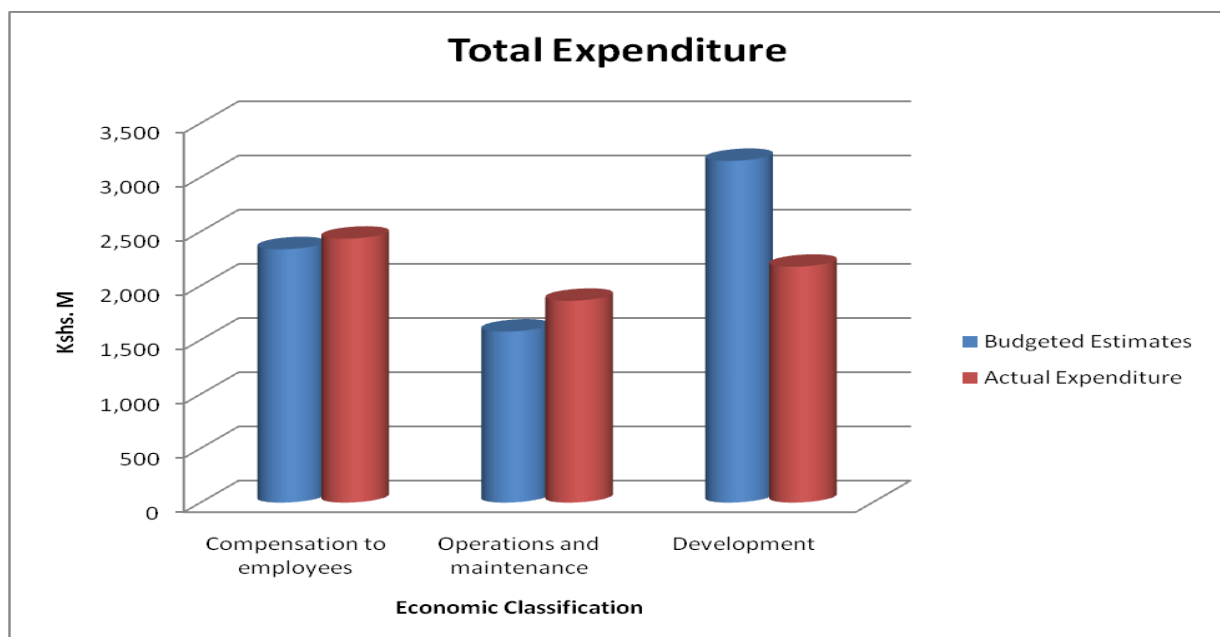


Figure 17: FY 2016/17 Total Expenditure

Table 24: Summary of Departmental Expenditures 2016/17

Sector	Budget Estimates	Actual Expenditure	Deviation	% Deviation
County Assembly	691,340,796	608,636,645	82,704,151	14%
County Executive	483,622,126	469,381,648	14,240,478	2%
Finance, Economic Planning and Vision 2030	751,246,611	832,799,296	-81,552,685	-14%
Agriculture, Livestock & Fisheries	427,602,403	336,589,465	91,012,938	15%
Water, Environment & Natural Resources	404,497,741	292,875,846	111,621,895	19%
Education, Youth Affairs, Sports, Culture & Social Services	810,144,439	570,983,608	239,160,831	40%
County Health Services	1,944,992,428	1,825,379,527	119,612,901	20%
Lands, Housing, Physical Planning & Development	73,179,608	65,853,800	7,325,808	1%
Trade Development & Regulation	227,257,304	74,405,542	152,851,762	26%
Tourism and ICT	108,027,335	124,775,726	-16,748,391	-3%
Roads, Transport & Public Works	1,148,415,319	1,272,425,942	-124,010,623	-21%
Total	7,070,326,110	6,474,107,045	596,219,065	89%

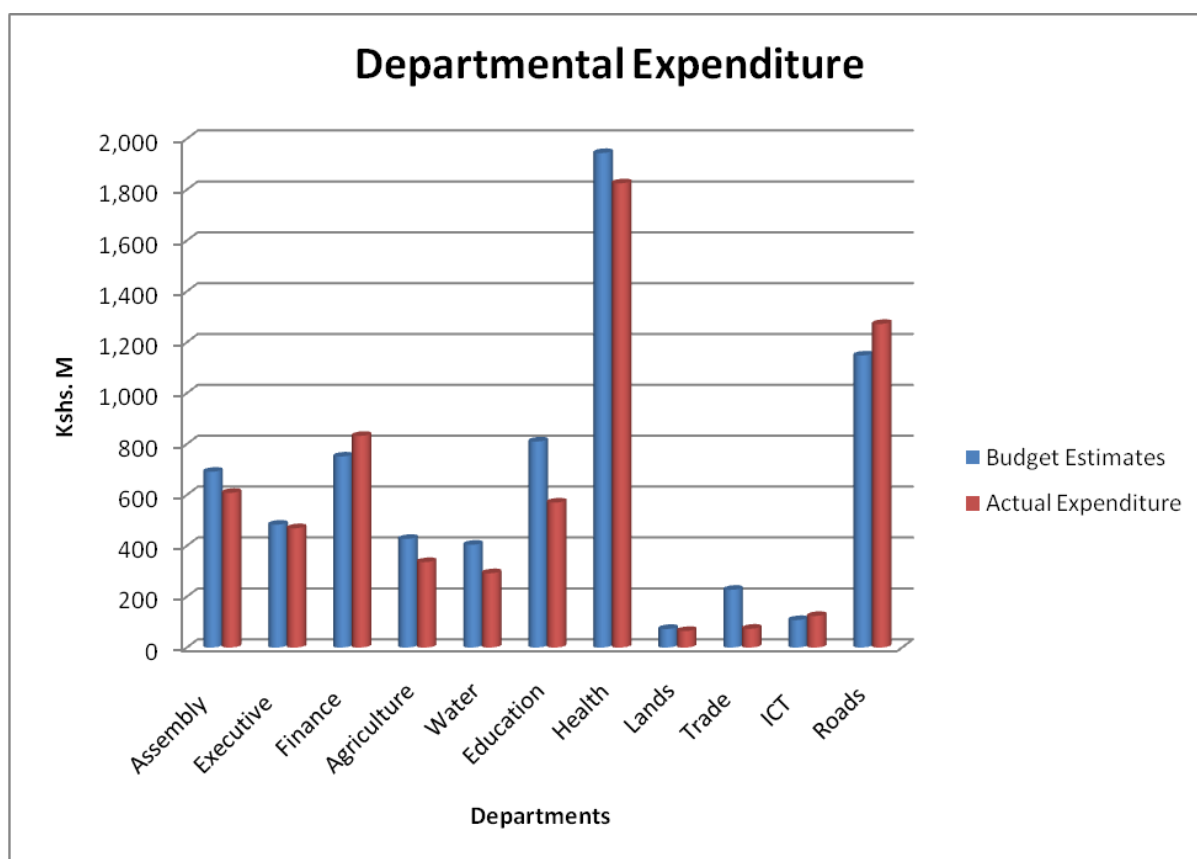


Figure 18: FY 2016/17 Departmental Expenditure

3.3 CIDP 2013-2017 Achievements

3.3.1 County Assembly

Key Achievements

The county assembly is the legislative wing/arm of the county government. However, its development priorities were not included in the first generation CIDP (2013-2017). Summary of the key achievements during the plan period 2013-2017 are as illustrated in the table below:



Summary of key achievements

Key Result Areas	Project Name	Objectives	Target	Achievements
Legislation	Enacting bills into laws	To enact appropriate laws for the smooth operations and governance in the county	100%	64%
	Capacity building on legislative matters	To strengthen the capacity of MCAs to interrogate the proposed Legislation	50	50
Legislative Oversight	Vetting of various office holders (CS, CECMs, COs and Members to the PSB).	To Promote the practice of prudent and professional leadership	100%	100%
	Oversight reports	To ensure compliance with the relevant laws and planning	100%	100%
	Standard operating procedures		1	1

Key Result Areas	Project Name	Objectives	Target	Achievements
		documents approved		
Representation	✓ Public participation programmes	To enhance engagement between the Mcas, members of the public and other stakeholders.	100%	64%
	✓ Civic education and outreach programmes			
	✓ Surveys on public awareness			
	Petitions		100%	100%
Administration, Planning and Infrastructure	Assembly Staff	To recruit additional staff for effective service delivery	88	79
	Construction of perimeter wall	To enhance security of the Assembly premises	1	1
	Refurbishment of the Assembly Building	To improve the working environment	100%	100%
	Operational tools, equipment and machines.	To enhance operational efficiency	✓ Modern toilets	✓ 100%
			✓ 80KVA generator	✓ 1
			✓ Waiting bays	✓ 100%
			14 Vehicles	5 Vehicles
	Assembly complex	To provide working space for legislative and administrative purposes	Design and Construct the Assembly complex	Design completed
	Speaker's Residence	To provide residential space for the Hon. Speaker	Design and construct the Speaker's Residence	Design completed
Boardroom and offices	To provide working space for Honorable members	Complete Committee Boardrooms	100%	
Sentry box, walk way shades, pavements and landscaping	To improve security, provide shelter during rainy season and improve the aesthetic	100%	50%	
Water tank	To help in storage of water	100%	100%	
Support Services	ICT Infrastructure	To improve the county assembly's ICT infrastructure	✓ Functional and updated website ✓ Structural LAN ✓ PABX	✓ Website developed ✓ Structural LAN developed ✓ PABX installed
	Main Internet Connectivity	To improve internet connectivity	Functional Internet system	100%
	Backup internet connectivity	To cushion users in case of downtime on	Functional Backup internet	100%

Key Result Areas	Project Name	Objectives	Target	Achievements
		the main internet connection.	connectivity	
	Setup of Members' allowance management system (IACAS)	To manage meeting attendance and allowances payment for Members.	1 IACAS System	1
	CCTV	To enhance surveillance and security	1 CCTV System	1
	Hansard System	To capture and produce official proceeding and debate reports	1	1

Challenges

- In the implementation of the structural LAN and the PABX, the design was based on the building as it was during the project period. However, the building has been redesigned and extensions done which calls for the extensions of the structural cabling. Need to extend the cabling to the new buildings.
- Lack of proper specifications and benchmarks to enable proper implementation of the IT and Hansard systems.
- Budgetary constraints affects the implementation of planned projects
- Low citizen participation during public fora organized by the assembly

Lessons Learnt

- Purchase of hardware and equipment needs proper planning and timely budgeting
- Identification of relevant hardware improves performance
- Need for an improved working relationship between the assembly and the executive
- Proper and periodic market survey to facilitate the identification of appropriate projects requirements and budgetary implications thereof.
- Need to improve the workforce skills

3.3.2 Public Service and Governance

Key Achievements

Key achievements in Governance sector include; completed detailed design for an Ultra-Modern Administration Block, constructed Prefabricated Office Block, established Disaster Management Unit and related policies, instituted Performance Management Framework and various legislations have been enacted. Additionally, service delivery has been decentralized to ward level.

Summary of key achievements

SUB-SECTOR	PROJECT NAME	OBJECTIVES	PLANNED TARGETS	ACHIEVEMENTS	REMARKS
Governance	Governors' office block	To provide office space for county government staff	Construct county office block	Design for the office block complete	To be implemented under PPP framework
	Disaster Management and response unit	To provide a centralised disaster management response unit	Establish Disaster management and response unit 35 per cent reduction in high frequency disasters.	Disaster management Unit established at both county and sub-county level 2 Fire-fighting equipment acquired	Disaster management and response desk has been established to report and coordinates issues on disaster
	Siaya County Government Press	To increase efficiency in the dissemination of public information	Establish a complete and functional County Government Press	Pending	Budgetary constraints
	Community policing To reduce crime rate in the County	To reduce crime rate in the County	To reduce crimes by 20 to 30 per cent	Pending	Adverts have been run and applications received. Budgetary constraints have stalled the initiative

Projects Implemented Outside the 2013-17 CIDP

Due to continuing and pressing needs of the public the department implemented the following projects which were not captured in the County Integrated Plan for 2013-17.

Sub-Sector	Priority	Objectives	Target	Achievements	Remarks
Human Resource Audit	Carry out staff audit, Identify gaps in the County establishment, Carry out staff rationalization, Draw a county organogram	To determine and establish staff profile	Audit of all Staff in the County	Staff data and profiling complete in 5 Sub Counties	Financial constraints affected the exercise
Advisory Role	Advise the County Government on their Obligations under International Treaties.	To make recommendations to the County Government on Human Resource management and	Code of Regulations Staff Sensitization on the mandate	Developed Human Resource Procedure Manuals and Policies	

Sub-Sector	Priority	Objectives	Target	Achievements	Remarks
		development	of the board		

Recommendations

There is need for an improved working relationship between the County Assembly and The Executive, Proper and periodic market survey to facilitate the identification of appropriate projects requirements and improve the workforce skills.

3.3.3 Finance and Economic Planning

Achievements

In the plan period 2013-2017 the department acquired operational assets such as vehicles and equipment, adopted the use of IFMIS in financial management, improved IFAD (county treasury) building, provided leadership in economic and financial policy formulation and management through the production of statutory policy documents, prepared and adopted Baseline report 2015 and Set up Monitoring and Evaluation unit.

Sub-sector	Priority	Objective	Planned Targets	Achievements	Remarks
Finance	Refurbishment of County treasury offices	To create office accommodation	25 offices	20 offices renovated	Adequate office space was created enhancing service delivery
	Adoption of IFMIS	Improve efficiency in financial management system	Increase efficiency by 100 percent	30 per cent	Efficiency in financial management is improving therefore when the roll-out is finally completed financial management will be 100 per cent enhanced
	Capacity building	To enhance service delivery	25 officers	20 officers	Target not met due to inadequate budgetary allocation
	Digitization of revenue collection	To improve revenue collection and reporting	Double the amount of revenues collected	65 per cent complete	There is substantial improvement in OSR collection The roll-out of digitization process is ongoing
Planning	Construct 2 SCIDCs at Gem and Ugunja Sub counties	To enhance efficiency in service delivery	Complete and fully equipped SCIDCs	Pending	Weak coordination of planning and development activities due to lack of office space
	Social Intelligence Reporting	To improve tracking of results	One Social Intelligence Survey and report per year	Pending	Budgetary constraints

Sub-sector	Priority	Objective	Planned Targets	Achievements	Remarks
	Develop County Statistical Abstract	To provide socio-economic data for planning	Production of one annual Statistical abstract	1	The publication was a collaborative effort between KNBS and County Government
	SCIDC awareness campaign	To increase public awareness on national and County government policies	Increase public awareness by 40 per cent	Public awareness increased by 24%	Target not met due to inadequate budgetary allocation
	Establish Development Coordination programme	Increase the levels of coordination of development	Four forums to be organized annually	Pending	Lack of proper framework at the county and sub-county levels
	County/sub County monitoring and evaluation	Enhance tracking of development outputs	Produce quarterly County and Sub-County M&E reports	Semi-annual reports produced	The funds allocated to this activity needs to be ring-fenced so as to achieve its intended objectives
	Community Empowerment and Institutional Support Project (CEISP)	Enhance community and institutional support	20 women trained annually 3 Planning units constructed and equipped	120 women trained on business skills 3 Planning units constructed and equipped in Rarieda, Bondo and Ugenya	Women empowered on entrepreneurial skills and strengthened institutions at the sub-county levels (Bondo, Ukwala and Rarieda)

Challenges

Despite the achievements, the department faced challenges during implementation period. The challenges include: Poor project cycle management, weak financial management and reporting system and incomplete county assets and liability register.

Lessons Learnt

During the implementation period, the sector learnt that project cycle management should be strengthened to ensure timely project implementation and to reduce the number of projects rolled over to subsequent financial year. Strengthened cooperation between departments and other stakeholders is critical in the implementation of programmes and projects. Adherence to section 9(2) of the County Government Act should be enhanced.

3.3.4 Agriculture, Livestock and Fisheries

Achievements

Key achievements in the agricultural sector include: 132 hectares irrigated against a target of 1170 hectares; 22 tractors, 7 harrows, 22 ploughs, 2 rotavators and one planter purchased against a target of 60 tractors, 60 disc ploughs, and 60 harrow/rippers; 14,000 Acres were ploughed accounting for 5 per cent of the total land prepared during the period; 146.8 metric tons of subsidized certified seeds and 437.6 MT of fertilizer were distributed to farmers.

Summary of Key achievements

Sub sector	Project	Objectives	Planned Targets	Key Achievements	REMARKS
Crop and Land Development	Mechanization services	To enhance timely land preparation	30% mechanization of agriculture	15% mechanization of agriculture realized Purchased 22 tractors and implements	About 10,000 farmers have benefitted directly.
		To Increase land acreage under crops		14,000 Acres of land Ploughed by county owned tractors Demand for tractor services increased and attracted over 60 Private tractors into the county per season giving a total of 57,600 acres.	Expanded land under production and timely planting contributing to high production and food security 38,400 farmers have benefitted indirectly
	Expansion of area under Irrigation	Increased food production	1170HA	132HA	Irrigation structures laid in 9 Sites covering 69 Acres of small holder farms 300 farmers to benefit directly and 1800 indirectly
	Increased use of certified farm inputs through Subsidy	Avail cheap/quality inputs to farmers	At least 100,000 farmers	12,600 farmers have directly benefitted from seed and fertilizer subsidy.	146.8 metric tons of subsidized certified seeds; 195.6 MT of Planting fertilizers and 242 MT of top dressing fertilizer distributed to farmers. Improved productivity and stability in food prices.
	Multi Strategic Food Reserve	To improve storage of farm inputs and produce	6 Storage facilities	5 stores constructed	Five cereals Grain Storage Structures Completed In Komuok In west Gem, Ukwala in Ugenya, west alego, Mulwa in Usonga and Lilingo in Ugenya. Improved post harvest handling and reduction of food loses

Sub sector	Project	Objectives	Planned Targets	Key Achievements	REMARKS
					Improved access to farm inputs (fertilizers, seeds)
	Agricultural Show	To improve food security generate income and create employment	3 Shows	2 shows and 1 agricultural trade fair held.	This is an achievement outside the CIDP
	Farmers training	To improve food security generate income and create employment	250,000 farmers on various agricultural technologies	Over 260,000 farmers have been trained on various Agricultural technologies	Majorly achieved through support of partners
	Modernization of Siaya ATC	To improve the quality of agricultural training	Upgrade the existing 2 hostels into 50 new self-contained rooms Construct 5 new conference halls	Hostel upgraded into 38 self-contained rooms. Fencing and a new gate constructed 2 new conference halls constructed	Budgetary constraints
	Millennium Villages	To improve food security, generate income, employment and alleviate poverty	Farmer groups/ individuals	14000 farmers with a total of 4000 ha Benefitted: 150 Green Houses and 500 open drip irrigation system constructed 200 High yielding dairy cows purchased and distributed to farmers 256 Fish farmers benefited from 550 fish ponds 265 farmers benefited from 940 hives Financial services (5 village banks) 9 Coop Societies and 1 Farmers union formed	Staple food productivity increased Improved tree cover by 3% in the project area Promoted high value horticulture crops production through irrigation and green house farming

Sub sector	Project	Objectives	Planned Targets	Key Achievements	REMARKS
				31 Schools benefitted from School feeding programme	
	Njaa Marufuku Kenya – NMK	To improve food security generate income, employment and alleviate poverty	Community groups and school children	4 schools and the community around them were supported Trained Community health volunteers (CHVs)	The component supported school feeding programme in Ramoya, Saradidi, Nyangoye and Mabinju primary schools and trained CHVs in rariada sub-county.
	Agricultural credit access	Increase farmers' credit accessibility, availability and awareness	15,000 farmers	The proposed Agri-Business Development Fund was not funded	Budgetary constraints
	Agricultural Sector Development Support Programme (ASDSP)	To improve food security, generate income, employment and alleviate poverty	Farmer groups/individuals	7340 value chain actors capacity built 34 Mango seedling Nurseries established and functional and 4 nurseries certified by HCDA Formed Siaya Nursery practitioners Association Operationalization of Ramba Fruit factory Established Siaya incubation centre	Supported 3 value chains namely Mango, Local Poultry and Fish Mango Seedling production increased from 9000 to 34,000 with corresponding increase in sale from Ksh 1,080,000 to Ksh 6,800,000 ASDSP phase 1 ended in 2017
	Kenya Agricultural Productivity and Agribusiness Project (KAPAP)	To improve food security generate income, employment and alleviate poverty	Farmer groups/individuals	8 value chains were implemented CBOs transformed into 7 cooperatives Value addition equipment for groundnuts worth Ksh. 8.9million were provided to cooperatives 6 marketing outlets were established 30 water pumps for irrigation were supplied to farmer groups	This programme was funded by World Bank The programme ended in 2016

Sub sector	Project	Objectives	Planned Targets	Key Achievements	REMARKS
				Dehusking machines supplied to each sub-county	
	EAAPP/ Traditional High Value Crops (THVCs)		Farmer groups/individuals	-6400 farmers benefitted in all the sub counties -Received 7584 kg of Green Grams, Sorghum and Cow peas from Drought recovery programme in 2017	Additionally ICRISAT also assisted farmers in Gem and Ugenya through provision of 12.83 Tons of Sorghum, Finger millet, Green Grams, Groundnuts seeds which planted 3106.85 Ha
	National Accelerated Agricultural Inputs Access Programme (NAAIAP II)		Farmer groups/individuals	2 Groups in Usonga and Ugenya supported (Mulwa Irrigation Scheme and Anyiko rice irrigation scheme) A total of 750 farmers in the 2 groups each received 100 kg of planting and topdressing fertilizer Capacity building of farmers and staff on rice production and marketing	Improved access to farm inputs and production.
	Lower Nzoia Irrigation project	To improve food security generate income, employment and alleviate poverty	Farmer groups/individuals	The project is yet to commence	Feasibility on course Design completed Mapping and identification of beneficiaries for compensation done
	Water Harvesting Initiatives	To enhance the capacity of the community for improved food security by availing water through harvesting surface runoff.	Farmer groups/individuals	13waterpans constructed for 13 farmer groups in Alego Usonga, Ugenya, Rarieda, Ugunja and Bondo sub Counties	The water pans are sited in Bar Anyali in Ugenya Sub County, Asere and Madungu in Ugunja Sub County, East Uyoma, West Uyoma, Central asembo, South asembo locations in Rarieda Sub County, West Alego, Central Alego Wards in Alego Usonga Sub counties, Central, West, South, Yimbo East Wards in Bondo Sub County
	Smallholder Horticulture Empowerment Project – Up	To improve the livelihood of smallholder horticultural farmers in the	Farmer groups/individuals	20 Farmer groups Supported in Gem and Alego Usonga Sub counties on horticultural crop production 450 farmers benefited	The Project improved the livelihood of smallholder horticultural farmers through farmer group formation and management, joint staff and farmer Dual Gender trainings on

Sub sector	Project	Objectives	Planned Targets	Key Achievements	REMARKS
		implementing sub counties		directly	horticultural crop production and quality control, supported formation of Farm Business Linkage stakeholder Forums (FABLIST), linking smallholder horticultural farmers to buyers, transporters and other strategic stakeholder in horticulture sub sector.
	Flood Water Control/Management	To enhance efficient management and utilization of excess water	1,640 ha	No area was reclaimed	Due to budgetary constraints only canals were opened in Mulwa rice scheme in Usonga as opposed to reclaiming 1,640Ha of normally flooded area in Usonga during rainy seasons
Fisheries Management and Development	multiplication/demonstration centre	Increased sustainable fish stock recovery in the lake and production from aquaculture	1	1 (In Yala)	1.7 tonnes of fish feeds -1070MT of fish produced
	Fish Processing	Reduce post-harvest losses	10 ice plants 50 modern fish land bandas	10 chilling rooms constructed 11 Fish Landing Bandas Completed and handed over to BMU	Effectively put to use for improved fish quality
	Fisheries extension services	Improve surveillance and mobility	2 patrol boat	11 patrol boats for use by BMUs procured	Effectively put to use for fisheries surveillance
Livestock Management and Development	Office Construction	Improve service delivery	4 complete office blocks	2 offices completed in Rarieda and Ugunja 2 offices renovated in Bondo, Gem and Siaya	Improved work environment and service delivery.
	Revitalization of Livestock Extension services	Improve service delivery	2,000 farmers to be reached with advisory services	25,442 farmers received extension services	Improved livestock production and initiation to commercial farming.
	Livestock Breeding	Increase Productivity of Livestock	30% productivity	5% improvement	Budgetary constraints
	Livestock value addition	Improved access to livestock inputs and equipment	Worthy Kssh. 12M	Not implemented	Budgetary constraints

	Modern livestock markets	Improved market access	6 livestock markets	Implementation by trade department	Done by trade department
	Local poultry production	To improve high quality food to families, increase income and provide employment	Farm and farmer groups	2331 farmers received training and benefitted from day old chicks	Improved farmers' skills on poultry husbandry and disease management. Reduced incidences of chick mortality.
Veterinary services	Diagnostic laboratory	Improved reaction to disease outbreaks	1 satellite diagnostic laboratory	Lab yet to be operationalized.	Budgetary constraints

Projects Implemented Outside the 2013-17 CIDP

Due to continuing and pressing needs of the public the department implemented some projects which were not captured in the County Integrated Plan for 2013-17.

Sector/ Sub-sector	Priorities	Achievements	Remarks
Fisheries Management and Development	Sanitation at fish landing bandas	15 toilets completed and handed over to BMUs	The project was to improve sanitation at the fish landing beaches
	Fish Subsidy	-1.7metric tons of fish feeds procured at a cost of Kshs 1.5 million -20 farmers were identified and supplied fish feeds per ward.	Improved fish production from fish culture
	Bi-annual Lake Victoria Fisheries Frame surveys	-2 surveys conducted in 2014 and 2016	The surveys were supported by LVEMP II
	Promotion of cage fish farming technology	-10 Cages installed in Mwer dam in West Alego Ward. -25 fish cages installed in Yimbo West Ward portion of Lake Victoria.	Handed over to beneficiaries
	Training of fish farmers and fishers	900 fish farmers, 700 fishers trained	Partly supported by Tilapia Trilateral Project – GIZ, FAO and LVEMP II
	Fisheries Surveillance in Lakes Victoria and Kanyaboli	-2876 assorted destructive fishing gears from lake Victoria and Kanyaboli	Achieved with involvement of BMUs
	Strengthening fisheries Co management	-Elections conducted for all the BMUs. -Trainings of 67 BMUs on fisheries management -Mentoring of all BMUs Officials undertaken	Involvement of the fishers, as the resource users, in the management of the fisheries resource is an effective management tool.
	Strengthen institutional capacity to Manage and develop fisheries resources	Fisheries and Aquaculture Act exists	The accompanying regulations to the Fisheries Law are yet to be formulated
Livestock	Poultry	4,644farmers trained on poultry	Improved farmers' skills on

Sector/ Sub-sector	Priorities	Achievements	Remarks
Management and Development	production and marketing	production and management 38 poultry demonstration units established	poultry husbandry and disease management. Reduced incidences of chick mortality
	Dairy Production	8891 farmers trained on dairy production and management 88 bales of hay produced	Improved farmers' skills on dairy husbandry and disease management. Reduced incidences of calf mortality Triggered commercial fodder production
	Meat production and marketing	15,805 farmers trained on meat production and marketing 122Hactares of forage feeds improved Introduced 2 improved breeds	Increased breeding services targeting local cows.
	Apiculture development	1,455 farmers trained on apiculture development 14 hives introduced	Enhanced production of honey.

Challenges

Challenges faced by the sector were inadequate policy and legal frameworks, weak agricultural institutions, weak linkage between research and extension, untimely acquisition of fuel, repair and maintenance of tractors, Under-allocation for ward-based projects, Abandonment of project sites by contractor, Severe drought leading to massive crop failure and army worm infestation

Recommendations

All relevant stakeholders should be involved in planning, prioritization and implementation of projects; Public Private Partnership is key in financing of the identified projects and effective implementation, there is need for timely release of funds and to factor operational funds in all development Projects, strengthening of monitoring and evaluation system should be prioritized in all projects implemented and the capacity development of contractors implementing special interest projects should be assessed and developed (Technical, Financial , Project management).

3.3.5 Water, Irrigation, Environment and Natural Resources

Achievements

Some of the key achievements include construction of 30 boreholes and 100 shallow wells, installation of water tanks in schools and health facilities, rehabilitation of 30 water pans and extension of 30 km pipeline.



Figure 19: Sidindi Water Kiosk, Sidindi Ward

Sub-Sector	Priority	Objectives	Planned Targets	Achievements	Remarks
Water	Siaya Bondo Water and Sanitation Project	To provide clean safe and adequate water and improved sanitation services	15,000 more peopled access water	Project complete	The project is in its defect liability period
	Uranga-Lihanda Water project	To provide clean, safe and adequate water	9,000 more people access water	70% complete	Project name changed to Maungo; Awaiting power connection and pump installation
	Romnwa Community Water Project	To provide clean, safe and adequate water	15,000 more people access water	90% complete	Awaiting power connection and minor expansions
	Kanyaboli Community Water Project	To provide clean, safe and adequate water	20,000 more people access water	5% completion	Preliminary design reports ready awaiting funding
	Pipeline extension and expansion	To increase access to clean and safe water	Project to cover 500 km length	80km of pipeline extension	The 80kms of pipeline extended is cumulative from various wards within the county

Sub-Sector	Priority	Objectives	Planned Targets	Achievements	Remarks
	Rehabilitation and augmentation of pumping units	To increase water production	Six pumps to be installed	(5 pumps installed)	1 pump yet to be installed at East Uyoma
	Water Quality Assurance	To improve water quality	Construct and equip Two laboratories	Additional Equioment provided for Siaya & Bondo water schemes	Constructions were shelved Due to lack of funds
	Construction of water storage facilities	To improve storage and balance pressures	50 Tanks 30 water pans 1 dam	45 water tanks installed in schools and health facilities 70water pans & 1 dam constructed	Due to high demand and prevalent drought more pans had to be constructed
	Construction of sanitation facilities	To improve sanitation services	5 sewerage systems	2 sewerage systems constructed	Financial constraints inhibited more sewer construction
	Ground water resource development	To improve access and quality water	100 shallow wells 30 springs 20 Boreholes	40 shallow wells 70 springs protected 35 Boreholes	Changing community priority needs occasioned the variations in the targets
Irrigation	Nyambonia irrigation project (Ugunja Division, Ugunja Constituency)	To increase area under irrigated farming through drip irrigation system	1 green house 1 acre open drip system	The project was shelved	Inadequate funds
	Kanyabonyo irrigation project (South Gem, Wagai, Gem)		70 Ha	The project was shelved	Inadequate funds
	Alwala Irrigation Project (south Sakwa, Nyang'oma, Bondo)		46Hactares	50% achieved	Inadequate funds
	Nyangera Irrigation Project(West Yimbo,Usigu, Bondo)		70Hactares	100% complete	The project is functional
	Omia Mwalo Youth Group (West Asembo - Rarieda)		20Hactares	The project was shelved	Inadequate funds
	Ahono Valley Irrigation project (East Gem, Yala,		5Ha.	The project was shelved	Inadequate funds

Sub-Sector	Priority	Objectives	Planned Targets	Achievements	Remarks	
	Gem)					
	Focal Area irrigation project (Ugunja Division-Ugunja Constituency		25Ha	The project was shelved	Inadequate funds	
	Jora Irrigation Project (East Imbo, Usigu-Bondo		50Ha.	The project was shelved	Inadequate funds	
	Aram Irrigation Project (South Asembo, Rarieda Constituency		20Ha	50% achieved	Inadequate funds	
Environment and Natural Resources	Afforestation	To increase county tree cover	12% tree cover	118 Nurseries developed 40 woodlots established		
	Reservation of County forest lands	To determine % tree cover	To reach 12% forest cover	Nil	Potential forest sites still remain ungazetted	
	Energy conservation	Energy Conservation	2000 Improved cook stoves	2000 cook stoves supplied		
	Catchment Protection programme	To rehabilitate degraded catchment areas	3 hectares per year	6Ha	Riverine conservation efforts made on River Yala & Nzoia	
	Agro-forestry programme	To protect catchment	Train 36 TOT and establish demonstrating farms 6 business men trained on tree planting	50 TOTs trained	Introduction of farmers field schools by KFS ensured the high achievement	
	Environmental Education and Awareness		-To create awareness	-Increase community awareness by 20%	10 Awareness campaigns conducted	Liquididty problems on recurrent expenditure limited the no.of campaigns
			To promote school greening	64 schools	14 schools	Inconsistenet ward allocations on afforestation programmes
	Forest service infrastructure development	To improve service delivery	7 offices, 16 tree nurseries, 3 model nurseries, 9 motor bikes, 7 vehicle and 8 ICT equipment	Nil	Delayed fund disbursement for the Kenya Water Towers Project	
Meteorology	Modernization of Meteorological Services	Improve quality of weather observations	Improve meteorological infrastructure in the county by	150 sessions of Dissemination of climate information	Delayed project launch for climate scenario planning	

Sub-Sector	Priority	Objectives	Planned Targets	Achievements	Remarks
		and forecasting.	50%		
	Automatic weather stations (AWS) and self-recording Rain Gauges ATC siaya, Odera Kang'o, Chianda, Ukwala, Yala Bondo, Kadenge, Ugunja	-To Develop Meteorological Infrastructure in the County By 50% and dissemination of weather information	260 dissemination sessions	25% Achieved by installation of 4 weather stations in Rarieda	Inadequate funding
	RANET STATION Alego Usonga/Siaya Township	Generate and Disseminate timely weather/climate information	Develop Meteorological Infrastructure in the County By 50% and dissemination of weather	25%	4 more weather stations installed in Rarieda

Stalled projects

Sub-Sector	Project Name	Location	Description of Activities	Reason for Stalling
Water	Construction of Bar Kober shallow well	North Sakwa	Digging of app. 30m deep pit. Lining the pit with culvert rings. Equipping the well with hand-pump.	The contractor encountered unpenetrable rock before striking water.
	Drilling of a borehole at Nyalori	South East Alego	Drilling of a borehole and equipping with a solar pump	Project changed to Pipeline extension
	Drilling of a borehole at Wang-chieng'	West Alego	Drilling of a borehole and equipping with a solar	Drilled & capped. Extra funds required for equipping
	Drilling of a borehole at Kabura Sec. School.	West Alego	Extra funds required for equipping	Inadequate funding
	Drilling of a borehole at Ligala Dispensary	North Ugenya	Extra funds required for equipping	Inadequate funding

Challenges

Key challenges include: Limited capacity of contractors leading to delays in projects implementation; slow operationalization of Water Act 2016 have impacted negatively on implementation of key water programmes; Lack of a County Water Database on water projects status and projects earmarked for implementation; Vandalism of water infrastructure and equipment; unclear relationship between SIBO, LVWSB and poor succession gaps; Poor management and weak governance structures characterizing SIBO operations affect service

provision; Slow pace in attending to leakages and bursts lead to losses; Destruction of water infrastructure when opening new roads, frequent breakdown of rural water supplies, lack of monitoring system on the functionality of the rural water supplies and High cost of electricity

Lessons Learnt and recommendations

There is need for strong Public Private Partnership (PPP) collaboration to supplement county funding to project and programmes within water sector; institute monitoring and evaluation framework, undertake baseline surveys; enhanced political goodwill and multiple stakeholders support to interventions; building on existing community resources and organizational systems and enhance community involvement and ownership; enhanced community based interventions and engagement to increases accountability.

3.3.6 Education, Youth Affairs, Sports, Gender and Social Services

Achievements

Great strides have been made towards the achievement of the planned activities as below

Early Childhood Education: 170 ECD centres were constructed and provision of equipment to operationalize them is on-going. In addition, 657 ECDE teachers were recruited and ECDE policy developed



Figure 20: Nyakasumbi ECD Centre, West Sakwa

Youth training: New workshops were constructed in 16 new polytechnics/vocational training centres, 3 existing polytechnics were renovated and 7 polytechnics/ vocational training centres were equipped with tools and equipment; 31 youth polytechnic instructors from the national government were absorbed. Supply of operational equipment for the newly constructed polytechnics is on-going.

Sports: A total of 117 assorted soccer, netball and volleyball goal posts were erected in various playing fields across the county, sports equipment were distributed to wards through Sport Management Committees. Additionally, design for a modern Stadium in Siaya is complete.

Social services: Bursaries totalling to Kshs. 236 million was disbursed to 34,148 students in secondary schools, colleges and universities. In addition affirmative action to provide social protection to older persons has taken off with the first 450 older persons having benefited from the first disbursement.

Summary of key achievements

SUB-SECTOR	PRIORITIES	OBJECTIVES	PLANNED TARGET	ACHIVEMENT S IN 2017	REMARKS
County Social Security and Services	Sheltered workshops for persons living with disability	To empower PLWDs with skills for self-reliance	6	3 sheltered workshops completed and equipped	There is a plan to construct and equip 3 more centre to cover the entire county
	Resource centres	To provide centres for acquiring information and ICT services	6	3 resource centres completed	
	Rehabilitation/ development of sports facilities in the County	To provide a recreational facilities	1 (Siaya stadium)	Partially implemented	Design for the stadium complete
	Orphans and Vulnerable children (OVC) support	To empower communities to take care of orphans and vulnerable children	Vulnerable house holds	Implemented by the national government	Budgetary constraints There is a similar programme by national government
	Consolidated social protection fund- Older persons cash transfer (OPCT)	To enhance capacity of vulnerable people to meet basic needs	1 fund established 1501 Older persons targeted	A fund exists with 450 older persons already benefitting	150 beneficiaries are yet to be capped

SUB-SECTOR	PRIORITIES	OBJECTIVES	PLANNED TARGET	ACHIVEMENTS IN 2017	REMARKS
Vocational Education and Training Development	Recruit of instructors for polytechnics	To provide quality education and training to the trainees	118	31 instructors recruited	New employment was frozen by the government
	Construct a polytechnic in each ward	To provide skills, values and positive attitudes to trainees	30	16 polytechnics constructed	
	Construction and equipping youth empowerment centres			pending	The projects are national government projects.
	Establish a county revolving fund for youth entrepreneurs			pending	Budgetary constraint There exists a similar programme by national government
	Train youth out of school on ICT and entrepreneurial skills				Budgetary constraints
	Subsidized youth polytechnic tuition (SYPT) scheme. Each trainee receives kshs 15,000/= per year up to a maximum of four years	To provide access to quality training for trainees enrolled in public youth polytechnics	Trainees enrolled in public youth polytechnics		There is lack of Implementation framework for the fund
County Pre-Primary Education	Construction of classrooms for the ECD centres	To improve access, retention and transition to the next level	200	170 ECD centres completed	Construction of remaining ECD are on-going
	Recruitment of ECD instructors	To improve quality of instruction ,increase access, retention and completion rates in ECD	1400	657 ECD instructors recruited	More instructors have been planned to bridge the existing gaps
	Equipping the ECD centres	To improve quality of the learning environment, access, retention and transition rates	200	156 ECD centres equipped	Equipping of remaining ECD centres is on course
General Administration, Planning And Support Services	Bursary and scholarship for the bright and needy students	To increase retention and transition, enhance equity	Needy students from the County	34,148 beneficiaries	The fund has improved retention and transition of students

Projects implemented outside the CIDP 2013-17

During the period under review the department formed 350 pre-primary boards of management, held KYISA 2017 games and established a revolving fund for PLWDs and Women entrepreneurs.

STALLED PROJECTS

Not all the planned activities have been done as envisaged. Some of the planned projects have stalled for one reason or another. The following projects have stalled:

Sub-Sector	Project Name	Location	Description of Activities	Reasons for stalling
Sports	Migwena Sport Stadium	Bondo Sub County	Construction/pavilion with VIPs stand, dressing room and other related civil work	Low capacity of contactors
County Social Security and Services	Resource Center	2 resource center in Usonga ward & West Yimbo ward	Construction of Hall	Budgetary constraints
Vocational Education and Training Development	Workshops	5 Youth polytechnic in South Gem ward, North Sakwa ward, Central Sakwa ward and West Yimbo ward respectively	Construction of standard twin workshop	Budgetary constraints
County Pre-Primary Education	Ecd blocks	49 Ecd blocks in Bondo, Rarieda, Gem, Alego Usonga, Ugenya & Ugunja Sub Counties	Construction of 3 classrooms office and store in each Ecd	Inadequate funding, Low capacity of contractors Lack of public land

Challenges

Despite the progress, there is a tussle between national and county government on recruitment and management of ECDE teachers, poorly defined roles between national and county governments on sports and social service, lack of county policy framework to facilitate implementation of some projects and uncoordinated nature of managing social protection funds among implementing agencies.

Lessons Learnt

There is need to streamline the ward development fund in relation to the CIDP to avoid implementation of projects outside the CIDP.

3.3.7 Health Services

Achievements

The sector in executing its mandate during the plan period 2013-17 realized a number of achievements in the following priority areas:

Health Products: The sector has steadily responded to population demands for quality and affordable Medical/ curative and rehabilitative services through establishment of effective forecasting and procurement systems, effective distribution of Health products and availing the standard therapeutic and diagnostic equipment. This was enabled through identification of Kenya Medical Supplies Authority (KEMSA) as the priority supplier for health commodities. The sector established Hospital Medicines and Therapeutics Committee and Sub County Commodity Security Technical Working Groups.

Reproductive, Maternal, Newborn, Child and Adolescent Health: There has been marked increase in the uptake of skilled RMNCAH services. There was Increased 4th ANC uptake from 40% in 2013 to 50% in 2017, increased skilled delivery from 59% in 2013 to 65%, in 2017 and increased number of clients screened for cervical cancer from 4% to 20 % (MoH DHIS 2013- 2017), CPR has also increased from 23% in 2013 to 55 % in 2017 and positively declining TFR from 5.5 in 2013 to 4.2 in 2017, as well as unmet need for FP from 25.4% in 2013 to 13.8% in 2017 (MoH DHIS 2013 ; PMA2015-R4). Since the inception of the referral system in the county, the improved referral strategy has had a total of 7,560 patients were referred for various services (Siaya County Performance Report, 2017). Scale up of ECD services has also increased from 0% in 2013 facilities offering ECD to 10% in 2017 (Siaya performance Report for 2016/17). Health facilities offering adolescent friendly services have increased from 5% in 2013 to 10% in 2017 (Siaya performance Report for 2016/17).

Immunization: In immunization services, the fully immunized children increased from 60% to 80 % during the CIDP 2013-2017 implementation period. Likewise during the same period, the county increased the number of EPI fridges for vaccine storage from 100 in number to 137

TB Program: In the TB program, the treatment success rates for TB increased from 77% in 2013 to 82 % in 2016. This was due to roll out of Intensive Case Finding (ICF) to all facilities to capture TB cases early hence good outcomes.

HIV Program: The HIV prevalence among the general population in Siaya was 24.8% in 2015 for people aged 15 years and above the rate of new infections has reduced from 16,147 in 2013 to 8264 cases annually.

Nutrition and Dietetics: Due to enhanced performance in key nutrition indicators malnutrition rates among clients living with HIV/AIDS and TB reduced from 46% to less 30% (MOH, DHIS2, 2017), stunting rates from 27.7% in 2013 to 24.7% in 2014, underweight from 11% in 2013 to 7.8% in 2014, wasting from 6% in 2013 to 4.7% in 2014. Vitamin A supplementation has improved from 27% in 2013 to 78% in 2017, ferrous folate supplementation from 37% in 2013 to 56% in 2017 among the pregnant women. In addition 30% increase in community /facility referrals for the malnourished resulting to more mothers and Children being reached with additional nutrition services like micronutrient supplementation and other nutrition assessment and counselling services and follow-up.

Environmental Health and Sanitation: During the implementation of the first CIDP 2013 to 2017, Siaya County realized increase in latrine coverage from 75.3% to 82.4%. The Open Defecation Free villages also increased from 32% to 77%. The increase in latrine coverage and ODF villages was realized through Community Led Total Sanitation Approach which calls for involvement of all players in sanitation improvement to play their roles in the fight against diseases related to poor sanitation.

Malaria program: The number of pregnant women provided with IPT2 was at 38,605 (52%), those receiving Long Lasting Insecticide Treatment Nets (LLITNs) was 36063 (71%) in 2013 and 38,605 (64%). The children who were under one years of age distributed with LLITNs were 78% in 2013 and 96% in 2016. Net usage in the County improved from 34% in 2010 to 67% in 2015 (Kenya malaria indicator survey).

Health infrastructure: During the review period a total of 22 new health facilities were constructed, rehabilitation of 5 sub-county hospitals is on-going, 30 rural health facilities were rehabilitated, an oxygen generation plant completed. In addition, 7 laboratories were completed. Other achievements include; health advocacy scale up, indoor residual spraying aimed at malaria prevention, construction of a rehabilitation unit at the county referral hospital, establishment of 187 community units, recruitment of 2148 CHVs and establishment of a 24 hour referral center.



Figure 21: County Theatre Machines



Figure 22: County Digital X-Ray Machine

Summary of key achievements

Priority/Projects	Objectives	Planned Targets	Achievements	Remarks
Construction and Rehabilitation of rural health facilities	To have fully functional rural health facilities	46 health facilities	34 health facilities constructed	Through public participation each ward was able to identify a new facility.
County referral hospital	To improve rehabilitation	1 rehabilitation unit	1 rehabilitation	Patient walkway constructed and 3 phase power connected

Priority/Projects	Objectives	Planned Targets	Achievements	Remarks
rehabilitation unit	services in the county		unit established	
Oxygen generation plant	To increase availability of oxygen all health facilities	1 oxygen generation plant	1 oxygen plant established	Oxygen plant constructed through PPP and commissioned
Capacity building of health care workers	To improve the quality of health services	All health care workers	Ongoing	Capacity building done on technical areas of HIV, Malaria, TB and senior management through partners and County Government
Community Led Total Sanitation	To ensure all homesteads have a latrine/ all villages are ODF	All homesteads have a latrine	Latrine coverage moved from 75.3% to 82.4% ODF free villages increased from 32% to 77%	This was achieved through collaborative effort of County Government and WASH partners.
Comprehensive school health scale-up programme	To ensure school going children have access to a healthy learning environment	All schools in the county	0	To be considered in the next planning period
Renovation and equipping of hospitals	To improve on the provision of curative, preventive and promotive health cares services	7 county hospitals	5 sub-county hospitals renovated	The process of renovation is on-going in the remaining two health facilities
Model health centres	To provide quality curative, preventive and promotive services To improve referral system	30 Model health centres	0	This was not achieve because of limited funds and lack of prioritization by the community
Community Health Services Scale up	To improve on the effectiveness of Community Health services in the county	187 Community Units	187 community units were established	The CUs established have improved the effectiveness o health service delivery in terms of linkage of households to health facilities
Satellite blood transfusion centre	To reduce death cases associated with lack of blood	1 blood transfusion centre	0	Not achieved because Budgetary constraints, however, the design is already developed
Centralized ambulatory services	To improve emergency referral system in the County	1 centralized ambulatory service	1 central ambulatory system operational 11 Ambulances	The ambulatory services has been made operational through the use of developed referral strategy

Priority/Projects	Objectives	Planned Targets	Achievements	Remarks
			acquired for referral services	
NHIF Mass recruitment	To reduce the dependence on out-of pocket health financing for health care services	50% of Households insured	28% of households covered	Budgetary constraints and inadequate of capacity
Maternal health programme	To offer 24 hour maternity services at all rural health facilities in Siaya To reduce maternal mortality	100% of all rural health facilities	65% of rural health facilities	Inadequate staff /staff houses and lack of electricity in some facilities
Output based (OBF)financing	Increase % of facilities participating in OBF (Output Based Financing) from 0% to 30%	42 health facilities	0	Budgetary constraints
Solid waste disposal system	To improve waste management	2 disposal site	0	Budgetary constraints. Reluctance from the community to offer land for use as land site.
County, Teaching and referral hospital	To improve on the health referral system To provide an excellent teaching, research and referral in the region	1TRH	0	Budgetary constraints and lack of partnership.
Electronic Medical Records	To improve Health information management at the hospitals	7 hospitals	7	SCRH and all sub-county hospitals have electronic medical records at the patient support center.
Specialized inpatient units	To improve access to specialized inpatient clinical services	2 units	2	2 units established at the Siaya County Referral Hospital. Through collaboration through national and county government.
Outpatient Services Upscaling	To improve quality of OPD services in hospitals	8	7	Ambira is yet to be implemented, BQ has already been developed
Sub county surgical operation theatres	To reduce death cases attributed to emergencies	3 theatres	0	The three theatres have been awarded and work is in progress at Ambira Ukwala and Madiany.
In patient wards	To improve access to inpatient clinical services	9 wards	3	The six remaining wards are work in progress. This has improved access to care
Construction of	Improving waste	6 incinerators	0	Through partnership with

Priority/Projects	Objectives	Planned Targets	Achievements	Remarks
incinerators	management (Source reduction)	for the 6 sub-counties		AMREF, the county will construct 6 incinerators.
Hospital Diagnostic Units	To improve diagnostic services at the hospitals	diagnostic (laboratory imaging) units	Laboratory established in 6 sub-counties and 1 in SCRH	The process of equipping is near completion
GVRC units and shelters	To improve management of SGBV at health facilities	7 GBVC units	0	Budgetary constraints and an ambitious target.
Indoor Residual Spraying	To reduce the burden of malaria in the county	All households in the county	0	Policy issues, high cost of the intervention.
Health advocacy scale up	To increase adoption of positive health behaviour at household level	Use of all CHWs and local media for advocacy	-2148 CHWs engaged in health behaviour advocacy	Both community and local media engaged in some advocacy activities

Challenges

Inability to operationalize some constructed health facilities due to staff shortage and lack of equipment, inadequate vehicles for the CHMT/SCHMT support supervision and distribution of drugs and other supplies, lack of a central commodity store, recurrence of cholera and jiggers, high communicable disease burden, inadequate health services for the adolescent and Youth, increasing trends in Non-communicable Chronic Diseases, Low uptake of medical insurance by the community and weak health management Information system frame work, and funding, Framing of the CIDP was ambiguous and lack of a computerised(networked) data system for patient management/identification.

Lessons Learnt

Sustained awareness creation enhances political goodwill and multiple stakeholders support to interventions, building on existing community resources and organizational systems enhances community involvement and ownership, enhanced community based interventions and engagement increases accountability and with the continuous unrest in the health sector there is need for strong Public Private Partnership (PPP) collaboration to supplement funding to health sector, funding of the health sector requires understanding and goodwill of the executive and the assembly, providing policy directions and buy in on investment would help manage this portfolio and setting realistic targets, Limited public participation in terms of buy

in and prioritization, need to consolidate and operationalize the development gains(improve HR, equipment, funding, commodity)

3.3.8 Lands, Physical Planning and Housing

Achievements

Major achievements for the sector within the planned period 2013-17 were installation of GIS laboratory; development of Integrated Physical Development Plan for Siaya town in collaboration with MoLHUD; preparation of valuation roll for Siaya town and acquisition of land for investment and public utility.

Summary of key achievements

Sub-Sector	Priority	Objective	Planned Targets	Achievements	Remarks
Lands and Physical Planning	Development of Integrated Development Plan	To provide a framework for guiding development in the gazetted towns	3 Towns (Siaya Town, Bondo and Usenge)	Physical Integrated Development Plan for Siaya town developed	The development plan for Siaya was collaborative effort of MoLHUD and the department
	Establishment of County GIS Laboratory complete with ICT equipment and soft wares	To modernize land information management systems	Fully operational GIS laboratory	County GIS Laboratory established and operational	Sector plans to Hire fulltime GIS expert to manage the laboratory
	Preparation of County Spatial Plan	To provide a framework for guiding development in Siaya County	Approved County Spatial Plan	Preparation of Spatial Plan is in the final Phase (Plan Formulation), before approval	Budgetary allocation has not been according to plan
	Preparation of Valuation rolls for urban centres	To improve revenue collection	County-wide	Valuation roll for Siaya town prepared	The Valuation roll was developed by National government and is yet to be handed over to County government
	Audit and Inventory of Public land	To identify and prepare an inventory of all the public land in the county	A complete inventory of public land in the County	Final inventory has been prepared and submitted	Report to be presented to the cabinet and County Assembly for consideration and approval

Sub-Sector	Priority	Objective	Planned Targets	Achievements	Remarks
Survey and mapping	Finalization of administrative boundaries in the County	To enable the county define administrative boundaries and other units of devolved entities	County-wide	Pending	Budgetary constraints
Housing	Development of ABT centres	To access affordable housing	4 sub-counties – Ugunja, Gem, Rarieda, Ugenya	3 in Rarieda, Ugenya and Gem 175 youths were trained on ABT skills	Budgetary constraints affected implementation of ABT centre in Ugunja
	Construction of civil servants housing units	To access affordable housing	140 housing units, distributed in all sub-counties	pending	Budgetary constraints Requires PPP approach

Projects implemented outside the CIDP 2013-17

Due to public demand, the department implemented the following projects which were not captured in the County Integrated Development Plan for 2013-17.

SECTOR	PRIORITY	OBJECTIVES	ACHIVEMENTS IN 2017	REMARKS
Lands	Land Banking	To have land available for investment and public use	30 acres of land procured	Preparation of land transfer documents in the control of National Government
Housing	Maintenance of County Estates	To improve the conditions of the Government Residential Houses	Government residential houses refurbished in Siaya, Yala, Bondo and Ukwala urban centers	An inventory of all government residential houses has been established

Stalled Projects

Sub-Sector	Project Name	Location	Description of Activities	Reasons for stalling
Physical Planning	Urban Integrated Development Plans for Ndori, Luanda K'Otieno and Akala	Rarieda and Gem sub-counties	Preparation of Urban Plans for the three urban centres so as to guide development	Budget cuts

Challenges

Despite the achievements realized, the department faced the following challenges:

Lack of public awareness on land matters; Delay in preparation of the county spatial plan; insecure land ownership; manual land information system; land disputes due to boundary

encroachments and multiple allocations of plots; existence of undeveloped plots; unconcluded land exchange transactions; unplanned and un-surveyed public land and trading centers; unascertained administration boundaries; land administration is currently governed by three competing entities namely County Government, National Government and National Land Commission mostly resulting in conflicts; Lengthy litigation of land cases and Inadequate land for investment.

Lessons Learnt

County Spatial Plan preparation process would have been made faster by inviting professionals from other counties as well as other organizations such as the universities. Future considerations will be made to mobilize resources through PPP from organizations that are willing to partner for physical planning projects.

3.3.9. Trade, Industry and Cooperatives

Achievements

The following are some of the key achievements in the trade, industry and cooperative sector for the period 2013-17; Market shades were constructed at Siaya, Ajigo, Aram, Muhanda, Umala, Yala and Kanyumba, 2 market hubs were constructed in Usenge and Aram; 96 toilets were constructed in various market centres and general improvement in 31 markets was undertaken to address drainage challenges, 87 loan beneficiaries were trained on business management skills, 50 cooperative societies were registered with a total of 10,000 members, share capital of cooperatives is estimated at Kshs 370 million, 12 workshops were held to sensitize cooperative societies on policies and legal framework and 70 inspections were conducted to enhance compliance with cooperative standards.



Figure 23: Ugunja Modern Market, Ugunja Ward

Summary of Key achievements

Sub-sector	Priority	Objective	Planned Target	Achievements	Remarks
Trade	Regional bank	To increase access to credit	1 regional established	Not initiated	Budgetary constraints
	Passion Fruits Export Trade Development	To capacity Build Producer Groups on Export Trade	Profile active passion fruits producer groups	Not initiated	Budgetary constraints
	MSE Revolving Fund	To provide Funds to Micro and Small Entrepreneurs	Disburse Ksh. 180 Million	County Trade Development fund bill at draft state Only Kshs. 5M allocated for this purpose during the current FY	Budgetary constraints
	MSE's Baseline Survey Data		1 survey report	Not initiated	Budgetary constraints
	Markets centers development	To improve and create conducive environment for trading and doing businesses		17-markets sheds 31-markets rehabilitated 4 market hubs 96-toilets constructed in various market centres 216-Solar lamps Modern washrooms 4	The project entailed infrastructural development, drainage, sanitation and lighting
Cooperatives	Siaya County Traders Sacco	To create a Single County Traders Sacco	Establish Trades Sacco movement with an initial Capital of Ksh. 150,000,000	21 Traders Sacco established with Capital of Kshs. 9, 009,856	Saccos initiative No County involvement due to budgetary constraints
	Capitalisation		1 billion	Ksh 370 million Through Saccos initiatives	Poor saving culture affecting the growth of cooperative movement No County involvement due to budgetary constraints
Promotion of Fair Trade Practices and Consumer protection	Legal metrology lab	•To maintain standardization and traceability of both secondary	Establishment of County Legal Metrology Laboratory	Budgetary allocation of Kshs. 5Million Site identified Plan and BQ-	1 st phase on course

Sub-sector	Priority	Objective	Planned Target	Achievements	Remarks
		and working standards.		availed	

Projects implemented outside the CIDP 2013-17

Due to continuing and pressing needs of the public the department implemented some projects which were not captured in the County Integrated Plan for 2013-17.

SECTOR	OBJECTIVES	ACHIVEMENTS IN 2017	REMARKS
Cooperative development	✓ Increased sales & high returns	Milk processing plant, Lake land, Mur malanga and Yala dairy	All these projects were undertaken by Western Kenya Community Development and handed over the County Government under stewardship of the Department of Trade, Industry and Cooperative Development
	✓ Value added products in co-operative societies &	Fruit processing in Ramba and Siaya	
	✓ Quality assurance	Cotton ginnery	
		Animal feeds in Pap kado and Nyawara	

Stalled Projects

Sub-Sector	Project Name	Location	Description of Activities	Reasons for stalling
Trade Development and Promotion	Modern Market	Ramba Market-Alego Usonga Sub County	Construction of modern market at Ramba market, in Siaya township ward, alego usonga sub county	Contract terminated

Challenges

The department faced the following challenges during the implementation of its projects and programmes in the plan period 2013-17:

Lack of proper physical planning in major urban areas of Siaya, Bondo and Usenge and major markets of Ugunja, Ukwala, Yala, Madiany, Sega and Wagai.

Limited access to credit facilities due to high interest rates and negative attitude of communities towards loans, lack of policy guidelines to enable disbursement of funds created in the sector, poor saving culture hampering growth of cooperative movement and inadequate information on issues touching on legal metrology services.

Lessons Learnt

Sustained awareness creation on cooperative movement in economic development, building on existing community resources and organizational systems enhances community

involvement and ownership, enhanced community based interventions and engagement increases accountability.

3.3.10 Tourism, Wildlife and ICT Achievement

The following are some of the key achievement in the sector in the period 2013-17:

Tourism sub-sector

Got Ramogi resort renovated, infrastructure around Lake Kanyaboli improved by grading of 10 km ring road, tourism stakeholder’s conference held, Hussein Obama grave has been face-lifted, cultural festivals held in Siaya and Migwena and organized boat racing at Osieko beach. Developing Odera Akang’o cultural centre, Organised and attended trade fairs and exhibitions, Production of marketing materials.

Under ICT sub sector

Fibre optic cable from Maseno via Yala, Ugunja to Siaya Headquarter has been installed, a county website was developed, internet was provided up to sub county level, PABX system was installed at the county headquarters, ICT policy and implementation plan were adopted, fleet management system was installed, ICT Equipment were supplied to county offices, Wide and Local Area networks was made available and CCTV cameras were installed.

Summary of key achievements

Sub-sector	Priority	Objective	Planned Target	Achievements	Remarks
Tourism	Tourism marketing and promotion	To increase the number of visitors in the County	Increase by 20% the annual number of visitors to the county	Conducted tourism stakeholders conference	-Data on tourists arrivals and bed capacities no available -Lack of classified/starred hotels
	Niche products development	To develop and promote cultural tourism in the County	6 operational cultural centres; 1 historical site and 2 ecotourism sites	Got Ramogi renovated Face-lifted Hussein Obama grave Cultural festivals held in Siaya and Migwena Conducted boat racing at Osieko	

Sub-sector	Priority	Objective	Planned Target	Achievements	Remarks
				beach	
	Regulation and Standardization	To improve the standards of tourism services and facilities	-Inspect ALL the tourism establishments in the County -Train 200 hospitality sector workers -Document ALL the tourism products and establishments in the County -One tourism management area plan	Tourism product mapping exercise has been undertaken county-wide	
	Business and conference centre	To enhance conference tourism.	1 convention and conference facility	Not done	Budgetary constraints
	Luanda-Kotieno Resort	To increase quality accommodation	1 resort	Not done	Budgetary constraints
	Tourism Databank	To provide up-to-date tourism data and information in the County	A tourism databank	Created web-based tourism portal	Complete and in use
	Lake Kanyaboli Development	Enhance the conservation of wildlife species and their habitats To attract more tourists	20% increase of visitors	20km of ring road improved around lake kanyaboli	No data available on visitors arrival
	Business and Conference Tourism	To diversify the tourism products in the County and increase bed capacity within Siaya County	1 conference and convention centre developed	Not Done	Budgetary constraints
ICT	ICT Training	To improve ICT skills among civil servants	-75% of the public sector staff trained	Sub counties staff trained on basic computer operations	ICT Training Need assessment conducted and sub counties staff trained.
	ICT Infrastructure Development	To improve access to ICT services	Improve ICT access by 20 per cent	Installation of local Area Network in County Offices Done, IpBax System Installed	
	Digital Villages	Improve access to ICT Services	6 State-of-the-art Sub County digital villages	Not Done	Budgetary constraints

Sub-sector	Priority	Objective	Planned Target	Achievements	Remarks
	Data Backup and Recovery Centres	To improve on data security	1 functional data and recovery centre	Data Centre Established and Equipped	Recovery centres yet to be done due to Budgetary constraints
	Revenue Integrated Management of Information Systems	To improve on the transparency and efficiency in revenue collection	Functional and up-to-date web portals for all government agencies	75 % of revenue stream automated	Ongoing
	Wide Area Network (WAN) and Network Operations Centres	To increase connectivity to internet in all sub-counties	Wide Area Network to all sub counties	6 sub-counties covered All offices within the HQ covered CCTV cameras installed within Governor's offices and county treasury	Complete
	County ICT Incubation Hub	To increase access to ICT services and training among the youth.	1 Functional ICT Incubation Hub developed	Not Done	Budgetary constraints

Challenges

The department faced the following challenges during the implementation of its projects and programmes in the plan period 2013-17:

Lack of data on tourist arrival and classified hotels, Interphase between national and county government in wildlife conservation, slow adoption of ICT as a tool for service delivery, dynamic nature of ICT leading to high incidence of obsolescence of ICT infrastructure, security of county government data and high capital outlay for ICT infrastructure

Lessons Learnt

Integrating ICT in service delivery enhances public service delivery, embracing and nurturing local resources and talents help in boosting domestic tourism besides the need for strong Public Private Partnership (PPP) collaboration to develop niche tourism products and hospitality facilities within the sub-sector.

3.3.11 Roads, Public Works and Transport

Achievements

The following are some of the key achievement in the sector in the period 2013-17:

Rehabilitation and maintenance of roads

Earth roads have been reduced by 600 km through grading and gravelling and 1,170km of narrow roads have been done. Ndati, Nyajuok and Saf Box culverts have also been constructed. Several drifts have been done across the county including Nyagwela, Arude, Sinambere, Maungo and Kagutu. Kenya Rural Road Authority (KERRA) and National Government Constituency Development Fund (CDF) also gravelled several roads in the county.

Upgrading of roads to bitumen standard

Upgrading of 152 km to bitumen standard by the national government has been realized. These roads include; Rang'ala-Siaya-Bondo (34 km) road which is 90% complete, Ngiya-Ndori (17 km), Siaya nyadorera (22 km) road which have been completed. Works on Luanda-Akala road and Siaya- Nyadorera road are ongoing. In Siaya town close to 1 KM of urban access roads have been improved to low seal bitumen standards by Kenya Urban Roads Authority (KURA).These account for 11% of county roads improved to bitumen standard leaving 89% of the road network as gravel and earth hence a major need to make road surface passable for easy mobility during rainy seasons.



Street-lighting

Since 2013 the county government has installed 341 street solar lighting in rural markets and also together with national government 17 markets centers and urban markets i.e. Bondo, Siaya, Usenge,yala, Ugunja, Ndori , Aram etc have been installed.

County Government of siaya in collaboration with KPLC has also constructed street lighting in the following centres/towns, Siaya, Bondo, Aram, Ugunja, Usenge and Yala. There are plans to continue this programme in Ugunja, Chianda, Kango Ka-Jaramogi and Nyakongo.

Summary of the key achievements

SECTOR	PRIORITY	OBJECTIVES	Planned Target (As per CIDP 2013-17)	ACHIVEMENTS IN 2017	REMARKS
Roads	Paved roads	To increase accessibility and mobility within the County	286.2km	152 km of road improved to bitumen standard (Bondo-Misori , Luanda-Akala, Siaya town, Siaya – Nyadorera, and Bondo- Siaya – Rang’ala Roads)	These are national government projects and the county has no control over their implementation (146kms of road not implemented)
	Gravel road	To increase gravelling of the access roads		-600 km of roads have been graveled by the county	600kms of road graveled and 1170kms of earth road have been implemented in

SECTOR	PRIORITY	OBJECTIVES	Planned Target (As per CIDP 2013-17)	ACHIVEMENTS IN 2017	REMARKS
				1170 km of roads have been opened and graded	various wards within the county
	Earth roads	To open up new earth roads			
	Solar power lighting	To improve security in urban and market centres and increase business hours		134 solar street lights have been installed in urban areas and markets	Electricity powered street lighting of major towns including Siaya, Bondo, Ugunja, Usenge, Yala and Ukwala is on-going through partnership between Kenya power and county government
	Water transport Infrastructure	To increase accessibility and improve mobility through water	Construct Misori jetty		Budgetary constraints
Energy	Electricity (REA Project)	To have increased extension of connections within the County	50 in numbers (Power line construction and installation of transformers)	To get the information from REA	County government has no control over REA operation(Mandate rests with National government)

Projects implemented outside the CIDP 2013-17

The department also established and is in the process of operationalizing County Mechanical Transport fund; In collaboration with kplc, the department did Urban street lighting projects in 12 market centres and urban centres (Usenge, nyan'goma kogelo, Aram, Ngiya, Ndori, Bondo Town, Siaya Town, Akala, Ngiya, Yala, Ugunja, Sega); Constructed materials laboratory for quality assurance purposes and intends to equip the same and bought one fire engine and also acquired one from a donor.

Challenges

Lack of data on county road network, inadequate project supervision and management and non-availability of sufficient construction equipment and plant, uncoordinated approach of implementing road projects by various implementing agencies including KERRA, KURA,

NG-CDF and county government, encroachment on rural access roads that exist in government maps

Lessons Learnt

To address the emerging challenges, the department in liaison with the Supply Chain Management Unit has adopted “consolidated contract award” strategy and involves county surveyors in county roads development.

During the plan period, street lighting was transferred from the Department of Lands, Physical Planning and Housing to this Department. Inclusion of street lighting in roads department is founded on the need to take advantage of economies of scale when implementing both roads and street lighting projects.

3.3.12 County Public Service Board

Key Achievements

Projects Implemented outside the 2013-2017 CIDP

SECTOR	PRIORITY AREAS	OBJECTIVES	Planned Target	ACHIVEMENTS	REMARKS
County Public Service Board	Human Resource Audit	To establish the level and capacity of all staff in the County in terms of knowledge, skills and attitudes	The entire county workforce deployed across the six sub counties	Physical head count and skills inventory undertaken in five sub counties i.e. Bondo, Gem, Ugenya, Rarieda and Ugunja.	Physical head count for Alego Usonga still pending.
		To know the number of employees and identify ghost workers in payroll		Data analysis and head count report developed for 2 sub counties of Bondo and Rarieda	Data analysis for the four sub counties not yet completed.
		To ensure that all staff declare their wealth and are tax compliant	The entire county workforce	Wealth declarations done and detailed report submitted to EACC.	Disciplinary action taken against non-compliant officers.
	Recruitments, Selection, appointments and staff rationalizations	To fill the vacancies as declared and requested for filling by the relevant county chief officers	All departments All staff due for	All the requests for recruitment, selection and appointment of new staff in	

SECTOR	PRIORITY AREAS	OBJECTIVES	Planned Target	ACHIVEMENTS	REMARKS
		Career progression and succession planning through promotion/ re-designations /placement of officers in line with the various schemes of services	promotions as presented by the various departmental performance management committee and the CHRAC	<p>various cadres for the various departments were filled by the Board.</p> <p>780 officers promoted and re-designated as per their schemes of services</p> <p>342 staff of the defunct local authority rationalised in line with service regulations.</p> <p>Recruitment manual done for partner supported staff in the health department</p>	
	Disciplinary Control	<p>Define discipline and understand its meaning in the context of the existing public service regulations.</p> <p>Define standard procedures for uniformity in handling disciplinary cases.</p> <p>Outline the steps in disciplinary procedures and processes.</p> <p>Create understanding on the roles and responsibilities of the County Public service board, the PSC and Authorized Officers in handling of the disciplinary cases.</p> <p>Final determination disciplinary cases presented by the</p>	All disciplinary cases presented to the Board for determination	<p>16 disciplinary cases brought before the board determined and decisions communicated to the Officers through their respective chief officers.</p> <p>6 appeals on disciplinary actions determined</p> <p>3 advisories issued to authorized officers on disciplinary action and procedures</p> <p>Delegation done to authorized officers on disciplinary actions.</p>	

SECTOR	PRIORITY AREAS	OBJECTIVES	Planned Target	ACHIVEMENTS	REMARKS
		County Human Resource advisory committee Handling appeals on disciplinary cases			
	Reporting	To report to the county assembly on regular basis on execution of the functions of the Board. To evaluate and report to the county assembly annually on the extent to which values and principles as referred to in article 10 and 232 of the constitution is complied with.	Semi Annually and annually	All half year reports submitted to the County Assembly as per the requirements of the County Governments Act 2012. All recruitment selection and promotion reports submitted to the County Assembly 5 reports on principles and values submitted to the County Assembly	
	Human Resource management and Development	To advise the county government on HRM and development. Facilitate the development of coherent, integrated HR planning and budgeting of PE To enhance performance management, monitoring and evaluation	5 Manuals on HRM and Development developed and disseminated	Siaya County Human Resource manual 2016 developed and published. HIV & AIDS policy, Drug and alcohol abuse policy developed and awaiting publication. PAS domesticated, published and circulated for use in the county public service Performance, Rewards and Suncion framework developed	
	Procurement of Computers, furniture and office supplies	To provide staff with effective and efficient working tools and equipment and conducive work	All offices furnished and equipped appropriately.	Office furniture, computers and other supplies acquired with the resources	All the require supplies not ye acquired due to

SECTOR	PRIORITY AREAS	OBJECTIVES	Planned Target	ACHIVEMENTS	REMARKS
		environment to enhance service delivery within the Boards offices		available	financial resource constraints
	Transport	To acquire vehicles to help transport staff and equipment and enhance the ease of movement within the county.	2 Vehicles	2 Vehicles acquired	

Challenges

During the 2013/17 plan period, the challenges experienced by the Board include: Conflict with Executive in implementation of the Board's mandate; Political Interference; Conflict within the Board in implementation of its mandate; Lack of financial independence hence intermittent cash flow leading to non – implementation of activities and programs; Lack of authorized staff establishment, succession and recruitment plans; Non-implementation of human resource development policy in the county; Lack of office space for staff to adequately perform their duties; No clear reporting structures hence delay in service delivery due to crowded and highly bureaucratic organograms; Lack of harmonized scales between the state officers, devolved staff and former council staff; Lack of appropriate infrastructure to support service delivery at all levels; Low adoption of modern technology to improve work outcomes(performance); Lack of knowledge on the devolved functions of the county; Lack of coordination and harmonization of various departments within the county; Unreliable medical scheme for workers and Litigations.

Lessons learnt and Recommendations

There is need for own account since the Board is an independent institution capable of suing and being sued in its own name; Foster close working relations with the executive and Engagement with politicians to minimize interference.

3.4 CROSS-SECTORAL CHALLENGES

In the course of implementing the 2013-17 CIDP, a number of cross sectoral challenges were experienced. These included; inadequate technical staff, budgetary constraints, late exchequer releases, inadequate operational tools, equipment and machinery, bureaucratic procurement processes, weak project cycle management and inadequate capacity of contractors implementing projects

Chapter Four

COUNTY DEVELOPMENT PRIORITIES AND STRATEGIES

4.0 INTRODUCTION

The chapter discusses county's spatial development framework, natural resource assessment, key county development priorities, strategies and programmes to be implemented in the next five years.

4.1 SPATIAL DEVELOPMENT FRAMEWORK

This section describes the spatial framework within which development projects and programmes will be implemented. The information provided cover thematic areas which include: enhancing county competitiveness; modernizing agriculture; diversifying tourism; managing human settlement; conserving the natural environment; transportation network; providing appropriate infrastructure and industrialisation.

4.1.1 Enhancing County Competitiveness

The County's competitiveness is a basic objective in the County Integrated Development Plan. Development of open markets, increased inflow of investment and creation of job opportunities are some of the opportunities that promote competitiveness of a County. Siaya County is relatively average in terms of development and ranks fairly low in terms of economic contribution to the Kenya's economy. However, the county is committed to making significant improvements in all the sectors and promoting its competitiveness.

To enhance the county's competitiveness Siaya needs to leverage on its strengths and opportunities that include: Existence of major urban town like Siaya, Bondo, Ugunja and Yala; Lake Victoria which is the largest fresh water lake in Africa; proximity to Kisumu International Airport; Existence of vast arable land; irrigation potential in Rivers Yala and Nzoia; Its connection to Barrack Obama Senior, the father to 44th President of United States and the ease to access east African region market.

Policy thrust

In a view of the opportunities, the CIDP shall adopt a selective concentration of activities to leverage county competitiveness. The urban regions; Siaya, Yala, Ugunja and Bondo will be planned and provided with requisite and appropriate housing, transportation and infrastructure to improve efficiency and to attract and retain investment. In addition, urban areas shall also be

developed according to their advantages and opportunities. Emerging sectors such as ICT, biotechnology shall be established in major urban regions like Siaya, Ugunja, Yala and Bondo that have the advantage of competing with other counties. The county government will be keen in developing fish industry, water transport and beach tourism along Lake Victoria. Additionally, the County Government shall establish land banks to provide required land for investment in the areas of industrial and manufacturing enterprises.

Policy Statement

- 1. Selective concentration concept shall be adopted for the planning and location of urban based economic activities in all the sub-counties throughout the county to leverage on county competitiveness.**

Measures.

- The preparation of County Integrated Development Plans to guide development in the County.
 - Concentrate urban based economic activities in selected urban areas to spur economic development and to exploit the natural resources endowments in those regions
 - Provision of educational technical training and social development programmes to enhance integration of the communities into the modern economy.
- 2. The major urban areas shall be planned and provided with appropriate infrastructure to enhance efficiency and quality of life**

Measures.

- Improve the road infrastructure by investing in new road networks and improving existing access roads
 - Partner with the national government in developing tarmac roads
 - Urban planning should be done
 - Support development of urban centers in the less developed areas to catalyze development.
- 3. Land and natural resources in less developed areas shall be utilized optimally and sustainably to enhance county competitiveness.**

Measures.

- Encouraging the transformation from traditional farming and livestock keeping methods to modern practices

- Explore and exploit the mineral, energy and water potentials (including Lake, stream and river water)
- Provide transportation network and other infrastructure necessary to support exploitation of land and other natural resources
- Encourage acquisition of title deeds

4.1.2 Modernizing Agriculture

Kenya Vision 2030 identifies agriculture as one of the key sectors in the delivery of the 10% annual economic growth rate envisioned under the economic pillar. This will be achieved through an innovative, commercially oriented and modern agriculture, livestock and fisheries sector.

The agricultural sector is the backbone of County's economy and livelihood for over 80% of the rural population and contributes 60% of the household income. Sustaining agricultural growth is critical to uplifting the living standards of the residents apart from generating rapid economic growth. Despite this critical role, the sector is faced with a myriad of challenges which include declining agricultural land, low agricultural productivity, ineffective marketing systems, high post-harvest losses, ineffective intra- and inter-sectoral linkages and coordination, limited access to agricultural finances, socio-cultural barriers to investment in agriculture, weak governance in farmer organizations, weak research-extension-farmer linkages, low uptake of appropriate agricultural technologies, limited access to insurance facilities, climate change and variability, low budgetary allocation to the agricultural sector, and low youth participation in agricultural development.

However the agricultural sector has major potential and opportunities in the form of Agro Ecological Zones that afford the county an opportunity to diversify agriculture; irrigation potential; fishing potential; agriculture technology and innovation; research institutions; extension services and local knowledge that can be leveraged upon to improve the sector. This is in addition to local and regional markets which are available for agricultural products.

The County Spatial plan proposes to increase productivity, promote commercialization and competitiveness of crops, livestock and fisheries in addition to optimization of the irrigation potential by expanding the acreage of land under irrigation. In order to achieve this, the plan shall support adoption of modern methods of production and technology, improve infrastructural facilities that link production and markets, reduce the cost of production by making farm inputs accessible and affordable by subsidizing inputs, improve on and off farm storage facilities, improve

coordination by establishing cross sectoral framework, support sustainable exploitation of agricultural natural resources, strengthen producer organizations , improve extension services and improve market access.

4.1.3 Diversifying Tourism

Tourism is identified in the Kenya's Vision 2030 as one of the six priority sector with high potential of spurring the economic growth and development. In the resent times, tourism has maintained its position as one of the leading foreign exchange earners. Since 2013 when sections of the sector's functions were devolved, Siaya County government has committed resources to improvement of tourism.

During the development of the first CIDP in 2013, the county had set targets that were to kick start the development of the sector. They included;

- Undertaking market campaigns in mainstream media and websites to increase the number of tourist visiting the county
- Develop cultural centers in each sub-county to promote cultural tourism in the county
- Inspect all the tourism establishments in the county and train at least 200 tourism service providers
- Develop a convention and conference facility
- Develop a tourism area management plan for the county.

Majority of the programs have been implemented however, there has been a low impact in the growth of the sector. Some of the few reasons to the sluggish growth of the sector include; limited resource allocation to the sector, function not fully devolved, erosion of some cultural practices in the county. During the plan period, the sector is geared towards diversifying tourism, promoting culture and heritage; and wildlife conservation.

Siaya County's tourism industry is composed of; a game reserve, cultural heritage centers, wildlife, fish species, hotels, the thirty three beaches, five habited islands, various species of snake and birds; bars and restaurants. There is also a diverse range of natural, social, human and physical resources which include the sun, lakes, rivers, and cultural assets in form of built sites, living heritage expressed in distinctive local customs, songs, dances, history, art and handicrafts. Proximity to Kisumu International Airport has been integral to air transportation in the sector.

Potential areas

The County has only one gazetted game reserve which is Lake Kanyaboli Game Reserve. The Settlement patterns within the county coupled with the high population density poses as a major constraint to large scale wildlife conservation. There has been several investment in cultural and heritage center, hotels, linkages of the County with the western circuit and tours and travel investments. Some of these investments include the Alego Nyang'oma Kogelo Village, a place of international attention because it is the birth place of Barack Obama Senior, the father of the United States' first black President, Barack Obama. The cultural sites in the County include; Olua Sacred Trees, Holy Got Adodi, Bullock of Got Podhe, Rambugu hills, Got Ramogi, Jaramogi Oginga Odinga Mausoleum, Achieng' Oneko Mausoleum, Mageta Island, Odera Akang'o office and cells in Yala and several island lakes along River Yala (Sare, Nyamboyo). There exists 33 beaches and 5 habited islands in the County namely; Oyamo, Mageta, Ndeda, Magare and Sihu.

The varieties of wild life found in the County include hippopotamus (Lake Victoria, River Yala), Crocodiles (Yala Swamp, parts of the Lake Victoria), Sitatunga (Yala Swamp) and monkeys and Leopards. The County has several species of fish, but the most popular ones are Nile perch, *Rastrineobolaargentea*(Locally known as Omena), Hatlochromines (locally known as Fulu or Wiu) and Nile Tilapia. The first species have a very high commercial value and is responsible for the economic break through which has been experienced along the shore of Lake Victoria. Others are bushpig (mainly in Yala Swamp), Hyenas (Got Abiero, Utonga), various species of snakes e.g. pythons, cobras and various species of birds. The County currently does not have any classified hotel. However there are 89 unclassified hotels with a gross bed capacity of 1,780. In addition, there are 619 bars and restaurants.

Policy Thrust.

The CIDP (2017-2022) proposes tourism strategies and programs that shall increase contribution of tourism in the revenue collection, develop on the existing diverse potential to give visitors a rich tourism experience, increase and maintain the number of visitors in the county; increase the bed capacity and tourist facility capacity. The policy document also aims at improving the completion of on-going and stalled projects. It further aims at niche products to increase earnings and promote the whole county into a tourist destination in the western circuit by expansion of land and improving the road network in the County.

Policy Statement.

- 1. The CIDP shall promote diversification of tourism by offering diverse products in the different tourist areas throughout the county.**

Measures.

- Invest in Ecotourism; Ecology/study tourism; sports and cultural tourism; adventure tourism; medical tourism; MICE (Meetings, Incentives, Conferences, Exhibition); agro tourism; cultural and heritage tourism. To promote tour diversity, the investment will be distributed in various sub-counties depending on the available tourism products.

- 2. Appropriate Infrastructure shall be provided and facilities upgraded**

Measures.

- Formulate planning regulations and standards to guide tourist specific infrastructure and facilities.
- Upgrade the existing tourist facilities and infrastructure.
- Provide and upgrade the ICT infrastructure.

- 3. Tourist attraction areas and sites shall be conserved and protected**

Measures.

- Developments within the tourist attraction sites shall be strictly regulated.
- Protection of wildlife watering points

4.1.4 Managing Human Settlement

The Kenya Vision 2030 anticipates that more than half of our nation's population is likely to be residing in urban areas following the current population trends. Thus, Kenya and by extension County Government of Siaya will need to plan for decent and high quality urban livelihoods for her population while incorporating sustainable development aspects.

The county faces the challenges of increasing population moving towards urban areas of Ugunja, Siaya, Yala and Usenge. The population explosion over-stretches the abilities of urban areas to provide appropriate infrastructure and other services. This rural-urban migration leaves an ageing population in rural areas leading to labour decline in rural areas. Besides, inadequate infrastructure and poor housing conditions, weak and uncoordinated development control and enforcement system and deteriorating natural environment in form of pollutions of rivers, air, noise within urban areas (Siaya, Ugunja, Bondo and Yala) negatively affects the quality of human settlement.

However the lands and housing sector has major potential and opportunities in three key areas: Housing Development Initiative which calls for an increase in annual development of modest and adequate housing; Urban Development Planning which calls for preparation of local physical development plans for the principle towns (Siaya, Ugunja, Bondo and Yala) and planning for intermediate urban centers spread across the county as link centers.

The County Spatial Plan proposes to plan and designate land for new housing schemes, upgrade the existing and provide additional infrastructure and facilities to support housing development in the urban areas, create enabling environment for Public Private Partnerships in the development of Housing units, prepare local physical development plans for the principle towns, plan and develop intermediate centers as links between rural and principle towns.

4.1.5 Conserving the Natural Environment

Environment is a broad term representing the totality of the surrounding such as plants, animals, microorganisms, socio economic and cultural factors. It includes the physical factors of the surroundings of human beings such as land, water, atmosphere, sound, odour, taste, the biological factors of animals and plants and the social factors of aesthetics and includes both the natural and the built environment. The Constitution of Kenya, Article 42 states that every person has the right to a clean and healthy environment, which includes the right to have the environment protected for the benefit of present and future generations through legislative and other measures.

Siaya aims to be a county that has a clean, secure and sustainable environment. Specific strategies will involve promoting environmental conservation, improving pollution and waste management; and the commissioning of public-private partnerships (PPPs) for improved efficiency in water and sanitation delivery. It is important that the county ensures that sustainable exploitation, utilization and management of its natural resources is strengthened and that the benefits are shared equitably.

The survival and socio-economic wellbeing of Siaya is ultimately intertwined with the environment. Siaya residents depend directly or indirectly on environmental goods and services. In addition, county's environmental resources contribute directly and indirectly to the local economy wealth creation in productive sectors such as agriculture, fisheries, livestock, water, energy and forestry.

The county has experienced significant changes including high population growth and shrinking productive land. These interlinked components provide the backdrop against which to view changes in the state of the county's environment. The main human activities contributing to environmental

degradation in the county include unsustainable land use practices, poor soil and water management practices, deforestation, overgrazing and pollution. Environmental degradation in Siaya directly contributes to impacts of climate change. These are not only increasing human vulnerability and health insecurity but also draining the county's economic resources.

Environmentally Sensitive Areas

Mbaga and Akara in Alego Usonga; Odiado in Ugenya; Regea, Rawalo and Nguge in Gem; Usenge, Ramogi hills, Got Abiero, Sirafuongo in Bondo and Rambuğu and Naya hills in Rarieda are particularly fragile and highly susceptible to erosion and exploitation. These ecosystems have been subjected to a variety of uses and in the process have been exposed to degradation. The main drivers of such ecosystems degradation are deforestation, uncontrolled grazing, encroachment and the effects of climate change. The challenges facing the county hill ecosystem include; overwhelming pressure from competing land uses like agriculture, industry, human settlement and development of infrastructure; cutting trees for fuel wood and charcoal and grazing of livestock.

Rivers nzoia, yala and major streams traversing the county form an important part of county's natural resources with considerable provisioning, regulatory and supporting services. Their provisioning services include the storage and retention of water for domestic, agricultural and industrial use. Their regulating services include modifying water flows, recharging and discharging groundwater resources and diluting or removing pollutants. Their supporting services are important for soil formation and retention as well as nutrient cycling. These ecosystems also provide habitats for a great number of plant and animal species. The county's wet ecosystems face numerous threats from human population pressure and land use changes. Threats include pollution, sedimentation and over-exploitation of wetland resources, introduction of alien species and encroachment of riparian reserves and adverse effects of climate variability. These have caused extensive degradation, reduction in water quality and quantity and loss of freshwater and wetland ecosystem.

The greatest threats to the county's water ecosystems are unsustainable levels of fishing and the impacts of global climate change, both of which have wrought havoc on the Lake Victoria (hyacinth). Use of motorized fishing vessels and sophisticated fishing gears lead to overfishing.

Policy Thrust

The county is environmentally fragile. The prioritization of environment interventions will lead to realization of a clean, secure and sustainable natural environment for high quality of life. To

achieve this, the county will strengthen environmental governance; waste management and pollution control; rehabilitate environmentally fragile ecosystems; adapt to and mitigate against the effects of climate change and improve land management practices. Further the county shall aim at reducing conflicts over natural resources; promote the use of renewable energy sources; sensitize local communities on the economic value of environmental resources and encourage local community to participate in biodiversity conservation and development. This coupled with further investments in research and development shall ultimately facilitate a better quality of life for present and future generations through sustainable management and use of the environment and natural resources.

Policy Statements

Measures for wetlands and water bodies: Rehabilitate and restore the degraded wetlands, reclaim and protect lakes shores, river and stream bank; Involve and empower communities in the management of natural resources; devise means to measure the value of unexploited natural resources in economic terms; promote and institutionalize payment for environmental utility services to support catchment protection and conservation and participate in jointly developed approaches for sustainable management of overlapping county resources

Measures for forest Ecosystems: Encourage development and implementation of appropriate forestry-based investment programmes and projects; Involve and empower communities in the management of tree cover ecosystems; Determine and map out potential areas for agro and land forestry;

Measures for hilly Ecosystems: Generate and strengthen knowledge about the ecology and sustainable management of hilly ecosystems; Adopt appropriate land use planning and watershed management practices for sustainable development of hilly ecosystems; Ensure all hilly areas are zoned and managed as protected areas and free from excision; Involve and empower communities in the management of hilly ecosystems and ensure all government agencies integrate environmental concerns in policy formulation, resource planning and development processes.

Waste Management and Pollution Control: This will involve enforcement of statutory mechanisms for the disposal of human waste, solid and liquid waste and elimination of harmful emissions; Encourage the participation of local communities in waste management and pollution control;

4.1.6 Transportation Network

Kenya Vision 2030 is built on three pillars which are anchored on six foundations. Under infrastructure, it aspires for the country to be firmly interconnected through a network of roads, railways, ports and airports. The Vision's third MTP envisages the sustenance and expansion of our physical infrastructure to ensure that it can support a rapidly-growing economy, the demands imposed on it by higher rural and urban incomes, and by new economic activities.

The transport network in Siaya consists of; road and inland water transport. Challenges Facing the Sector include: Imbalanced or uneven transport infrastructural development; poor quality of transport services characterized by high costs for passengers; low levels of transport infrastructure investment, underutilised inland water transport; encroachment and illegal land allocation along transport corridors and environmental pollution.

4.1.7 Providing Appropriate Infrastructure

The level and quality of infrastructure in a county is a reflection of its socio-economic development. The Social Development Goals support infrastructural development to aid in the realization of inclusive and equitable quality education and promote life-long learning for all, ensure health lives and promote well-being by reducing mortality from communicable diseases like HIV/AIDS and Malaria; and achieve universal health coverage. The CIDP desires for a county firmly serviced through a network of water, roads, energy, ICT, health, education, sanitation facilities, and telecommunications. To achieve this, the plan lays emphasis on: improving access and efficiency in water and sanitation; providing globally competitive quality ECD, primary and secondary education, training and research for sustainable development and enhanced individual wellbeing; providing an efficient and high quality healthcare system; promoting sports development as a source of employment for the youth and increasing investment in expansion, access and development of ICT.

Infrastructure has the following benefits: provision of services that are part of the consumption bundle of residents, provision of impetus to urbanization, supporting other industries and improving the quality of life. Thus, in order to stimulate growth and reduce poverty, it is essential to improve the supply, quality and affordability of infrastructure services.

The challenges facing the sector are: skewed distribution and inaccessibility of infrastructural facilities; high rate of urbanization and population growth; loss of land for infrastructural development; high cost of infrastructural services, development and maintenance; mismanagement

of the infrastructure facilities; destruction and encroachment of water sources; under exploited energy and water potentials; poor ICT infrastructure, reliability, flexibility, availability and integration; poor waste management; frequent water shortages and unaccounted water loss and poor quality of early childhood education.

Policy Thrust;

The CIDP supports the development of a firmly interconnected, efficient, reliable, adequate, accessible, safe, sustainable and environmentally friendly systems of infrastructure. To achieve this CIDP shall: promote acceleration of ongoing infrastructural developments, focusing on quality, aesthetics and functionality of the infrastructure services developed; support development of infrastructure flagship projects to ensure contribution to the economic growth and social equity and uphold efficiency and effectiveness of the infrastructure development process at all planning levels. CIDP shall also encourage the expansion, and improvement of water reticulation systems to facilitate access to clean, safe, adequate, reliable and affordable water

Construct and rehabilitate 70 water schemes, drill an average of 125 boreholes in areas lacking adequate surface water and construct 70 small dams/pans in lower areas of Bondo and Rarieda, Build water kiosks and yard taps, develop water supply pipeline systems and sewers, and a comprehensive mapping of all water supplies systems in the County, incorporate water provision in all physical development plans, Restoration of the five water towers and conservation and protection of wetlands

A globally competitive, accessible and affordable higher education training and research facilities shall be promoted through; Mainstreaming of ICT in education and training, development and upgrading of Physical infrastructure in education institutions to increase their capacity.

Increase the utilization of services at lower levels of the health services and reduce self-referral to the higher levels of care; Develop the service provider's capacity to offer services and appropriately refer at each level of the healthcare system; Improve the system's ability to transfer clients and specimens between the different levels of the health care system; Improve reverse referral and feedback information systems; Improve preparedness and response to emergencies and disasters; Strengthen outreach systems for provision of health services to marginalized and vulnerable population; Provision of quality emergency health services at the point of need; Establish fully fledged low – cost diagnostic centres and provide adequate screening and treatment facilities for

persons with chronic or terminal conditions, including cancer, diabetes and kidney failure in the county

The CIDP shall promote access to appropriate, quality, efficient and cost effective ICT infrastructure in both rural and urban areas.

Measures: Integrated e-youth ICT platforms. The sub-sector will establish a youth portal to enhance information access to the youth, Upgrading ICT Infrastructure. ICT infrastructure shall be extended to cover all the rural and local growth centres. Use of ICT shall be mainstreamed in all devolved units

The expansion of sewerage systems and waste management facilities shall be promoted to improve sanitation in human settlements

Measures: Expand the sewerage coverage and capacity for the major urban areas of Siaya, and Bondo. Provide centralized sewer networks and treatment systems and solid waste management for other Principal urban centres of Akala, Yala, Usenge and Ugunja.

All plans shall make provision for development of sewer systems and treatment works and solid waste disposal sites. Expansion of urban boundaries to be guided by investment in infrastructural services. Enactment of laws at County levels to incorporate private public partnerships in infrastructure investments. Adopt appropriate technology to facilitate reduction, recycle and reuse of waste (3R's). Undertake rehabilitation of storm water drainage systems in all urban areas. Construct waste water treatment plants and solid waste management projects in well-established permanent settlements.

Sporting infrastructure shall be planned, developed, maintained and the existing rehabilitated to promote sports development. Measures to be undertaken include; Set up a County Academy of Sports at Migwena Sports ground and develop sports talents at the sub-county levels. Existing sporting facilities in the county will also be upgraded.

4.1.8 Industrialization

The CIDP is prepared on the backdrop of Kenya Vision 2030 which aims to transform Kenya into an industrializing, 'middle income country, providing high quality life to its citizen by the year 2030' and develop Kenya into a rapidly industrializing nation. It recognizes the critical role played by research and development (R&D) in accelerating economic development in the entire newly

industrializing countries of the world. Siaya County is interested in promoting scientific research, technical capabilities of the workforce who are majorly youth and raising the teaching of mathematics, science and technology in the devolved youth polytechnics and vocational training centers

The industrial sector in the county comprises of micro small and medium sizes enterprises in the manufacturing industry, Jua Kali industry, quarrying and mining and construction activities. Siaya aims to be the provider of choice for commodities like sugarcane and cotton, sand and timber for construction. This will be done through improved efficiency and competitiveness at firm level. The County government will also support local entrepreneurs to increase their share in local and external markets through better supply chain and making local enterprises more price-competitive in order to serve a growing local markets.

The policy document is focused on establishment of SME parks. In addition, it supports the growing mining industry by creating an enabling policy, legal and institutional framework for investment and maximization of benefits from exploitation. The construction and building companies shall benefit from continued expansion of road infrastructure, growing of urban sector, development of ECDE centers and youth polytechnics, construction and expansion of hospitals among others. The county will continue to exploit other markets nationally between different counties and further exploit markets in EAC and COMESA trading blocks.

The industrial sector is best-positioned as a potential growth driver because it: enjoys strong forward and backward linkages with other important economic sectors such as agriculture Services and it offers high prospects for employment creation especially in labor-intensive sections. However, the sector is facing challenges in its operation and these include; the poor state of physical infrastructure, limited access to finance, limited research and development, poor institutional framework, and inadequate managerial, technical and entrepreneurial skills. Other challenges include; lack of industrial land; limited market access due to non-compliance to international standards and non-tariff barriers; inadequate, unstable and costly supply of energy; global recession and climate change.

Potential areas

Industrial activities in Siaya County are conducted within the fourteen major markets centres. These centres are Siaya, Nyadorera, Ugunja, Sega, Yala, Aram, Akala, Luanda Kotieno, Sigomere,

Sidindi, Aboke, Usenge, Bondo and Ndori. Bondo and Siaya enjoy functional influence and are seen to be growing faster than other centres. Ugunja has a strategic advantage due to its location along the busy Kisumu -Busia-Kampala Highway which has influenced its vibrancy, attracting more business and hence faster growth. Jua kali industry is common in these market centers.

The manufacturing industry has been declining in the recent past but with the emergence of Mor Gem Industry that produce cooking oil and Ramba fruit factory in Rarieda, there is hope that more manufacturing industries will come up. The national government has also been keen in improving roads to butmen standards and this has been instrumental in creation of opportunities for the local construction industry. Besides, the county government has constructed bridges, culverts and ECDE classrooms; health facilities which have made the sector more popular and lucrative. The document will focus on the identified areas of fish processing industry, milk processing industry, peanut factory and meat processing for both local and export markets, hides and skin industry ;sugarcane industry, as potential areas for investment.

Policy thrust

The CIDP proposes a framework that aims to distribute industries to various urban centers in Siaya depending on their potential. This will be achieved through: provision of requisite physical infrastructure, adequate, reliable and affordable energy supply; technological innovations; provision of land for industrial development; improving the quality of industrial products through value addition; strengthen local production capacity to increase domestically-manufactured goods and thereby generating sufficient employment opportunities and foster the county's economy.

Policy statement

- 1. Specific sites for industrial development shall be identified, planned and serviced with the appropriate infrastructure;**

Measures

Plan and set aside land for industrial development in different sub-counties; Develop SME and Industrial Parks; Integrate the industrialization process and environment conservation; Encourage adoption and utilization of ICT and Encourage cooperative development in the county.

4.2 NATURAL RESOURCE ASSESSMENT

Name of natural resource	Dependent sectors	Status, Level of utilization and scenarios for future	Opportunities	Constraints to optimal utilization	Sustainable management strategies
Lake Kanyaboli	Fisheries, Tourism, Irrigation, Agriculture, Livestock Water	Water levels expected to decline with increasing irrigation activities	-Environmental conservation area -Public water supply -Tourist attraction site -Irrigation -Intensification of culture fisheries	Deteriorating water quality Declining water levels Sedimentation Overfishing- Eutrophication	-Lake conservation and rehabilitation programme -Monitor water levels
Lake Victoria	Fisheries, Tourism, Irrigation, Agriculture, Livestock, Water, Transport	-Fisheries resources declining with intensified exploitation coupled with eutrophication and upwelling phenomenon -Water levels expected to decline with increasing irrigation activities	-Environmental conservation area -Public water supply -Tourist attraction site -Irrigation -Intensification of culture fisheries -Value addition -Support from development partners -Lake transport	-Pollution through invasive weeds such as water hyacinth -Strong tidal waves leading to loss of life and property -Overfishing -Climate change -Eutrophication	Lake conservation and rehabilitation programme Monitor water levels Adopting alternative livelihoods to absorb the large number of fishers. Strengthen inter county fisheries coordination programme
Wetlands (Yala Swamp Safu Swamp Mahawa Gaula,)	Fisheries, Tourism, Irrigation, Agriculture, Water, Environment, Wildlife	-Fisheries resources declining with intensified exploitation coupled with eutrophication -Over-exploitation of wetlands leading to destruction of the swamp	-Tourist attraction site -Food and livestock production -Environmental conservation - Public water supply -Intensification of culture fisheries -Support from development partners	-Political interests -Human-wildlife conflict -Resource-use conflict -Pollution	-Establishment of environmental management plan -Establishment of land use plan
Rivers (Yala and Nzoia)	Fisheries, Tourism, Irrigation, Agriculture,	-Erosion of river banks due to poor farming practices -Declining water	-Hydropower production at Ndanu Falls -Irrigation	-Receding water levels causing water supply disruptions	-Riparian conservation -River bank protection

Name of natural resource	Dependent sectors	Status, Level of utilization and scenarios for future	Opportunities	Constraints to optimal utilization	Sustainable management strategies
	Water, Environment, Energy	level due irrigation activities -Fisheries resources declining with intensified fishing activities	-Sand harvesting -Food and livestock production - Intensification of culture fisheries -Tourist attraction site -Support from development partners -River transport -Public water supply -Environment conservation	-Pollution from effluent (industrial and domestic) -Deteriorating water quality -Degradation of river banks	-Catchment protection -Training on safe use of chemicals
Land	Agriculture, Irrigation, Water, Environment, Wildlife, Trade, Public Works	Declining soil fertility -Soil erosion -Loss of bio-diversity	-Environment conservation -Food production -Infrastructural development	-Land degradation -Poor farming methods -Land fragmentation	-Land use planning -Soil and water conservation -Improved extension services
Sand	Trade Publics Works Housing	Land degradation due to over-exploitation	-Building material -Employment opportunity	-Land Degradation -Health hazards	-Environmental conservation -Alternative source of livelihood
Quarry (Ballast, Hardcore, Murrum, Dimension Stones)	Trade Publics Works Housing	Land degradation due to over-exploitation	-Building material -Employment opportunity	-Land Degradation -Health hazards	-Environmental conservation -Alternative source of livelihood
Gold Deposits	Co-operatives Governance	Land degradation due to over-exploitation	-Industrial development -Employment creation	-Land Degradation -Health hazards	-Promotion of Sustainable mining
Forests	Water, Environment and Natural Resources, Agriculture, Livestock, Trade, Tourism and Wildlife, Fisheries	Deforestation due to over-exploitation	-Tourist attraction site -Water catchment -Business opportunity(IGA) -Support from development partners	-Population -Competition for forest resources	-Development of Forest use plan -Afforestation programme.

4.3 DEVELOPMENT PRIORITIES AND STRATEGIES

This section details development needs, priorities, programmes and projects as derived from the County Spatial Plan, Sectoral Plans and stakeholder’s consultative forums. The identified priorities, programmes and projects are linked to the national and international development policies that include Kenya vision 2030, Sustainable Development Goals 2030 and African Union Agenda 2063.

Cross cutting issues such as climate change; environmental degradation; HIV/AIDS; Gender, Youth and Persons Living with Disability (PLWD) and Disaster Risk Reduction (DRR) have been mainstreamed into proposed programmes and projects.

4.3.1 County Assembly

Sector Introduction

The assembly seeks to be a responsive and excellent County Assembly in promoting ideals of devolution, good governance and the rule of law through effective and efficient legislative, oversight and representative functions. The County Assembly has 21 legislative committees categorized into; sectoral committees (which oversight the departments of the county Government), housekeeping and select committees as per the county assembly standing orders. During the plan period, the assembly shall implement the programmes of general administration, planning and support services, legislation, oversight and representation.

SWOT Analysis

An analysis of the strengths, weaknesses, opportunities and threats (SWOT) was carried out to identify SCA’s internal strengths and weaknesses (internal analysis) in relation to external opportunities and threats (external analysis). The basis for this analysis was to identify and take action to leverage the strengths and opportunities and eliminate or cope with weaknesses and threats.

Strengths.	Weaknesses
<ul style="list-style-type: none">❖ Existence of qualified and competent staff;❖ Constitutional and statutory recognition of the Assembly.❖ Good physical working environment.❖ Availability of adequate, institutional and legal framework, structures and policies.	<ul style="list-style-type: none">❖ Inconsistencies in the County Assembly’s standing orders.❖ Political influence and interference;❖ Inadequate staff.❖ Inadequate storage facilities.❖ Quorum hitches.❖ The mandate of this department requires adequate technical skills in various fields. While the skills may exist at the strategic and tactical levels, they

	<p>are inadequate at the operational level.</p> <ul style="list-style-type: none"> ❖ Although financial resources are available to facilitate the annual budgets, they are insufficient to address most of the county’s pressing needs. Additionally, the department has inadequate working tools and equipment; ❖ Un-clear reporting channels due to lack of a clear departmental organizational structure; ❖ Delayed staff harmonization and rationalization strategy on defunct local authority, National Government seconded and county recruited staffs. ❖ Lack of an elaborate Monitoring & Evaluation system as well as overall performance management system.
<p>Opportunities</p> <ul style="list-style-type: none"> ❖ Legal framework; CoK 2010, County Governments Act 2012, PFMA 2012, Other respective County Assembly Bills and Acts; ❖ County Geographical Location- Gateway to Eastern and Central Africa, Neighboring Uganda; ❖ Existence of strong affiliations with the County Assemblies associations and partners. ❖ The Emerging Market from the neighboring Counties and Countries; Busia, Bungoma, Siaya; Uganda and the rest of Eastern and Central Africa; ❖ Developed/developing infrastructure; ❖ Technological advancement in the global market; Fibre Optics, GPS; ❖ Favorable Kenyan socio-economic conditions in the East African Community Set up; Middle income Status; ❖ Stable political conditions in the neighbouring Counties and the National Government; ❖ Adequate both skilled and non-skilled cheap Human resources within and outside the County; ❖ Rich Cultural diversity that spurs tourism and cultural integration an opportunity for resource mobilization; ❖ Favourable climatic conditions for crop farming, livestock, fish farming, among other investment opportunities; ❖ Natural resources; oil in Turkana, fish from Turkana to DRC and other neighbouring countries, Timber from DRC, etc. 	<p>Threats</p> <ul style="list-style-type: none"> ❖ Political Environment: Divergent Political interest of the National Government that may differ with the County Government political interest (that uncertainty under “Tyranny of numbers by JP”); ❖ Government laws and policies; priority areas that may not be County priority projects; Alcoholic control laws, national laws on natural resources – mineral resources, Health sector; ❖ Technological Changes in the Global Market such as Digital Migration that hinders effective flow of news/information; ❖ Inadequate national funding transfers to the County Assembly; ❖ Socio-economic issues: Health issues from across the neighbouring Counties and Countries such as HIV, Ebola; ❖ Insecurity: Risk of terrorism and cross boarder conflicts and crime; ❖ High level of poverty across the region that leads to a low level of savings and investment; ❖ Effects of the Global warming. ❖ Inadequate system support by the National Government

Needs Analysis

Needs/ Strategic issues	Priorities	Strategies
Enhance and entrench quality and relevance in oversight, representation and legislation	To enact and offer quality and relevant legislation, oversight and representation	<ul style="list-style-type: none"> ❖ Development of a legislative agenda for the County of Siaya. ❖ Development and implementation of a people driven and responsive legislative function.

Needs/ Strategic issues	Priorities	Strategies
		❖ Promotion of prudent and professional stewardship
	To develop infrastructure	❖ Construction of the Speaker's residence, Assembly complex, Ward offices, Sewer line, Sentry box and walkway shades. ❖ Landscaping of the county assembly compound.
	To offer technical support to the MCAs and staff	❖ Strengthening the research and information services support to the MCAs. ❖ Enhanced monitoring and feedback on adopted House Resolutions.
	To strengthen transport system	❖ Purchase of pool vehicles
Strengthen the capacity building mandate of the SCA	To build capacity of members	❖ Facilitate capacity building programmes
Enhance strategic communication	To improve on mechanism and means of communicating with the people of Siaya	❖ Development of an interactive portal
	To enhance service delivery systems and methods	❖ Development of ICT platforms and ERP management information system
	To develop and secure ICT systems	❖ Development of secure access control system. ❖ Upgrading of CCTV system. ❖ Modernize Hansard equipment.
Expand, strengthen and sustain partnerships and networks	To facilitate Stakeholder engagements	❖ Facilitate public participation and stake holder engagement. ❖ Promote civic education/ outreach programmes.
Enhance staff development, productivity and continually improve staff welfare	To develop human capital	❖ Institutionalize strong governance mechanism; ❖ Developing an effective and efficient secretariat. ❖ Establishment of strong and sustainable financial base. ❖ Establishment of an oversight mechanism to ensure achievement of the strategic plan.

Sector Programmes

Programmes	Key Outputs	Key performance Indicators (KPI)	PLANNED TARGETS- (FYs)				
			2018-19	2019-20	2020-21	2021-22	2022-23
Programme 1	: Legislation						
Objective	: To enact laws that responds to the variety of concerns or issues affecting the people of Siaya.						
Outcome	: Quality laws						
Legislative Services	Acts	Percentage of bills presented and passed.	100%	100%	100%	100%	100%

Programmes	Key Outputs	Key performance Indicators (KPI)	PLANNED TARGETS- (FYs)				
			2018-19	2019-20	2020-21	2021-22	2022-23
	Strengthened capacity of MCAs to interrogate proposed Legislations	No. of capacity building/training programmes undertaken	4	4	4	4	4
Programme 2 Objective	: Oversight						
Outcome	: To ensure compliance with the laws and planning documents passed by county assembly and hold the executive accountable for its actions.						
	: Mutual accountability at various level and strict compliance to the rule of law and planning documents passed.						
Legislative oversight	Enhanced compliance	No. of oversight reports approved	13	12	12	12	12
		No. of standard operating procedures developed	1	1			
		No. of office holders (CS, CECMs, COs and Members to the PSB) vetted	100%	100%	100%	100%	100%
	Enhanced oversight capacity	No. of capacity building/training programmes undertaken on oversight roles	4	4	4	4	4
Programme 3 Objective	: Representation						
Outcome	: To enhance engagement between the Mcas, Members of the public and other stakeholders.						
	: Improved stakeholder engagement.						
Representation	Improved stakeholder engagement	No. of petitions handled	100%	100%	100%	100%	100%
		No. of public participation programmes conducted	13	12	12	12	12
		No. of civic education programmes organized	1	1	1	1	1
		No. of awareness surveys conducted		3			3
		No. of ward offices constructed	15	15			
Programme 4 Objective	: General administration, planning, and support services						
Outcome	: To continuously focus on building the Assembly's capacity to enable it promote sound practices, good governance and better standards in a constantly changing environment						
	: Sustainable and adequately capacitated institution.						
General Administration Planning and Support Services	Enhanced Service delivery	No. of staff recruited	6	4	4	4	2
		No. of staff trained	20	20	20	20	20
	Improved staff welfare	% of staff benefiting from car and Mortgage loans	25%	25%	25%	25%	
	Improved transport system	No of vehicles purchased	1	3	2		
	Improved County Assembly infrastructure	Percentage Completion of assembly complex	30%	30%	15%	15%	10%
		Percentage Completion of Speaker's residence	50%	50%			
% of connections to the main sewer line from the Assembly complex					100%		

Programmes	Key Outputs	Key performance Indicators (KPI)	PLANNED TARGETS- (FYs)				
			2018-19	2019-20	2020-21	2021-22	2022-23
		% of Hansard and Information Technology System equipment acquired	50%	30%	20%		
		Electric Fence with Razor Wire		50%	50%		
		1 Upgraded CCTV System		1			
		1 Interactive Portal			1		
		1 Document management system		1			
	ERP management information system	1 Customer Management System				1	
		1 Feedback system				1	
		% completion of ICT Infrastructure	20%	20%	20%	20%	20%
		Percentage of Licensed software acquired	20%	20%	20%	20%	20%
		% of IT equipment Acquired	20%	20%	20%	20%	20%

COUNTY ASSEMBLY FLAGSHIP PROJECTS:

Project Name	Location	Objective	Output/Outcome	KPI	Time frame	Indicative Budget
Construction of the assembly complex	Assembly Hqs.	To provide working space for legislative and administrative purposes.	Assembly complex	1	5yrs	800,000,000
Construction of the Speaker's residence	Ulafu	To provide residential place for the Hon. Speaker	Speaker's residence	1	2Yrs	175,000,000

4.3.2 Governance and Administration

Sector Introduction

This sector recognizes principles of devolution and the rule of law according to the Constitution of Kenya 2010 and the County Government Act 2012. The sector intends to create a public service that is accountable, transparent, efficient and competitive for effective service delivery to the citizens.

SWOT Analysis

Key Strengths strengths identified include existence of decentralised units at the sub county and ward level; improved intergovernmental coordination mechanisms; citizen Information sharing platforms and availability of equipped sub county information and documentation Centres (SCIDC). The county shall take advantage of the strengths to limit weaknesses and tap into the opportunities identified below.

<p>Strengths</p> <p>Existence of decentralised units at the sub county and ward level.</p> <p>Functional disaster management system (Disaster Management Committee, National Disaster Risk Reduction Strategy, fire fighting machines and emergency health units)</p> <p>Improved intergovernmental coordination mechanisms</p> <p>Trained and experienced staff</p> <p>Existence of legal and policy framework to support county programmes</p> <p>Availability of basic infrastructure and equipment</p> <p>Annual budgetary allocation</p> <p>Functional County Public Service Board</p>	<p>Weaknesses</p> <p>Low staffing of decentralised units.</p> <p>Limited operation tools (vehicles, equipments,)</p> <p>Weak vertical and horizontal communication</p> <p>Inadequate capacity in project cycle management, Financing Implementation and quality assurance</p> <p>Weak coordination of stakeholder activities</p> <p>Weak enforcement of regulations & policies</p> <p>Inadequate facilitation of decentralised units for effective service delivery</p> <p>Poor fleet management</p> <p>Weak coordination of disaster management activities</p> <p>Lack of county government press</p>
<p>Opportunities</p> <p>Strong linkages, networking, partnerships and PPP with regional and international organizations in governance, finance, trade, research and training.</p> <p>Existence of Lake Basin Regional Economic Block</p> <p>Support from local and international organizations on governance and disaster risk managements (USAID,RED CROSS,)</p> <p>Existence of intergovernmental relations fora</p> <p>Strong presence of various state agencies (NEMA, KFS, Ministry of interior)</p>	<p>Threats</p> <p>High levels Poverty</p> <p>High HIV/AIDS prevalence</p> <p>Natural disasters (flooding, fire, drought, pests)</p> <p>Corruption</p> <p>Skewed implementation of devolution</p> <p>Frequent labour unrests</p> <p>Political unrests</p>

Needs assessment

Over the next five years, the sector shall improve staff delivery; improve service delivery at decentralised units; scale up inspection and enforcement unit; invest in Disaster mitigation; promote

and institutionalise county Public participation and Civic Education. Additionally, the county shall prioritise provision of Information, communication and technology services.

Needs/ strategic issues	Priorities	Strategies
Staffing	Enhance efficiency and effectiveness in service delivery Welfare Progression Training/ Human Resource Capacity Development	Establish scheme of service guidelines
		Operationalize and strengthen union activities
		Develop and operationalize departmental service charter
		Institute policy guidelines on welfare management
		Provide training and induction for staff regularly to improve competency and skills
		Increase number employed to address deficit in decentralised units
		HIV/AIDS
		Increase financial capitation for activity.
		Develop a county human resource plan (including county organogram)
		Increase capitation to employ more staff
Decentralised units	Improve service delivery at decentralised units	Develop and implement a framework from sub county to village administration To Enact village administration act Construction of ward offices
Institutional framework for inspection and enforcement unit	Strengthen inspection and enforcement unit	Development and approval of enforcement laws and regulations
		Recruit additional enforcement officers
		Provide operation tools and equipment
		Staff training
Disaster mitigation	Enhance preparedness to avoid calamities,	Establish response centres at sub county level
		Develop early warning systems
		Develop and implement disaster mitigation plans
		Creation of awareness on disaster mitigation measures
Public participation	Enhance public participation in government programmes by citizens	Establish the unit at decentralised units and designate an officer to coordinate.
		Provide budgetary allocation to support public participation
		Implement the county public participation guideline
Civic Education	Create strong partnerships with stakeholders.	Establish units and assigned focal person .fund adequately.
		Implement the civic education guideline
General administration and planning support services	Legal and policy framework	Employ adequate and well trained staff to improve efficiency (enforcement unit)
	Human resource	Develop appropriate policy and legal environment
		Performance management
	Operational resources	Implement the county transport policy
		Strengthen operation capacity

SECTOR PROGRAMMES

During the plan period 2018-2022 the sector shall focus on General administration, planning and Support services; County Governance; Human capital management; Information & Communication Services

SUB-PROGRAMME	KEY OUTPUT	KPI	PLANNED TARGETS				
			2018-2019	2019-2020	2020-2021	2021-2022	2022-2023
PROGRAMME OBJECTIVE OUTCOME	:General administration, planning and Support services :To provide strategic leadership in service deliver : Effective service delivery						
General administration	Improved office operations	No of office equipment purchased	150	150	150	100	100
	Enhanced customer satisfaction	% reduction of customer complains	15	20	20	20	20
	Efficiency in transport management	% increase in satisfaction levels	55	66	73	80	80
	Efficient communication	% reduction on conflicts	50	55	60	70	70
Administrative and support services	Timely response to transport needs	No of vehicles purchased	5	6	7	8	8
	Reduced accident/traffic occurrences	No of drivers trained	5	6	6	7	7
	Enhanced service delivery	Fleet management system	6	5	2	11	15
	Reduced repair and maintenance cost	Repair and maintenance plan	0	1	0	0	0
KDSP	Enhanced capacity building on public participation, civic education, human capital management and complaint handling system	No. of KDSP/ training reports submitted	12	12	12	12	12
PROGRAMME OBJECTIVE OUTCOME:	County Governance To provide quality leadership based on the policies and plans Efficient And Effective Service Delivery						
County executive services	Management and coordination of the county administration	No. of Executive Committee meetings held	48	48	48	48	48
	Development and implementation of county policies	No. of policies developed and approved.	8	12	15	15	15
	Improved performance management of respective departments	Performance contract agreements signed	10	10	10	10	10
	Coordinate County Government activities with key stakeholders	No. of meetings, forums and briefings organized	10	12	15	18	20

SUB-PROGRAMME	KEY OUTPUT	KPI	PLANNED TARGETS				
			2018-2019	2019-2020	2020-2021	2021-2022	2022-2023
	Improved communication of County Executive Committee decisions						
Intrgovernmental services	Enhanced cooperation between National and County Governments	No of joint programmes carried out annually	10	10	10	10	10
	Enforcement of revenue collection	Revenue enhancement plan prepared	1	1	1	1	1
	Efficient service delivery in the Public Service	No. of trainings held in the county	10	12	15	20	20
	Efficient service delivery in the Public Service	Improved staff motivation through trainings and seminars	15	20	25	30	30
Support, Advisory and Liaison Services	Improved coordination of Governor's activities with key stakeholder (national government, CoG, County assembly and development partners	No of meetings organized with key stakeholders Improved working relations between the Governor and political leaders, electorate and key stakeholders	15	18	20	25	30
		Increased awareness of Governor's agenda through community meetings, social media, outreaches and publications.	20	30	35	38	40
	Development of Strategy and Implementation of Governor's agenda	Increased frequency in communication between the Governor and stakeholders on Government functions	15	18	20	25	25
	Enhanced operations in the Office of the Governor	Procurement and installation of efficient office management system	30	30	30	30	30
	Improved Service Delivery of The Office of the Governor	No of briefs and strategy documents to the Governor	10	15	20	25	25
	Legal Audit Improved service delivery	Level of legal compliance Reduction on risks/losses	20	30	50	55	60
	Implementation of National and County Legislation	Reduction on the no. of court cases against the county government	3	3	3	3	3
	Increased public awareness	No of public awareness engagements	8	9	11	12	12
	Improved corporate image	Improved customer satisfaction	30	20	30	30	30
	Enhanced transformational leadership	satisfaction level	100 %	100%	100%	100%	100%

SUB-PROGRAMME	KEY OUTPUT	KPI	PLANNED TARGETS				
			2018-2019	2019-2020	2020-2021	2021-2022	2022-2023
	Enhanced communication	No of interactive forums created for stakeholders	30	20	30	30	30
	Implementation of 30% procurement opportunities for Youth, Women and Persons with Disability	Percentage of procurable spent allocated and tendered to special interest group	30	30	30	30	30
		No of self-help group, CBOs and enterprises owned by special interest groups that benefit from community government tenders.	85	122	200	250	300
	Strong beneficial relationship and multilateral partners.	No of pillars of the Lake Basin economic blue print implemented.	4	5	6	7	7
	Economic Research reports	No of bilateral and multilaterals agreements entered	3	3	4	6	6
Disaster and risk management	Enhanced relations between the National Government and County on disaster risk management	No of disaster risk reduction committees formed	1	6	30	0	0
	Establish response centres at sub county level	No of sub county response centres established	0	2	0	2	2
	County disaster risk reduction strategy	One County Disaster Risk Reduction Strategy developed	0	0	1	0	0
	Skilled staff on fire fighting	% of staff trained on fire fighting	2	2	2	2	2
	Improved response to disasters	No of staff trained on disaster management	8	8	8	8	8
Inspectorate and Enforcement	Provision of Security	No. of security guards hired	140	0	140	0	140
	Enforcement of Law and by laws	Number of cases prosecuted	20	20	20	20	20
Integrity	Strategy on implementation of Chapter 6 of the Constitution	Integrity Policy	0	1	0	0	0
Sub county administration/Ward administration	Increased customer satisfaction	Conduct customer satisfaction survey	1	1	1	1	1
	Enhanced Civic education	No of sessions conducted	60	60	60	60	60
	Compliance with set targets	% of projects completed	50	60	60	65	65
	Increased citizen participation on policy formulation and implementation	(%) Improved corporate image	30	40	50	60	60

SUB-PROGRAMME	KEY OUTPUT	KPI	PLANNED TARGETS				
			2018-2019	2019-2020	2020-2021	2021-2022	2022-2023
	Increased level of Public participation	% change in attendance	10%	10%	10%	10%	10%
	Strengthened sub county units operational capacity	No of vehicles/motor cycles procured	2	1	2	1	1
	Legal framework on establishment of village administration developed	Legal framework on establishment of village administration	1	0	0	0	0
	Established of directorate of public participation	Committee appointed Focal point person appointed	7	0	0	0	0
	Established civic education unit and focal .	Committee appointed Focal point person appointed	7	0	0	0	0
	Ward Offices constructed	No of ward offices constructed	4	10	8	8	0
	Village administration established and operationalized	No of Village administration units established and operationalized	0	120	0	0	0
PROGRAMME OBJECTIVE OUTCOME	;Human capital management ;To facilitate the development of coherent intergrated human resource in the county ;Retain skilled and motivated workforce						
Training and Development	Training conducted Conducting staff performance appraisal	No of trainings conducted Staff appraisal report	20 1	20 1	30 1	30 1	30 1
Performance management	Benefits policy document developed	Employee benefit policy developed	1	1	1	1	1
3 Staff welfare	Collective Bargaining Agreements Recognition agreements	Reduced employee disputes	1	3	N/A	N/A	N/A
Employee relations	Approved Benefits policy Payroll management	% level of reduction in the staff turnover ratio	3	2	2	2	2
Staff Benefits and Remuneration	Approved Benefits policy Payroll management	% level of reduction in the staff turnover ratio	3	2	2	2	2

Flagship Projects

Project name	Location	Objective	Output/outcome	KPI	Time frame	Indicative budget
County Headquarters' and Governor's residence	Headquarters	To provide office accommodation for county government workers	One office block established	No of office block	3Years	700M
		To provide residence for the Governor	Governor's residence established	No of residence	2YRS	300M

Project name	Location	Objective	Output/outcome	KPI	Time frame	Indicative budget
Model Ward Office infrastructure	Wards in Siaya	To improve service delivery at ward level	Public servants and state officers at sub county ward and village level	No ward offices	3YRS	150M

PUBLIC SERVICE BOARD

Sector Information

The sector as established by the County Governments Act 2012 is mandated to Establish and abolish offices in the County Public Service; appoint persons to hold or act in offices of the county public service including in the Boards of cities and urban areas within the county and to confirm appointments; Exercise disciplinary control over, and remove, persons holding or acting in those offices; prepare regular reports for submission to the county assembly on the execution of the functions of the board; promote in the county public service values and principles referred to in Articles 10 and 232; Evaluate and report to the county assembly on the extent to which the values and principles referred to in Articles 10 and 232 are complied with in the county public service; facilitate the development of coherent, integrated human resource planning and budgeting for personnel emoluments in counties; advise the County Government on human resource management and development; advise County Government on implementation and monitoring of the national performance management system in counties; make recommendations to the Salaries and Remuneration Commission, on behalf of the county government, on the remuneration, pensions and gratuities for County Public Service employees. The vision of the sector is to commitment to excellent public service delivery in Siaya County.

SWOT ANALYSIS

<p>Strengths</p> <ul style="list-style-type: none"> ➤ Strong management team at the Board. ➤ Adequate functional network. ➤ Clear guidelines for operations anchored in the Constitution. ➤ Diversity in terms of experience, skills, age and gender ➤ Good working relationship with the Executive. 	<p>Weaknesses</p> <ul style="list-style-type: none"> ➤ Inadequate facilities. ➤ Inherited staff with insufficient competencies. ➤ In ability of the Board to achieve 70-30% recruitment rule. ➤ Inability of the Board to achieve 1/3 gender rule on appointments ➤ Inadequate funding.
<p>Opportunities</p> <ul style="list-style-type: none"> ➤ Capacity to recruit competent staff ➤ Skill to draft policies on human resource and implement the same. ➤ Development of staff. ➤ Ability to engage at local, national and international level. ➤ Strong structures and committees within the Board for leverage and programming. 	<p>Threats</p> <ul style="list-style-type: none"> ➤ Competing interest in staff and resource management. ➤ Insufficient funding from the County Government. ➤ Inadequate infrastructure

<ul style="list-style-type: none"> ➤ An enabling environment anchored in Government policies and framework. ➤ Structural provisions to attract development partners. 	
--	--

NEEDS ANALYSIS

Need/ Strategic Issues	Priorities	Strategies
To determine and establish county staff profile and establishment	Human Resource Audit	<ul style="list-style-type: none"> ➤ Identify gaps in the county establishment ➤ Develop skills inventory ➤ Staff rationalization ➤ Training needs analysis ➤ Identify the county administrative hierarchand organograms ➤ Fill the requisite staff requirement per level in the structure 'office'.
Monitoring and Evaluation	Assess the level of efficiency and effectiveness in service delivery	<ul style="list-style-type: none"> ➤ Develop/adapting assessment tools, data collection and analysis ➤ Implement performance contracting for all staff ➤ Mentorship programme for supervisors ➤ Prepare frequent periodic reports ➤ Hold dissemination meetings for the reports ➤ Publish the reports
Determination of Discipline and Motivation of staff through rewards and sanctions	To enforce discipline and motivate the workforce	<ul style="list-style-type: none"> ➤ Timely reporting of cases ➤ Establish disciplinary committee at the department level ➤ Sign recognition agreement with Trade Unions ➤ Develop guidelines on handling of disciplinary issues ➤ Hear and determine disciplinary cases from the departmental committee ➤ Provide timely feedback and reports on ongoing and concluded disciplinary cases ➤ Establish appeal mechanisms ➤ Develop guidelines on rehabilitation processes ➤ Identify rehabilitation centres ➤ Refer affected staff for rehabilitation services ➤ Establish reward and sanctions framework
Promotion of values	Create systems and mechanism for promotion of values in the county public service	<ul style="list-style-type: none"> ➤ Report on the findings on compliance to the principles and values to the County Assembly ➤ Hold joint meetings with the Executive ➤ Induction of all employees ➤ Advocacy ➤ Civic education ➤ Hold joint meetings with other institutions ➤ Inform and Educate public officers and the public about the values and principles in article 10 and 232 in the constitution of Kenya ➤ Provide feedback on compliance
Legal compliance and industrial relations	Ensure compliance to the constitution, principles of good governance within the county public service and good industrial relations	<ul style="list-style-type: none"> ➤ To determine and establish the level of compliance within the County Public Service ➤ Sensitize the employees on the Constitutionalism and labour legislations ➤ Enforce the Code of Conduct and Regulations ➤ Protect the rights of public officers in the County ➤ To provide Indemnity to public servants in the County ➤ Provide legal advice and support for County public officers while performing official duties ➤ Ensure adherence to the values in the recruitment and selection process ➤ Establish structures of collaborative engagements with other government agencies, County Governments, Trade Unions, other stakeholders, individual officers and the general public ➤ Generate policies and guidelines on Regulations and Legislations affecting employees
Advisory role	Advice the County government on their	<ul style="list-style-type: none"> ➤ Hold meetings with department of labour ➤ Participate in the annual International Labour Organization convention

Need/ Strategic Issues	Priorities	Strategies
	<p>obligation under international treaties and conventions on good governance</p> <p>Advice the county government on any other functions the Board considers necessary for Human Resource management and development</p>	<p>(ILO)</p> <ul style="list-style-type: none"> ➤ Establish a repository on treaties and conventions on documentation on labour ➤ Dissemination of information ➤ Hold consultative forums ➤ Develop a scheme of service for employees ➤ Prepare staff establishment ➤ Carry out staff rationalization ➤ Prepare code of regulation

SECTOR PROGRAMMES

Sub program	Key output	Key performance indicators	Planned Targets				
			Target 2018/19	Target 2019/20	Target 2020/21	Target 2021/22	Target 2022/23
Program Name: Performance Management							
Objective; Ensure maximum Staff Productivity							
Outcome : Improved Staff Productivity							
Performance Contracting	Performance Contracts signed.	Number of officers signing Performance Contracts.	300	600	1500	1800	2000
	Performance Contracts cascaded	Levels of Performance Contracts cascaded	10	10	10	10	
	Quarterly Performance Reports	No of Performance Reports Prepared	3	4	4	4	4
	Performance Appraisal	No of Staff Appraised	1500	2000	2000	2000	2000
Monitoring and Evaluation	Human Resource Audit Report	Number of HR audit reports prepared	1	2	2	2	2
	Feedback received	% of feedback from the Public acted on.	50	70	80	90	100
	Reviews conducted	No. of reviews conducted.	10	20	20	20	30
	M&E Reports	No. of Reports	5	8	10	12	15
Compliance	Values and principles	Reports on National values and Principles to the Assembly	1	1	1	1	1
		No. of Staff sensitization meeting held on Values and Principles.	12	15	15	15	15
	-Statutory Reports	No. of Statutory Reports prepared.	2	2	2	2	2
	Advisory	No. of Advisories prepared.	5	5	5	5	5
Program Name: Human Resource Management							

Sub program	Key output	Key performance indicators	Planned Targets				
			Target 2018/19	Target 2019/20	Target 2020/21	Target 2021/22	Target 2022/23
Objectives; To recruit and retain Qualified Staff in the County Public Service.							
Outcome: Functional and Productive Public Service.							
Recruitment & Selection	Authorized staff establishment	No of Departments with Organograms..	3	5	6	8	10
		No of Offices Created and Abolished.	20	20	20	25	20
	-Human Resource Planning	-No .of Department Returns (Transfers .Deaths, Retirements)	10	10	15	15	15
	-Career Advanceme nt	-Number of staff promoted	40	100	100	120	140
	Discipline	No of Disciplinary cases handled	10	15	15	15	20
Capacity Building	Trained Officers.	Training Needs Assessment prepared -No of Officers trained in short term Courses. -No. of Officers sponsored for Long term courses.	10	10	10	10	10
Program Name: administration planning and support services							
Objectives; Planning and Budgeting, Inform and Educate public officers and the public about the values and principles in article 10 and 232 in the constitution of Kenya,							
Outcome: To make recommendations to the County Government on Human Resource management and development.							
Administrati on Services	-Efficient Operations	- No. of Functional Vehicles.	3	3	2	2	2
		Purchase of Authentication of Documents and Shortlisting Machine	1	1	1		
		No. of New Vehicles Purchased	1	1	1	1	0
		NO. Office Equipment Purchased	10	20	30	20	20
		No. of Computers and Accessories purchased(Laptops,DeskTops,Printers ,and UPS	10	15	15	20	20
Personnel Services.	Improved Staff Capacity to deliver services.	No. of Officers Trained on various skills	10	12	15	15	15
		No. of Staff Recruited	2	2	3	2	2
Financial Services	Prudent use of Financial Resources	Annual Work plan prepared	1	1	1	1	1
		Annual Budget prepared	1	1	1	1	1
		No. of Financial Expenditure Reports.	5	5	5	5	5

Sub program	Key output	Key performance indicators	Planned Targets				
			Target 2018/19	Target 2019/20	Target 2020/21	Target 2021/22	Target 2022/23
Program Name: INDUSTRIAL RELATIONS							
Objectives; To promote peace and Harmony in Industrial/Labour Relations							
Outcome: Ensure Stability in Industrial Relations.							
Staff Welfare & Remunerations	Collective Bargaining Agreement.	No. of Union Negotiations concluded	1	2	3	4	5
	Improved Staff Welfare	No. of Officers getting their pensions on Retirement.	10	10	15	15	20
		-No. of Advisories issued to SRC.	2	2	3	4	5
-							

FLAGSHIP PROJECTS

PROJECT NAME	LOATION	OBJECTIVE	OUTPUT	KPI	TIME FRAME	INDICATIVE BUDGE
PSB OFFICE COMPLEX	SIAYA	Provide Office Accomodation to PSB	Completed Office Block	Land Acquired Office Block Completed and Furnished	2018 - 2021	100M

4.3.3 Finance and Economic Planning

Sector introduction

The sector provides policy direction on economic planning and financial management. It is organized around six execution areas namely Economic planning; budgeting; Resource mobilization; internal audit; Accounting services and Supply chain management. The sector envisions an efficient financial management system; quality planning and research; public policy formulation, coordination and supervision. During the plan period, the sector will provide overall leadership and policy direction in research, planning, resource mobilization, financial management and accountability.

SWOT ANALYSIS

Having conducted a self assessment, the key sector opportunities were identified as Existence of inter-governmental framework; Availability of financial institutions; Strong linkages, networking, partnerships and PPP with regional and international organizations in finance, trade, research and

training and Improved networking with other departments. Major threats include Corruption; Weak capacity of local contractors to complete projects in time and late exchequer releases

<p>Strength</p> <ul style="list-style-type: none"> ➤ Budgetary allocation ➤ Existence of technical Staff ➤ Adoption of technology in revenue collection ➤ Existing legal and policy frameworks ➤ Existing revenue sources ➤ Availability of infrastructure and equipment ➤ Adoption of IFMIS modules 	<p>Weakness</p> <ul style="list-style-type: none"> ➤ Limited infrastructure and equipment ➤ Limited technical staff ➤ Lack of inter-sectoral coordination platform ➤ High wage bill ➤ Weak internal and external communication mechanism ➤ Inadequate records and management system ➤ Absence of budget and economic forum ➤ Slow adoption of IFMIS modules ➤ Centralized IFMIS operation ➤ Weak Monitoring and evaluation ➤ Non Operationalization of the statistics function
<p>Opportunity</p> <ul style="list-style-type: none"> ➤ Good rapport with stakeholders ➤ Existence of inter-governmental framework ➤ Availability of financial institutions ➤ Strong linkages, networking, partnerships and PPP with regional and international organizations in finance, trade, research and training. ➤ Improved networking with other departments. 	<p>Threat</p> <ul style="list-style-type: none"> ➤ Corruption ➤ Weak capacity of local contractors to complete projects in time ➤ Late exchequer releases ➤ IFMIS downtime ➤ High population growth ➤ Poverty

NEEDS ANALYSIS

During the plan period, the department shall prioritise among others: Improvement of OSR collection and administration; Improvement of staff performance and efficiency; Enhancement of planning, coordination, monitoring and evaluation of programs and projects.

Need/ Strategic Issues	Priorities	Strategies
Own source revenue collection	Improve OSR collection and administration	<ul style="list-style-type: none"> ➤ Mapping of revenue streams ➤ Strengthen capacity of revenue collection ➤ Diversification of revenue sources ➤ Establishment of an autonomous county revenue collection authority ➤ Complete automation of revenue collection ➤ Strengthen enforcement unit ➤ Strengthen inter and intra departmental coordination
Administration, planning and support services	Legal and policy framework Human resource Operational resources	<ul style="list-style-type: none"> ➤ Develop appropriate policy and legal environment ➤ Recruitment and training of staff ➤ Strengthen operation capacity
Rationalization of Human resource	Improve performance and efficiency	<ul style="list-style-type: none"> ➤ Carry out job evaluation and right placement of staff ➤ Carry out staff needs assessment ➤ Carry out staff right sizing

Need/ Strategic Issues	Priorities	Strategies
Planning and policy formulation	Enhance planning, coordination, monitoring and evaluation of programs and projects	<ul style="list-style-type: none"> ➤ Strengthen coordination and reporting mechanism ➤ Strengthen community involvement in planning ➤ Develop M&E framework ➤ Establish e-ProMIS ➤ Mainstream M&E activities in all departments ➤ Operationalize statistics function ➤ Strengthen information and documentation centres
Budget preparation, execution and reporting	Improve budget preparation, execution and reporting	<ul style="list-style-type: none"> ➤ Enforce implementation of budget preparation policies ➤ Formation of County Budget and Economic Forum ➤ Strengthen stakeholder and community involvement in budget making ➤ Timely preparation of statutory documents (CBROP, ADP, FSP and budgets) ➤ Adoption of IFMIS Hyperion in budget making ➤ Enforce procurement laws and regulations ➤ Enforce accounting procedures and regulation ➤ Decentralization of IFMIS operations to departments ➤ Improve on timely and quality reporting ➤ Strengthen internal audit advisory services

SECTOR PROGRAMMES

To realise her mission, the sector shall implement the programmes of general administration, planning and support services, financial management and economic planning.

/PROGRAMME SUB PROGRAMME	KEY OUTPUT	KPI	PLANNED TARGETS				
			2018- 2019	2019- 2020	2020- 2021	2021- 2022	2022- 2023
Programme Name: Financial services							
Objective: To raise fiscal resources efficiently and manage county government assets and liabilities effectively.							
Outcome: A transparent and accountable system for the management of public financial resources							
Accounting Services	Improved quality of accounting services	No of statutory reports submitted on time	17	17	17	17	17
		% reduction in audit queries	30	25	20	15	10
		Updated books of accounts maintained	10	10	10	10	10
		% reduction in pending bills	30	25	20	15	10
		% decrease in payment lead-time	30	21	21	14	10
		Client satisfaction survey	1	1	1	1	1
		No of departments with IFMIS system	-	-	11	-	-
	Effective control of accountable documents	Updated counterfoil receipt book (CRB)	30	30	30	30	30
No. of secured accountable documents		30	30	30	30	30	
Resource mobilization	Improved collection OSR	Databank of revenue streams	50%	60%	70%	80%	90%

/PROGRAMME SUB PROGRAMME	KEY OUTPUT	KPI	PLANNED TARGETS						
			2018- 2019	2019- 2020	2020- 2021	2021- 2022	2022- 2023		
		No of automated revenue streams	15	18	26	28	30		
		Revenue coordination platform	3	3	3	3	3		
		Revenue collection authority established	0	1	0	0	0		
		No of additional revenue streams operationalized	1	0	0	0	0		
		% completion of the revenue automation process	75	90	100	100	100		
		Development of revenue pieces of legislation and regulation	2	2	2	2	2		
		Budget formulation, coordination and management	Enhanced budget preparation, execution and reporting	Public participation fora held	3	3	3	3	3
		No of statutory documents prepared, approved and submitted on time	6	6	6	6	6		
		Budget prepared on IFMIS Hyperion and uploaded on time	1	1	1	1	1		
		Procurement plan and cash-flows prepared and uploaded on time	2	2	2	2	2		
		No. of budget implementation reports prepared and submitted on time	4	4	4	4	4		
		Audit Services	Enhanced financial practices and systems	No of management letters generated	4	4	4	4	4
		No of internal audit reports produced	4	4	4	4	4		
		% reduction in audit queries	30	25	20	15	10		
		Establishment of county audit committee	1	0	0	1	0		
		Supply Chain Management Services	Improved efficiency and effectiveness in procurement services	% compliance with procurement laws	100	100	100	100	100
				Reduced procurement cycle period (Days)	40	30	27	24	21
% of orders cancelled	30			25	20	15	10		
% of orders accepted	70			75	80	85	90		
Inspection and acceptance committee established	1			1	1	1	1		
Programme Name: County Economic Planning Services									
Objective: To build capacity in policy, research and M&E									
Outcome: Effective planning, research and M&E									
Policy, program	Quality plans and	Coordination platform	7	7	7	7	7		

/PROGRAMME SUB PROGRAMME	KEY OUTPUT	KPI	PLANNED TARGETS				
			2018- 2019	2019- 2020	2020- 2021	2021- 2022	2022- 2023
coordination and formulation	programs	No of coordination fora held	4	4	4	4	4
		No of departments with M&E units	-	10	-	-	-
		No of policy documents prepared	4	4	4	4	4
		No of M&E reports prepared and disseminated	4	4	4	4	4
	Improved access to government information	No of publications sourced and classified	10	10	10	10	10
		No of publications automated	10	10	10	10	10
	County statistics services	Operational statistics unit	No of statistical abstracts prepared	1	1	1	1
No of Feasibility studies conducted (field surveys)			2	2	2	2	2
Updated fact sheet			1	1	1	1	1
Programme Name: General Administration, planning and support services							
Objective: To Ensure Provision Of Efficient Service To The Clients							
Outcome: Expected Outcome: Effective Service Delivery							
General Administration	Enhanced office accommodation	No of office blocks renovated/rehabilitated	-	1	1	1	1
		No. of offices occupied	26	27	28	29	30
Planning and support services	Strengthened operational capacity	No. of equipment /operational tools acquired	-	2	1	1	-
		No. of policies developed	2	2	2	2	2
		Number of staff recruited, inducted and deployed	3	2	3	1	1
		Number of staff trained on IFMIS and e-procurement	2	3	2	2	1
		Number of staff trained on Statistical models and e-promis	1	1	0	0	0
KDSP	Enhanced capacity building for the	No. of KDSP/ training reports submitted	4	4	4	4	4

/PROGRAMME SUB PROGRAMME	KEY OUTPUT	KPI	PLANNED TARGETS				
			2018- 2019	2019- 2020	2020- 2021	2021- 2022	2022- 2023
	executive and CIDP, M&E, Feasibility studies and Financial management						

4.3.4 Agriculture, Food, Livestock and Fisheries

Sector Introduction

The sector accounts for over 80 per cent of total economic activities and a larger percentage of employment opportunities in the county. It is organised around four execution areas namely crop and land management, livestock management and development, fisheries development and animal health. It envisions a food secure county and commercially oriented agriculture. This will be achieved through transformation of agriculture, livestock and fisheries industry to ensure sustainable food and nutrition security, income generation and employment creation.

SWOT Analysis

Key sector opportunities include Good rapport with stakeholders; Readily available labour for fishing and fish farming; Enormous water bodies for fish capture and culture; Unexploited potential livestock, crops and fisheries resources; Unexploited potential local, regional and international markets; Availability of new bio-technologies and potential in Value addition and fish processing. To tap into the opportunities highlighted, the sector shall focus on the priorities captured in the needs analysis table.

Strengths	Weaknesses
<ul style="list-style-type: none"> • Trained and experienced staff • Availability of basic infrastructure(Offices) • Availability of animal, crops and fish genetic lines • Clearly defined responsibilities • Existence of legal and policy framework • Existence of institutionalized extension service providers • Existence of Beach Management Units • Existence of budgetary allocation 	<ul style="list-style-type: none"> • Low adoption of modern agriculture technology • Weak communication network between and within technical and support service departments • Low value addition on agricultural produce • Inadequate transport facilities, tools and equipment • Inadequate capacity in project cycle management, quality assurance and emergence preparedness • Inadequate policy and legal framework • Inadequate management information systems • Inadequate resources for Pests and disease control • Inadequate technical capacity • Inadequate resources for monitoring control and surveillance • Poor implementation of the scheme of service • Inadequate resources affecting work environment and staff welfare

	<ul style="list-style-type: none"> • Weak extension, research, and marketing linkages • Poor coordination of stakeholder activities • Weak enforcement of regulations & policies
<p>Opportunities</p> <ul style="list-style-type: none"> • Good rapport with stakeholders • Good will from policy makers • Availability of financial institutions • Readily available labour for fishing and fish farming • Enormous water bodies for fish capture and culture • Favourable environment for fish culture • Unexploited potential livestock, crops and fisheries resources • Unexploited potential local, regional and international markets. • Availability of new bio-technologies. • Strong linkages, networking, partnerships and PPP with regional and international organizations in finance, trade, research and training. • Existence of a thriving private sector involved in agro-processing, value addition and agriculture machinery for hire. • Improved networking with other departments. • Political goodwill • Value addition and fish processing 	<p>Threats</p> <ul style="list-style-type: none"> • Prevalence of livestock, crops and fisheries diseases, pests and predators • Land subdivision to uneconomical agricultural units • Unfair trade practices. • Environmental degradation • HIV/AIDS prevalence • Natural calamities and disasters • Invasive weeds • High population growth rate • Climate change • Use of unauthorised fishing gears leading to overexploitaton • Pollution of water bodies • Low income hindering access to farm inputs • Post-harvest losses

Needs Analysis

Key issues in the sector include food and nutrition security, agricultural productivity, postharvest management and administrative and support services. These issues have been broken down into various priorities and strategic interventions developed to address the priorities as summarized in the table below;

Need/ issues	Priorities	Strategies
Food and Nutrition Security	<ul style="list-style-type: none"> ➤ Increase production ➤ Improve food Storage ➤ Diversify agricultural production 	<ul style="list-style-type: none"> ➤ Promote household and community food storage by constructing cereal stores in all the 30 wards. ➤ Promote optimal use of food to mitigate wastage. ➤ Promote use of efficient agricultural technologies. ➤ Develop and implement disaster risk reduction strategy (DRR). ➤ Develop and promote production and utilization of diversified food products ➤ Invest in Climate Smart Agriculture
Agricultural Productivity	<ul style="list-style-type: none"> ➤ Soil and Water Conservation ➤ Access to quality farm inputs ➤ Disaster Preparedness and 	<ul style="list-style-type: none"> ➤ Develop and promote access to farm inputs, agricultural mechanization and other innovative programmes. ➤ Promote sustainable management of natural agricultural resources (soil, water, riparian zones). ➤ Promote public-private-partnerships in agricultural production.

Need/ issues	Priorities	Strategies
	<ul style="list-style-type: none"> Response (Disaster Risk Reduction Strategy) ➤ Improvement of extension Services ➤ Climate Change Adaptability ➤ Agribusiness and Value addition ➤ Agricultural Financing and investment ➤ Pest and Disease management ➤ Agricultural information management 	<ul style="list-style-type: none"> ➤ Promote use of efficient agricultural technologies. ➤ Develop and implement a Disaster Risk Reduction Strategy ➤ Promote agricultural insurance ➤ Strengthen agricultural extension services (support infrastructure, coordination platform, information sharing centre and staff working environment/welfare) ➤ Promote the establishment and maintenance of agricultural resource centres ➤ Promote climate change resilience practices in the value chains ➤ Develop capacity of value chain actors ➤ Provide information on agricultural financial services. ➤ Establish agricultural value chain development funds. ➤ Control the introduction or spread of trans-boundary pests and diseases ➤ Promote contracting in agricultural production ➤ Promote use of ICT in agriculture
Post -harvest Management	<ul style="list-style-type: none"> ➤ Storage ➤ Value addition ➤ Marketing 	<ul style="list-style-type: none"> ➤ Investment in post-harvest infrastructure ➤ Promote safe storage and handling of agricultural products ➤ Develop capacity of agricultural value chain players in post-harvest management ➤ Promote Agro- Processing and value addition
Administration and support services	<ul style="list-style-type: none"> ➤ Legal and policy framework ➤ Human resource ➤ Operational resources 	<ul style="list-style-type: none"> ➤ Develop appropriate policy and legal environment ➤ Recruitment and training of staff ➤ Strengthen operation capacity

Sector Programmes

Programmes to be implemented during the plan period include: general administration, planning and support services; livestock management and development; crop and land development; fisheries development and management and veterinary services.

Programme/Sub Programmes	Key Outputs	Key performance indicators	Planned targets				
			2018-2019	2019-2020	2020-2021	2021-2022	2022-2023
Programme : General Administration, Planning and Support Services							
Objective : To strengthen coordination of sectoral and inter sectoral programmes							
Outcome : Improved sector performance							
Administration and support services	Improved Extension Services	% increase in number of farmers reached by extension services (40%)	10%	15%	20%	25%	30%
		No. of Frontlinecloud SMS workspace established	1	0	0	0	0
	Improved staffing level	Number of new staff recruited (liv 45, vet 91, fish 100, agr	100	100	95	100	91

Programme/Sub Programmes	Key Outputs	Key performance indicators	Planned targets				
			2018-2019	2019-2020	2020-2021	2021-2022	2022-2023
		250 = 486)					
		% Staff replacement	100	100	100	100	100
		No of staff trained	272	385	498	611	724
	Strengthened operation capacity	No of vehicles procured (vet 7, liv 6, fish 4, Agr 6 = 23)	6	4	4	6	3
		Surveillance boats	1	0	1	0	1
		No of motor cycles procured (fish 38, vet 38, liv 38, Agri 49 = 125)	25	25	25	25	25
		No of vehicles rehabilitated (fis 2, liv 3 agr 10 = 15)	3	2	4	3	3
		No of MC rehabilitated (vet 3, liv 3, fish 1, agri 24 = 31)	7	6	6	6	6
		No of office blocks refurbished and maintained	6	6	6	6	6
		A set of desktops, laser printer and UPS Desktop (fish 6, vet 10, liv 8, agr 11)	11	6	6	6	6
		Laptop (fish 9, vet 7, liv 7, agric 12)	11	6	6	6	6
		LCD projector and Screen	2	0	1	0	2
		Photocopiers	2	0	1	0	2
		Developed and strengthened Agricultural institutions /resource centres	No of Agricultural resource centres and institutions established (Ugunja/Ugenya; Gem/Siaya; Bondo/Rarieda)	1	1	1	0
	Improved Collaboration & coordination of the Agriculture Sector	Agric. Sector Coordination mechanism established and operational	1	1	1	1	1
		Number of Stakeholder meetings conducted	4	4	4	4	4
	Extension Research Linkage improved	No. of innovative technologies developed	2	2	2	2	2
		No of farmers sub county field days held	0	0	6	6	6
		Research extension workshops	4	4	4	4	4
Planning and policy	Developed legal and policy frameworks	No of Laws enacted (vet 1, fish 0, liv 0)	1	0	0	0	0
		No of regulations developed (fish 2, vet 2)	0	2	0	2	0
		No of policies / strategies developed and approved (agriculture, fisheries,	0	0	4	0	0

Programme/Sub Programmes	Key Outputs	Key performance indicators	Planned targets				
			2018-2019	2019-2020	2020-2021	2021-2022	2022-2023
		livestock and veterinary)					
	Agricultural Plans Developed	No. of plans developed	2	2	2	2	2
Programme : Crop and Land Management							
Objective : To increase crop production and productivity							
Outcome : Crop production and productivity improved							
Crop development	Improved Access to quality farm inputs	MT of subsidized seeds procured and distributed	50	50	50	50	50
		MT of Subsidized Fertilizers Procured and distributed	345	345	345	345	345
		No. of farmers accessing quality seeds and fertilizers	6,900	8,000	10,000	14,000	16,000
	Increased Production of drought tolerant cereals (sorghum) (Climate smart agriculture)	Acreage under sorghum (Ha)	5,000	8,000	10,000	15,000	20,000
		MT of drought resistant sorghum harvested	8,000	12,800	16,000	24,000	32,000
	Production of roots and tuber crops (cassava and Sweet potatoes) increased	Acreage under cassava (Ha)	3,000	3,300	3,600	4,000	4,500
		MT of cassava harvested	36,000	42,900	54,000	64,000	76,500
		Acreage under sweet potatoes (Ha)	3,600	3,800	4,200	4,500	4,800
		MT of sweet potato harvested	43,200	49,400	63,000	72,000	81,600
	Increased Production of vegetables and fruit crops (mangoes and bananas)	Acreage under mangoes (Ha)	2,000	2,100	2,200	2,400	2,500
		MT of mangoes harvested	38,000	40,950	45,100	50,400	52,500
		Acreage under bananas (Ha)	1,000	1,200	1,300	1,500	1,700
		MT of bananas harvested	28,000	34,200	37,050	44,250	51,000
	Reduced Pest and Disease infestation	% Reduction crop yield losses	10	25	30	35	40
	Post-harvest infrastructure developed	No. of community Grain Storage facilities constructed	3	5	7	3	12
	Reduced Post-harvest losses	% Reduction in post-harvest Losses	5	10	15	20	25
Land Management	Improved Agricultural Mechanization services	No. of Acres ploughed by Subsidized tractor	5,000	6000	7,000	8,000	5,000
	Improved Soil and water conservation	Modern soil laboratory constructed at ATC	0	0	1	0	0
	Integrated Soil Fertility Management	No. of farms tested for Soil Fertility	2,000	5,000	9,000	13,000	18,000
		No. of farmers adopting ISFM	3,000	7,000	12,000	17,000	23,000

Programme/Sub Programmes	Key Outputs	Key performance indicators	Planned targets				
			2018-2019	2019-2020	2020-2021	2021-2022	2022-2023
	Adopted	Technology					
	Improved Soil and water conservation	No. of farms laid with conservation structures	400	600	900	1,000	1,200
		No. of farmers trained on environmental conservation	15,000	35,000	55,000	80,000	105,000
	Increased soil and plant health	Amount of organic fertilizer utilized (MT)	1,000	3,000	5,000	8,000	12,000
		No. of farmers using Biological control of diseases and pests	500	1,000	2,000	4,000	7,000
Agri -Business and information management	Improved Marketability of farm produce	No of value added products	5	7	10	13	15
	Improved Agro-processing and value addition	No. of Agro processing and value addition infrastructure operationalized	1	1	1	1	1
	Improved Agricultural information Accessibility	Agricultural Information management system developed	1	0	0	0	0
		Agriculture Information management system utilized	1	1	1	1	1
	Agribusiness promoted	No. of trade shows and exhibitions held	2	2	2	2	2
	Access to Agricultural Finance improved	No. of farmer groups linked to Financial/ Credit institutions	6	10	15	20	30
	Access to Agricultural insurance improved	No of farmers linked to Agricultural insurance services/ institutions	30	60	90	120	150
PROGRAMME : Fisheries Management and Development							
OBJECTIVE :To Sustainably Manage the Fisheries Resources for Increased Fish Production and Productivity							
OUTCOME : Sustainable Utilization of Fisheries Resources							
Stakeholder participation in Fisheries Management	Increased stakeholder involvement in fisheries management	No of BMU mentoring and monitoring sessions	1008	1008	1008	1008	1008
		Train BMUs	20	84	20	20	20
		Hold biannual workshops	2	2	2	2	2
		Implement programs that support targeted fisheries	1	1	1	1	0
		Support BMUs with fisheries patrol equipment	5	5	5	5	5

Programme/Sub Programmes	Key Outputs	Key performance indicators	Planned targets				
			2018-2019	2019-2020	2020-2021	2021-2022	2022-2023
		No of Fisheries Management stakeholder fora held,	13	13	13	13	13
Fisheries Control and Stakeout	Increased compliance to fisheries laws and regulations	Undertake fisheries surveillance	12	12	12	12	12
		Identify, delineate, demarcate, gazette & protect fish breeding areas	2	2	2	2	2
		Procure fibre glass canoes fisheries personnel	2	1	1	1	0
		Quarterly stakeholders' meetings- riparian counties and governments	4	4	4	4	4
		Develop a fisheries management plans	1	0	1	0	0
		Participation in the Lake Victoria Counties Fisheries Caucus Quarterly meetings	4	4	4	4	4
Fisheries surveys/monitoring	Accurate & time series data for decision making	No. of Fish Catch assessment surveys undertaken	12	12	12	12	12
		No. of biennial fisheries frame surveys undertaken;	1	0	1	0	1
Fisheries inspection, quality assurance and marketing	improved Safety and Quality of fish and fisheries products	No. of fish handling infrastructures developed	5	4	4	4	4
		No. of fishers trained on fish quality assurance;	400	400	400	400	400
		No. of fish inspectors trained	3	3	3	3	3
		No. of monthly inspections for fish handling facilities and practices	13	13	13	13	13
		No of stalled fish handling projects completed	0	1	1	0	0
Aquaculture development	Improved productivity of fish culture units.	No of fish farmers trained on aquaculture	200	200	200	200	200
		No of new fish farmers' clusters formed	10	10	10	10	10
		No of public dams re-stocked with fish	2	2	2	2	2
		No of direct beneficiaries of targeted fisheries support programmes (Farm-inputs, culture units)	800	300	300	300	300
		Functional Fish Hatchery and Demonstration Centre	1	0	0	0	0

Programme/Sub Programmes	Key Outputs	Key performance indicators	Planned targets				
			2018-2019	2019-2020	2020-2021	2021-2022	2022-2023
Programme : Livestock Management and Development							
Objective : To increase livestock production and productivity							
Outcome : Livestock production and productivity improved							
Apiculture development	Increased no of beehives	No of beehives	10,500	11,000	11,500	12,000	12,500
	Increased amount of honey	Kg of honey produced	0.5m	0.53m	0.56m	0.6m	0.65m
	Increased amount of wax	Kg of wax	13,500	15,000	17,000	20,000	25,000
	Increased amount of processed honey	Kg of value added honey	30,000	50,000	100,000	150,000	200,000
	Increased amount of processed wax	Kg of value added wax	2,000	3,000	5,000	10,000	15,000
	Increased amount honey in the markets	Kg of marketed honey	50,000	80,000	100,000	150,000	200,000
	Increased amount wax in the markets	Kg of marketed wax	2,000	3,000	5,000	10,000	15,000
Meat production and marketing	Increased no of beef cattle	No of beef cattle	350,000	360,500	371,000	382,000	394,000
	Improved disease management and post-moterm services	County Diagnostic laboratory constructed	0	0	0	1	0
	Increased amount of beef in the market	Kg of beef	4m	4.3m	4.6m	4.9m	5.2m
	Increased no of cattle hide	No of hides	27,000	30,000	35,000	40,000	45,000
	Increased amount of beef cattle manure utilized	Tons of beef cattle manure	3,500	5,000	6,500	8,000	9,500
	Increased no of Sheep	No of sheep	160,000	166,000	173,000	180,000	187,000
	Increased amount of mutton in the market	Kg of mutton	0.6m	0.7m	0.8m	0.9m	1.0m
	Increased no of sheep skin	No of sheep skin	40,000	50,000	60,000	70,000	80,000
	Increased amount of sheep manure	Tons of sheep manure	50	70	100	150	200
	Increased no of meat goats	No of meat goats	275,000	288,000	300,000	318,000	334,000
	Increased amount of chevon in the market	Kg of chevon	0.3m	0.4m	0.5m	0.6m	0.7m
	Increased no of	No of goat skin	20,000	30,000	40,000	50,000	60,000

Programme/Sub Programmes	Key Outputs	Key performance indicators	Planned targets				
			2018-2019	2019-2020	2020-2021	2021-2022	2022-2023
	goat skin						
	Increased amount of meat goat manure utilized	Tons of meat goat manure	10	20	30	40	50
	Increased no of pigs	No of pigs	14,000	17,000	20,000	25,000	30,000
	Increased amount of pork in the market	Kg of pork	0.25m	0.3m	0.35m	0.4m	0.45m
	Increased no of rabbits	No of rabbits	14,000	15,000	17,000	20,000	25,000
	Increased amount of rabbit meat in the market	Kg of rabbit meat	62,500	65,000	67,000	70,000	74,000
	Increased no of rabbit skin	No of rabbit skin	1000	2000	3000	4000	5000
Dairy production	Increased no of dairy cows	No of dairy cows	7,000	8,000	9,000	10,000	11,000
	Increased amount of cattle milk	Kg of cow milk produced	25m	26m	27m	28m	29m
	Increased amount of manure from dairy cows utilized	Tons of manure	300	400	500	600	700
	Increased no of dairy goats	No of dairy goats	5,500	6,000	7,000	8,000	9,000
	Increased amount of goat milk	Kg of goat milk produced	0.5m	1m	1.5m	2m	2.5m
	Increased amount of dairy goat manure utilized	Tons of dairy goat manure	5	10	15	20	25
	Increased amount of processed milk and products	Kg of milk value added milk and products	200,000	300,000	400,000	500,000	600,000
	Increased amount of processed milk and products in the market	Kg of marketed milk	550,000	600,000	700,000	800,000	900,000
	Increased area under established fodder	Area under fodder (Ha)	955	1050	1250	1350	1450
	Fodder bulking	No of fodder bulking sites	0	6	6	6	6
	Increased no of fodder trees	No of fodder trees	90,000	100,000	110,000	120,000	130,000
	Increased amount of hay	Bales of hay	10,000	20,000	30,000	40,000	50,000
	Increased amount of silage	Tons of silage	0	10	20	30	40

Programme/Sub Programmes	Key Outputs	Key performance indicators	Planned targets				
			2018-2019	2019-2020	2020-2021	2021-2022	2022-2023
	Strategic feed reserves	No of hay barns	0	6	12	18	24
		No of hay stored in barns	0	6000	12000	18000	24000
	Manufactured livestock feed	Tons of manufactured livestock	250	300	350	400	450
	Fodder available for sale	Ton of fodder on sale	0	50	100	200	300
Poultry production and marketing	Increased no of layers	No of layers	70,000	80,000	90,000	100,000	110,000
	Increased no of broilers	No of broilers	90,000	100,000	110,000	120,000	120,000
	Increased no of indigenous chicken	No of indigenous chicken	850,000	890,000	930,000	980,000	1,000,000
	Increased no of other poultry species	No of other poultry species	28,000	30,000	35,000	40,000	45,000
	Increased number of eggs	No of eggs produced (trays)	800,000	850,000	900,000	950,000	1,000,000
	Birds in the market for sale	No of marketed birds	65,000	100,000	150,000	200,000	250,000
	Eggs in the market for sale	No of marketed eggs (trays)	110,000	150,000	200,000	250,000	300,000
	Poultry meat in the market	Kg of poultry meat	130,000	150,000	180,000	210,000	240,000
	Poultry manure	Tons of manure	5	8	11	14	17
Programme Objective Outcome	: Veterinary Services : To improve animal health and welfare : Reduced disease prevalence, morbidity and mortality						
Animal Breeding	Improved livestock breeds	% increase in improved livestock breeds	2	2	2	2	2
Disease and vector management services	improved Livestock health	% decrease in morbidity	10	10	10	10	10
		% decrease in mortality	10	10	10	10	10
	improved Animal welfare	% increase in animal welfare	5	5	5	5	5
Food safety and animal products development	reduced Incidence of zoonotic diseases in livestock	% decrease in incidence of zoonosis	10	10	10	10	10

Flagship/ County Transformative projects

Project Name	Location	Objective	Output/ Outcome	Performance indicators	Time Frame	Cost (Ksh)
Improve County Extension Support services	County	To make extension advisory services more effective and efficient	Improved service delivery Enhanced productivity	% increase in farmers and fishers accessing advisory services.	2018 - 2022	1.3 billion

4.3.5 Water, Irrigation, Environment and Natural Resources

Sector Introduction

Access to improved water sources in the county is estimated at 66 per cent (KDSP 2014) leaving a majority of the population accessing unimproved water sources. The County has one major contracted Water Service Provider, SIBOWASCO which currently runs 10 major Water Supply Schemes within the County. The other water service providers are the community-managed schemes spread across the rural areas of the county. The sector is organised around four execution areas namely water resource management, environment and natural resources and irrigation. The sector envisions Sustainable access to safe water and sanitation in a clean and secure environment Efficiently Using affordable clean energy and conserving the available natural resources.

This would be achieved by improving access to safe water and sanitation services; conservation of the environment and natural resources and promotion of the use of clean renewable energy.

SWOT analysis

To fix sector threats and minimise weaknesses, the sector shall take advantage of key strengths including: the available legal framework, policies and regulations (EMCA 387, Forest Act, Water Act); Existence of water supply infrastructure and the Capacity to generate revenue.

Strengths	Weaknesses
<ul style="list-style-type: none"> ➤ Trained and competent human resource; ➤ Established Monitoring and Evaluation structure ➤ Available legal framework, policies and regulations to guide the department -EMCA 387, Forest Act, Water Act ; Regulations and other guidelines ➤ Existence of water supply infrastructure ➤ Availability of budgetary allocation ➤ Capacity to generate revenue ➤ Decentralised services to the sub counties 	<ul style="list-style-type: none"> ➤ Inadequate funding and inconsistent disbursements ➤ Inadequate technical and professional staff ➤ Staff succession gaps ➤ Inconsistency in project identification, selection and prioritization ➤ Bureaucratic procurement processes ➤ Lack of clear enforcement framework of the national policies ➤ Old dilapidated water supply infrastructure ➤ Unviable and unsustainable water supply schemes ➤ Inadequate research and development ➤ Lack of County Spatial Plan to inform development of water supply schemes ➤ Lack of support services and equipments ➤ Lack of effective supervision, monitoring and evaluation system ➤ Low level of technology use/uptake ➤ Inadequate records and data management system ➤ Low utilization of low cost water supply technologies ➤ Lack of county water master plan ➤ Poor management of water service providers ➤ High incidences of pipe leakages and bursts ➤ Limited awareness on environmental issues

<p>Opportunities</p> <ul style="list-style-type: none"> ➤ Existence of development partners ➤ ICT in natural resource, water and environment management ➤ Networking with other partners, NGOs as well as international organizations such as UNICEF, UNEP, ICRAF ➤ Permanent sources of water from Lakes Victoria, Kanyaboli, Sare, Namboyo & Rivers Yala & Nzoia etc.; ➤ Environment is a global agenda/SDGs ➤ Increasing demand for water supply ➤ Increasing emphasis on research and development ➤ Existence of PPP investment opportunities on water programmes ➤ Creation of public awareness on water conservation and utilization ➤ Availability of modern water technological equipment ➤ Existence of relevant stakeholder forums i.e. WASH forums 	<p>Threats</p> <ul style="list-style-type: none"> ➤ Climate change has led to natural disasters ie. drought, floods ➤ Conflicts over water and natural resources ➤ Political interference ➤ Encroachment on catchment areas ➤ Frequent power outages affecting the water sector ➤ High cost of electricity ➤ Depletion of aquifers ➤ Environmental pollution i.e. on surface and underground water ➤ Corruption in water supply projects
---	--

Needs analysis

Following a review of the last CIDP and sector assessment, the sector in the next five years shall: Mainstream climate Information Service; conserve Natural Resources and environment; Increase use of Renewable Energy Technologies; Scale up county irrigation system; Improve sewerage connectivity to the main trunks; Improve sewerage connectivity in major urban centres and Improve access to portable water. The table below gives a needs, priority and strategy matrix.

Needs/strategic Issues	Priorities	Strategies
Access to safe clean portable water	Improve access to portable water Improve efficiency in water supply	<ul style="list-style-type: none"> ➤ Invest in Construction of new Boreholes & shallow wells ➤ Rehabilitate and Augment existing Water Supply schemes ➤ Complete all stalled borehole projects (drilled and capped boreholes) ➤ Promote Rainwater harvesting ➤ Invest in spring water protection ➤ Invest in water pans and dams ➤ Invest in pipeline extension targeting markets and schools ➤ Capacity build water service providers on water management ➤ Phase out electric powered boreholes with solar-powered pumps for sustainability
Sewerage coverage	Improve sewerage connectivity to the main trunks Improve sewerage connectivity in major urban centres	<ul style="list-style-type: none"> ➤ Construct lateral lines for the Siaya and Bondo main trunks ➤ Construct new sewerage systems in the major urban centres e.g Yala, Ugunja, Usenge ➤ Enhance partnership with stakeholders (donors) to attract more development funding

Needs/strategic Issues	Priorities	Strategies
Efficient community managed water schemes	Sustainable Operation of community managed water schemes	<ul style="list-style-type: none"> ➤ Strengthen governance and management ➤ Capacity building the CMWC (Community Managed Water Committees) ➤ Licencing of the community managed schemes ➤ On time rehabilitation of leakages and bursts ➤ Fastrack the enactment of the County Water Act ➤ Strengthen PPP collaborations ➤ Facilitate utilization of alternative sources of energy (solar powered community water schemes) ➤ Automate revenue collections
Administration and support services	Legal and policy framework Human resource Operational resources	<ul style="list-style-type: none"> ➤ Develop appropriate policy and legal environment ➤ Recruitment and training of staff ➤ Strengthen operation capacity ➤ Promote pro-UNICEF initiatives ➤ Champion pro-KDSP programme
Irrigated agriculture	Improve water use efficiency in the existing irrigation schemes	<ul style="list-style-type: none"> ➤ Irrigation water users mobilisation ➤ Formation, registration and training of Irrigation water users Association (IWUA) on efficient water use at the scheme level ➤ Create linkage and partnership with all irrigation stakeholders in the County ➤ Provide irrigation extension services to small scale irrigation farmers
	Scale up county irrigation system	<ul style="list-style-type: none"> ➤ Develop a County Irrigation Potential Profile ➤ Create linkage and partnership with irrigation stakeholders in the County ➤ Partner with stakeholders in the implementation process of new irrigation schemes ➤ Provide irrigation extension services to small scale irrigation farmers ➤ Construct new irrigation infrastructure
Renewable Energy Technologies	Increase use of Renewable Energy Technologies	<ul style="list-style-type: none"> ➤ Develop County Renewable energy Policy ➤ Develop Renewable Energy infrastructure ➤ Develop synergies with Partners e.g. RenewVia, Rural Electrification Authority etc ➤ Develop County Energy Asset Map
Environmental degradation	Environmental conservation	<ul style="list-style-type: none"> ➤ Promote environmental management ➤ Implementation of afforestation programs ➤ Promote agroforestry ➤ Promote sustainable land use ➤ Develop Infrastructural for waste management (Bins, Skips, etc.) ➤ Beautification projects ➤ Enforce existing environmental Policies in the county ➤ Awareness creation ➤ Implementation of land reclamation programs ➤ Invest in climate change mitigation initiatives
	Natural Resources Conservation	<ul style="list-style-type: none"> ➤ Reclamation of riparian land ➤ Promote sustainable exploitation of natural resources ➤ Community participation ➤ Awareness creation ➤ Mapping of natural resources (Minerals, Rocks, Rivers, Streams etc)

Needs/strategic Issues	Priorities	Strategies
Meteorological services	<p>Improve meteorological services</p> <p>Setting up Modern metrological stations</p> <p>Mainstreaming of climate Information Service Plan</p>	<ul style="list-style-type: none"> ➤ Enhance Community awareness ➤ Liason with Metereological department in provision of climate information service plans ➤ Food security due to prompt weather information to farmers ➤ Appropriate disaster management (timely early warning information systems)

Sector Programmes

The Department of Water, Irrigation, Energy, Environment and Natural Resources will intensify water service provision and environmental conservation programmes to promote community-based water resource and environmental management in improving the present status. A strategic direction to actualize this would be through the following programmes: Water Resources Development & Management, natural resources conservation and management and Administration, Planning and Support Services

Programme/Sub-Programme	Key Outputs	KPI	Planned Targets				
			Target 2018/19	Target 2019/20	Target 2020/21	Target 2021/22	Target 2022/23
PROGRAMME : Water resources development and management							
OBJECTIVE : To increase access to safe water							
OUTCOME : Improved quality water accessibility & Irrigation coverage							
Water resources conservation and protection	Improved access to quality water	Number of sources protected (dams and pans)	20	20	15	10	5
		No of springs protected	15	10	10	15	10
		Number of rain water harvesting tanks installed	30	40	45	50	55
		No. of water supplies schemes rehabilitated & operationalised	4	15	20	15	10
		No of shallow wells constructed	3	10	5	7	5
		No of boreholes equipped with solar pumps	5	10	15	5	5
		No of SIBO supply schemes Augmented and expanded	0	0	4	4	2
		Kilometres of new water pipeline extensions to public institutions	50	75	100	75	50

Programme/Sub-Programme	Key Outputs	KPI	Planned Targets				
			Target 2018/19	Target 2019/20	Target 2020/21	Target 2021/22	Target 2022/23
		No. of new boreholes drilled and operationalised	15	20	10	10	5
Water supply and urban sewerage development	New water Connection to the main trunk	No of new connections to the main trunks	250	375	500	375	250
	New sewerage systems	No of urban centres with new sewer systems	1	0	1	0	1
		Km of sewer connections to the main trunk	0	10	5	5	0
	Existing water supply schemes rehabilitated and expanded	No of existing water supply schemes rehabilitated and expanded	2	2	10	10	6
	New water supply schemes developed	No of New water supply schemes developed	0	2	0	1	0
Development and Rehabilitation of Irrigation Infrastructure	Functional irrigation schemes	County irrigation profile	0	1	0	0	0
		No. of new Irrigation Schemes operationalised	0	0	8	8	4
		No of irrigation schemes rehabilitated	2	2	2	2	1
Programme Objective Outcome : Natural resources conservation and management : To attain a clean, secure and sustainable environment : Improved state of the environment							
Natural resources development, conservation and management (to include mines, streams, lakes, rivers)	Conserved natural environment	Number of demonstration tree nurseries developed	2	8	60	60	60
		% change in tree cover	0	3%	3%	1%	2%
		No of major streams riparian land reclaimed	0	1	1	1	1
		No of Flood prone Water bodies with retention dykes	1	1	1	1	1
		No of woodlots developed (county intervention)	0	2	3	3	2
		No of hilltops protected	1	3	4	2	2
Protection of Water Towers System (conditional grant)		Km of riparian land protected	20	20	20	20	20
Climate change interventions	Climate smart projects	Monthly reports on county related climate information	12	12	12	12	12

Programme/Sub-Programme	Key Outputs	KPI	Planned Targets				
			Target 2018/19	Target 2019/20	Target 2020/21	Target 2021/22	Target 2022/23
Programme Objective Outcome	: Administration, Planning and Support Services : To Ensure Efficient Functioning of the Department :Enhanced sectorial performance and improved citizen satisfaction						
General administration	Efficient departmental operations	No.of motor-vehicles procured	1	1	0	0	0
		No.of motor-bikes procured	3	3	0	0	0
		No.of motor-vehicles serviced	3	4	4	4	4
		No.of motor-bikes serviced	4	7	7	7	7
	Governance of rural water facilities	No of water management committees established and trained	130	150	165	156	170
		% change in revenue collection	10%	10%	10%	10%	10%
		Operation and maintenance charts	100%	100%	100%	100%	100%
	Adequate & Motivated departmental personnel	No.of recruited staff	10	10	10	10	10
		No.of staff capacity-built	5	5	5	5	5
	Planning and support services	Sectoral Legislations	No.of legislations documents formulated	3	3	0	0
Water surveys		No of water surveys conducted	0	1	0	1	0
Water Sector Visioning and Bottleneck Analysis (UNICEF/CGS)		No of WSVBA reports prepared	2	2	2	2	2
Joint Planning and Annual Joint Sector Reviews (UNICEF)		No of JPAJSR reports prepared	2	2	2	2	2
Pro Poor Rural Supply and Island Investment Plan (PPP)		Pro Poor Rural Supply and Island Investment Plan prepared	0	0	1	0	0
Rural Water Supply Maintenance Fund (UNICEF)		Rural Water Supply Maintenance Fund established	0	1	0	0	0
KDSP	Enhanced capacity building for the executive on environmental matters	No. of training reports submitted	4	3	4	3	4

Flagship Projects

Project Name	Location	Objective	Output/ Outcome	Kpi	Timeframe	Indicative Budget
Development of new community water supply schemes	Ugunja market-Sega-Ukwala	To improve access to safe water	Increased in safe water coverage	Percentage of people accessing safe water	Years 1,2,3,4&5	1.1Billion (1Billion already secured from ADB for Ugunja-Sega-Ukwala by LVSWSB) and 100m by CGS
Completion & Development of new irrigation schemes	Lower Nzoia	Improve area under irrigated agriculture	A 10% increase in area under irrigated agriculture	Improved food security and sources of income for the communities.	Years 1,2,3,4&5	2.03Billion (2Billion already secured by National Irrigation Board for the Lower Nzoia & 50M to be provided by CGS for the other projects

4.3.6 Education, Youth Affairs, Gender and Social Services

Sector Introduction

The sector comprises Pre-Primary Education, Vocational Training, Youth, Gender, Social Services and Children Affairs. The units are domiciled in the Directorate of Education and Vocational Training and the Directorate of Youth, Gender, Social Services and Children Affairs. The department envisions having a socially secure and empowered community through provision of sustainable quality education and training, social protection, quality empowerment, mentorship and leadership programmes.

SWOT Analysis

Key sector opportunities include: Readily available human capital (ECD and youth polytechnic instructors); Existence of development partners (NGOs, CSOs, CBOs, FBOs); Existence of a youth portfolio; Affiliation of ECDs to primary schools; Existing institutions serving People Living with Disability; Existence of the bursary and social protection fund and Availability of the 30% procurement policy for youth, women and the people living with disability (AGPO). The table below gives an internal and external analysis of the sector.

Strengths	Weaknesses
<ul style="list-style-type: none"> ➤ Existence of relevant policies and legislations (Siaya County Education Fund Act, ECD policy, people 	<ul style="list-style-type: none"> ➤ Inadequate budgetary allocations ➤ Inadequate teaching staff in the youth polytechnics and

<p>living with Disability Act, 2003)</p> <ul style="list-style-type: none"> ➤ Professional and skilled staff ➤ Budgetary allocation ➤ Devolved/decentralised services to the sub counties 	<p>ECD centres</p> <ul style="list-style-type: none"> ➤ Inadequate skills and competences ➤ Poor coordination of cross-cutting Government functions ➤ Inadequate staffing for the department ➤ Inadequate research and development ➤ Bureaucratic procurement procedures ➤ Delays in release of fund ➤ Limited office space and other support services ➤ Lack of effective project supervision, monitoring and evaluation system ➤ Poor implementation of scheme of service ➤ Weak records and data management system ➤ Poor implementation of the 30% procurement policy for youth, women and the people living with disability (AGPO).
<p>Opportunities</p> <ul style="list-style-type: none"> ➤ Supportive communities for programmes initiated by the County Government ➤ Political goodwill ➤ Existence of PPP framework ➤ Readily available human capital (ECD and youth polytechnic instructors) ➤ Existence of development partners (NGOs, CSOs, CBOs, FBOs) ➤ Existence of a youth portfolio ➤ Affiliation of ECDs to primary schools ➤ Existing institutions serving People Living with Disability ➤ Existence of the bursary and social protection fund ➤ Availability of the 30% procurement policy for youth, women and the people living with disability (AGPO) 	<p>Threats</p> <ul style="list-style-type: none"> ➤ High prevalence HIV/AIDS, ➤ Alcohol and substance abuse and Gender Based Violence ➤ Harmful/Retrogressive cultural practices ➤ Poor coordination and regulation of Civil Society Organizations ➤ Youth unemployment ➤ Negative attitude towards youth/village polytechnics/Vocational Training Centres ➤ High levels of poverty ➤ Stigmatization of People Living with Disabilities and HIV/AIDS

Needs Analysis

The table below gives an analysis of strategic issues including: ECD Enrolment, retention and transition; Adult education enrolment, retention and completion; VTC Enrolment, retention and transition; Youth and parents/guardinas/caregivers Mentorship and Leadership, and Gender empowerment and social services

Needs/ issues	strategic	Priorities	Strategies
ECD enrolment, retention and transition	Enrolment, and	Improve ECD enrolment, retention and transition	<ul style="list-style-type: none"> ➤ Construction of ECD centres in the County ➤ Renovation of ECD centres in the County ➤ Equipping ECD Centres ➤ Provide teaching and learning materials to all the ECD centres ➤ Roll out a school feeding programme in all the ECD centres for the pre-primary children
		Enhanced pre-primary education Quality Assurance and Standard	<ul style="list-style-type: none"> ➤ The use of star ECD instructors as role models ➤ Enhancing monitoring and evaluation systems ➤ Engancing capacity of quality assurance staff
Adult	education	Improve adult literacy	➤ Facilitate provision of space for Adult Education classes in the

Needs/ strategic issues	Priorities	Strategies
enrolment, retention and completion	and numeracy skills	<p>county owned education facilities.</p> <ul style="list-style-type: none"> ➤ Engagement of adult education resource persons
VTC Enrolment, retention and transition	Improve polytechnic enrolment, retention and transition	<ul style="list-style-type: none"> ➤ Construction of workshops, hostels and classrooms in the already existing youth polytechnics/VTCs ➤ Renovation of workshops, hostels and classrooms in the already existing youth polytechnics/VTCs ➤ Purchase of modern tools and equipment for the youth polytechnics/VTCs in the County ➤ Provide teaching and learning materials to all the youth polytechnics/VTCs ➤ upgrading existing Vocational Training Centres into model VTCs ➤ Factor components of PLWDs and gender in all YPs/VTCs infrastructure including sanitation and hygiene facilities
Administration and support services	Legal and policy framework Human resource Operational resources	<ul style="list-style-type: none"> ➤ Develop appropriate policy and legal environment(Siaya county sports policy, county sports act, ➤ Recruitment and training of staff ➤ Strengthen operation capacity ➤ Developing relevant policies and legislation for the effective management of the youth polytechnics/VTCs ➤ Recruitment of qualified instructors for the youth polytechnics/VTCs ➤ Providing financial support through the County Bursary to bright and needy students in institutions of learning ➤ Recruitment of qualified instructors for the ECD centres ➤ Regular capacity building and in-servicing of ECD/polytechnic instructors ➤ Gradual integration of ICT in teaching and learning in the ECD centres/polytechnic by purchasing ICT equipment and training instructors to implement the programme ➤ Provide subsidized youth polytechnic tuition(SYPT)
Youth and parents/guardians/caregivers Mentorship and Leadership	Enhance life and leadership skills among the youth in and out of learning institutions	<ul style="list-style-type: none"> ➤ Equip existing resource centres with ICT and activate information incubation centres ➤ Construct, equip and operationalize additional resource centres in the wards which do not have one ➤ Identification and nurturing of talents and capabilities among the youth out of school ➤ Establish model rehabilitation and mentorship centre in county ➤ Advocate for creation of platforms for mentorship and leadership development in learning and childcare institutions
	Enhance responsible parenting and caregiving	<ul style="list-style-type: none"> ➤ Create forums for sensitization and capacity building of parents and guardian/care givers on positive mentorship and leadership skills ➤ Creation of responsibility support groups for sustainability ➤ Use of role model parents and guardian for backstopping the programme ➤ Capacity build parents/caregivers with relevant skills, knowledge and attitudes
Gender empowerment and social services	Gender mainstreaming	<ul style="list-style-type: none"> ➤ Capacity building on gender mainstreaming ➤ Community mobilization and gender mainstreaming issues ➤ Capacity build women on entrepreneurial skills ➤ Construction of Child Rescue centres ➤ Activate gender and children desk in every Ward Office ➤ Enhancing access to Youth, Women and PLWDs Enterprise Fund
	Disability mainstreaming	<ul style="list-style-type: none"> ➤ Construct and equip additional Sheltered workshops ➤ Capacity building for PLWDs ➤ Enhancing access to Youth, Women and PLWDs Enterprise Fund

Needs/ issues	strategic	Priorities	Strategies
			➤ Celebration of the International Day for PLWDs and for promotion of PLWDs sports, recreation and entertainment

Sector Programmes

During the plan period, the department shall implement the programmes of: General Administration, Planning and Support Services; County Social Security and Services; Vocational Education and Training; Youth, Women and PLWDs empowerment; County Pre-Primary Education, and Mentorship and Leadership.

PROGRAMME/ SUB- PROGRAMME	KEY OUTPUTS	KPI	PLANNED TARGETS				
			2018/19	2019/20	2020/21	2021/22	2022/23
PROGRAMME 1: County Pre-Primary Education OBJECTIVE: To provide quality Pre- Primary Education in the County OUTCOME: Improved Access to quality Pre-Primary Education							
Early childhood development and education	ECDE centres equipped	No. of ECDE centres equipped with furniture, learning materials and recreational facilities.	60	70	80	90	95
	New ECDE centres constructed	No. of new ECD centres constructed	60	70	80	90	95
	Renovation of ECD centres	No of ECD centres renovated	0	45	60	70	80
Pre-primary school feeding programme	School feeding programme in all the ECD centres for the pre-primary children rolled out	No of larners enrolled and benefiting from the programme	80,672	90,000	95,000	100,000	105,000
PROGRAMME 2: Vocational Education, Youth Training and Development OBJECTIVE: To Provide Access to Quality and Relevant Training to the Youth OUTCOME: Appropriate Skills Developed							
Polytechnic development (Village Polytechnic Project Conditional Grant)	Vocational training centres improved	No. of newly constructed workshop/classrooms in polytechnics/VTCs	6	6	6	6	6
		No. of new workshops equipped with tools and equipment	6	8	8	8	8
		No. of polytechnics /VTCs renovated	0	4	3	4	5
		No of youth polytechnics/VTCS equipped with modern tools and equipment	0	2	4	6	4

PROGRAMME/ SUB- PROGRAMME	KEY OUTPUTS	KPI	PLANNED TARGETS				
			2018/19	2019/20	2020/21	2021/22	2022/23
		No. of youth polytechnics/VTCS provided with teaching and instructional materials	0	18	20	25	30
		No. of Computer laboratories constructed and equipped	0	5	7	8	10
		One model VTC constructed, equipped and operationalized	1	0	0	0	0
Youth Training and Empowerment	Trainees supported through SYPT	No. of trainees supported by the fund and retained	1,500	1,700	1,850	2,000	2,200
	Vocational training centres provided with modern hostels	No. of modern hostels constructed in the vocational training centres	0	2	2	2	2
Programme 3: County Social Security and Services Objective: To expand empowerment schemes, welfare and support systems in the County Expected Outcome: empowered women, youth and PLWDs and improved social welfare							
County Women, Youth and PLWDs empowerment	Economically empowered Women, Youth and PLWDs	No. of youths benefitting from motorcycles	One Sacco per sub-county 1000 youths	One Sacco per sub-county 1000 youths	One Sacco per sub-county 1000 youths	One Sacco per sub-county 1000 youths	One Sacco per sub-county 1000 youths
		No. of Sheltered workshops constructed and equipped (PLWDs)	0	2	1	0	0
		No. of Child protection units constructed and operationalized	0	2	2	1	1
		No. of vulnerable groups capacity built to meet their basic needs	0	550	550	550	550
		No. of PLWD friendly resource centres	1	1	2	2	0
		No. of PLWD insured by NHIF through the County Social Health Insurance scheme	0	550	600	650	700
Youth and parents/guardians/caregivers Mentorship and Leadership	Positive behaviour change, responsible parenthood and enhanced leadership capabilities	No. of youths benefitting from the programme	120,000	180,000	240,000	300,000	360,000
		No. of parents/ guardians/caregivers with enhanced parenting skills	3600	4200	4800	5400	6000
Programme 4: General Administration, Planning And Support Services							

PROGRAMME/ SUB- PROGRAMME	KEY OUTPUTS	KPI	PLANNED TARGETS				
			2018/19	2019/20	2020/21	2021/22	2022/23
Objective: To Ensure Provision Of Efficient Service To The Clients							
Expected Outcome: Effective Service Delivery							
General administration	Staffing and Quality Assurance staff recruited	No. of ECDE instructors recruited and deployed	150	200	250	300	350
		No. of youth polytechnic instructors recruited and deployed	30	35	40	45	55
		No. of QAs recruited and deployed to improve quality of instructions to both youth polytechnics and ECDE centres	6	8	10	15	18
		No. of sports officers recruited	0	6	0	0	0
ICT Integration in ECD centres and Youth polytechnics	ICT integrated In ECD centres and Youth Polytechni cs	Proportionate adoption of ICT integration in the ECD centres/polytechnic	0	150	200	250	260
Policies	Improved delivery of Services	No. of policies and legislations enacted	0	2	2	2	0
Bursary	Improved retention and completion rates	Number of students supported through the County Bursary to bright and needy students	10,000	10,000	10,000	10,000	10,000
Governors Scholarship Fund	Improved retention and completion rates	Number of students supported through Governors Scholarship Fund to bright and needy students	30	60	90	120	120

Flagship Projects

Project Name	Location	Objective	Output/ Outcome	Kpi	Time Frame	Indicative Budget
Siaya County Centre of Excellence and Research (ATC)	Alego Usonga	Enhanced research for improved social and economic status in the County	Operationalized Centre of Excellence and Research	Improved socio- economic status	1,2,3,4,5	2 B
County school of excellence for girls (starehe	Open	To enhance access to schools		One County school of excellence for girls	1,2,3,4,5	450 M

Project Name	Location	Objective	Output/ Outcome	Kpi	Time Frame	Indicative Budget
model)						
Construction and equipping of Computer laboratories in youth polytechnics /VTCs	All operating Youth polytechnics/ VTCs	To improve ICT integration in learning and enable local communities acquire ICT skills	ICT integrated in teaching and learning in the Youth Polytechnics/Voc ational Training Centres and local communities given opportunity to acquire ICT skills	No. of computer laboratories constructed, equipped and operational.	2,3,4,5	0.24 B
Provision of Bursaries to bright and needy students	Countywide	To improve access, retention and completion rates of students enrolled in various institutions of learning	Students receive financial support through the Siaya County Education Bursary Fund	No. of students supported by the Siaya County Education Bursary Fund	1,2,3,4,5	0.375 B

4.3.7 Health and Sanitation

Sector introduction

The sector is divided into two Divisions: public health, sanitation and planning; medical and biomedical services. It endeavours to provide quality healthcare to all for a competitive, healthy and productive county.

Swot analysis

<p>STRENGTHS</p> <ul style="list-style-type: none"> • Spread of health facilities to the most remote parts of the county • Budgetary allocation • Existing infrastructure • Qualified staff • Regular data quality audits • Availability of health products • Existence of outreach services • Robust and functional community health services • Devolved system of governance • Strong Community Strategy • Donor funding of the sector 	<p>WEAKNESSES</p> <ul style="list-style-type: none"> • Poor reporting and feedback system • Weak integration of services • Insufficient human capital • Inadequate and delay in disbursements of funds • Poor maintenance of equipment and buildings • Poor utilization of accountable documents • Manual stock control system • Lack of infrastructure for research activities including repository • Frequent labour unrest • Weak legislation and/or policy framework
<p>OPPORTUNITIES</p> <ul style="list-style-type: none"> • Availability of supportive health partners • Existing multi-sectoral forums 	<p>THREATS</p> <ul style="list-style-type: none"> • Dwindling donor funds • Re-emergence of some diseases (Cholera, Leprosy)

<ul style="list-style-type: none"> • Political goodwill • Availability of PPP platform • Community involvement in health programs • Presence of higher institutions of learning • Availability of new funding models by NHIF 	<ul style="list-style-type: none"> • Poverty • Over reliance on donor funding • Rising trend in Non-Communicable diseases • High communicable disease burden • Retrogressive culture and traditional practices • Discussions to revert health sector to the national government
---	---

Needs analysis

Needs /strategic issues	Priority	Strategies
Health infrastructure for comprehensive and basic health care (model health facilities)	Improve health infrastructure	<ul style="list-style-type: none"> ➤ Construction of new requisite health infrastructure ➤ Renovation of existing health infrastructure ➤ Completion of ongoing projects ➤ Equipping all health facilities ➤ Lease of medical equipment
Administration and support services	Legal and policy framework Human resource Operational resources	<ul style="list-style-type: none"> ➤ Develop/domesticate appropriate policy and legal frameworks ➤ Recruitment and training of staff ➤ Strengthen operation capacity
Health products	Improve availability of health products	<ul style="list-style-type: none"> ➤ Increase allocation for health products ➤ Construction of storage facilities (drug stores) ➤ Invest in health information system ➤ Adopt a commodity management software
Referral system	Improve county referral capacity	<ul style="list-style-type: none"> ➤ Procure additional ambulances ➤ Strengthen coordination of referral services ➤ Review and strengthen referral strategy.
Communicable diseases (malaria, TB, HIV/AIDS, measles, Diarrhoea)	Reduce the burden of communicable diseases	<ul style="list-style-type: none"> ➤ Intensify community sensitization efforts on the uptake of health services ➤ Scale up community health services to increase adoption of positive healthy behaviour at HH Level ➤ Scale up community Led Total Sanitation ➤ Integrated vector borne management for malaria control ➤ Increase budgetary support for specific program areas- HIV/AIDS, TB, malaria ➤ Scale up comprehensive school health program ➤ Strengthen food quality control through intensified inspection of food and business premises..
Reproductive, Maternal, Newborn child and adolescent healthcare (MCH)	Improve maternal health	<ul style="list-style-type: none"> ➤ Increase access to Comprehensive obstetric care services – Cem(ONC) (Caeserean section)\ ➤ Improve access to Focused ANC services. ➤ Scale up of cervical cancer screening ➤ Increase adolescent & Youth friendly services ➤ Scale up of ECD services in all health facilities ➤ Strengthen community referral ➤ Periodic community mobilization\$ celebration of “WADAGI” ➤ Conduct operational research to tailor make strategies for efficient interventions ➤ Improve Healthy Timing and birth spacing by scalling up HTSP and increasing use of Moodern contraceptive ➤ Strengthen reproductive health services to

Needs /strategic issues	Priority	Strategies
		<ul style="list-style-type: none"> school children and adolescents ➤ Nutrition education on healthy foods during pregnancy
	Reduce infant and under five mortality	<ul style="list-style-type: none"> ➤ Strengthen community referral ➤ Strengthen integrated community case management\ ➤ Strengthen Integrated management of childhood illnesses. ➤ Improve cold chain capacity ➤ Open new immunization sites ➤ Strengthen immunization monitoring- joint support supervision, ➤ Scale up use of electronic vaccine register.Education on best infant feeding practices.
Non communicable diseases (cardio vascular diseases, diabetes, cancers)	Halt and reverse the rising burden of non communicable diseases	<ul style="list-style-type: none"> ➤ Capacity building of health care workers ➤ Improve community awareness ➤ Improve facility capacity to offer screening and treatment
Universal health coverage	Introduce universal health coverage	<ul style="list-style-type: none"> ➤ Deveolp policy and legal framework for the programme ➤ Advocacy to key stakeholders ➤ Establish and operationalise the fund
Waste management	Improve waste collection, segregation and disposal	<ul style="list-style-type: none"> ➤ Purchase of waste collection equipments and tracks ➤ Develop standard dumpsite ➤ Creating awareness on waste management ➤ Develop policy and legislation on waste management

Sector Programs

During the plan period, the sector shall implement the programmes of: general administration, planning and support services; curative and rehabilitative services; preventive and promotive health services and waste management

Programme/Sub Program	Key Out put	Key Performance Indicators	Target 2018/19	Target 2019/20	Target 2020/21	Target 2021/22	Target 2022/23
Name of Programme: Curative, Rehabilitative and Referral Services							
Program Objective: To provide accessible and appropriate diagnostic and curative services							
Program Outcome: Reduced disease burden in Siaya County.							
Reproductive, Maternal, Newborn, Child and Adolescent Health services	Comprehensive Emergency & Newborn care Services(CEmO NC) available in each sub county	Proportion of sub counties hospital offering Comprehensive Emergency Obstetric & Newborn care Services (CEmONC)	40%	60%	70%	80%	100%
	Comprehensive Adolescent and	No of Health facilitiesofferin	30	35	40	45	50

Programme/Sub Program	Key Out put	Key Performance Indicators	Target 2018/19	Target 2019/20	Target 2020/21	Target 2021/22	Target 2022/23	
	youth friendly services available and operational	g comprehensive adolescent youth friendly services						
	Health facilities offering Integrataed Management of childhood illnesses (IMCI services)	No. of health facilities offering IMCI services	64	100	141	185	213	
	Health facilities offering Healthy Timing and Spacing of Pregnancy (HTSP services)	No. Of facilities offering HTSP services	50	80	90	100	150	
	Health facilities with Providers trained on LARC \$ HTSP	Proportionof Health facilities with providers trained on LARC \$ HTSP	50 %	80%	100%	100%	100%	
	ECD services available in each health facility	No of Health facilities offering ECD services	23	150	180	200	213	
Biomedical services	ISO certified laboratories on clinical services	Number of laboratories ISO certified	3	2	2	2	1	
	New requisite health infrastructure constructed	No of new laboratories constructed	0	0	4	0	0	
		No of new staff houses constructed	2	4	4	2	3	
		No of new model wards constructed	2	1	1	1	1	
		No of new mortuaries constructed	0	0	1	0	0	
		No of new maternity wings constructed	0	0	1	1	0	
		Expansion of Siaya County Referral Hospital	Construction of psychiatric ward	Construction of psychiatric ward	0	1	0	0
	Construction and equipping of radiology unit with a CT scan		Construction and equipping of radiology unit with a CT scan	1	0	0	0	0
	Construction of		Construction of	0	0	3	0	0

Programme/Sub Program	Key Out put	Key Performance Indicators	Target 2018/19	Target 2019/20	Target 2020/21	Target 2021/22	Target 2022/23
		a surgical ward					
	Existing health infrastructure renovated	No of laboratories renovated	1	0	0	0	0
		No of staff houses renovated	0	1	1	1	1
		No of wards renovated	0	1	1	0	0
		No of mortuaries renovated	1	1	1	1	0
		No of maternity wings renovated	1	1	1	0	1
		ongoing projects completed	No of ongoing laboratories completed	3	0	0	0
	No of ongoing staff houses completed		12	0	0	0	0
	No of ongoing wards completed		4	0	0	0	0
	No of ongoing mortuaries completed		1	0	0	0	0
	No of ongoing maternity wings completed		8	0	0	0	0
	health facilities equipped	No of health facilities equipped	10	0	0	0	0
Health products	Zero stock outs of tracer health products	Proportion of health facilities with tracer drugs	100%	100%	100%	100%	100%
	storage facilities constructed (drug stores)	No of storage facilities constructed	0	1	0	1	0
Health Information system	Hospitals with functional health information system	Number of health facilities having adequate reporting tools	147	147	147	147	147
		No of health facilities reporting	213	213	213	213	213
		No of health facilities with EMR	119	129	139	149	159
Program Objective		: Preventive and promotive Health Care services					
Outcome		: To increase access to quality preventive and promotive health care					
Outcome		: To reduce mortality from preventable deaths					
HIV	90% of the	% of Clients	90%	90%	90%	90%	90%

Programme/Sub Program	Key Out put	Key Performance Indicators	Target 2018/19	Target 2019/20	Target 2020/21	Target 2021/22	Target 2022/23
	targeted clients counselled and tested for HIV	counselled and tested for HIV					
	90% linkage of those testing HIV positive to care and early ART initiation.	% of HIV positive clients linked to care	90%	90%	90%	90%	90%
	90% of the clients in PMTCT know their status	% of WRA who know their HIV status	95%	95%	95%	95%	95%
		Percentage of pregnant women who know their HIV status	89%	90%	92%	93%	95%
		Percentage of HEI turning HIV positive at 18 months	8.3%	7%	5%	3%	4%
		Percentage of HIV positive pregnant women who received ART to reduce MTCT	98%	99%	99%	100%	100%
	90% of clients on ART achieve viral suppression	% of clients with viral load <1000c/ml	90%	90%	90%	90%	90%
	Strategies to reduce stigma and discrimination on HIV and gender based violence are in place	-Stigma index in place	0	0	25%	0	50%
		% of PLHIV and key populations accessing legal services at the HIV tribunal	0	0	25%	0	50%
		% of cases filed by PLHIV at the HIV tribunal	0	0	75%	0	100%
	Facilities having adequate and functional HIV diagnostic equipment	% of functional HIV diagnostic equipment purchased	20%	30%	50%	70%	100%
TB	Improved TB Treatment Success Rate	Proportion of client fully cured	213/100,000	263/100,000	313/100,000	163/100,000	413/100,000
	Improved TB Case Finding	% of TB detected	80%	85%	90%	95%	100%
	Pediatric TB case notification rate	% of pediatric TB cases notified	6%	7%	8%	9%	15%
EPI	95% of children	% of children	80%	85%	90%	90%	95%

Programme/Sub Program	Key Out put	Key Performance Indicators	Target 2018/19	Target 2019/20	Target 2020/21	Target 2021/22	Target 2022/23
	under one year fully immunized	under 1 year fully immunized					
Reproductive health	100% women of reproductive age screened for cervical cancer	Proportion of women of Reproductive age screened for cervical cancer	20%	50%	70%	75%	80%
	Increase Facilities offering Basic Emergency Obstetric & Newborn	No of health facilities offering BEOC	130	135	140	150	155
	Women of reproductive age using modern contraceptives	proportion of Women using modern Contraceptive Prevalence Rate (mCPR)	56.6%	60%	60%	60%	60%
	Improved child development services	No of Facilities offering Care for child development services (CCD)	23	80	120	150	169
	Pregnant mothers attending at least 4 ANC Visits.	proportion of Pregnant women attending at least 4 ANC visits	50%	60%	70%	75%	80%
	Community Mobilization and Celebration of WADAGI Initiative	No of WADAGI Celebrations held	4	4	4	4	4
	Deliveries Conducted by skilled attendance.	Proportion of deliveries conducted by skilled birth attendants	65%	75%	77%	80%	85%
	Nutrition	under 5 children receiving Vitamin A supplementation	Proportion of under 5 children receiving Vitamin A supplementation.	68%	70%	85%	90%
	children < 5 years screened at community level and referred for nutrition	% of children < 5 years screened at community level and	76%	70%	60%	40%	30%

Programme/Sub Program	Key Out put	Key Performance Indicators	Target 2018/19	Target 2019/20	Target 2020/21	Target 2021/22	Target 2022/23
	management	referred for nutrition management					
	Reduction of under 5 with stunting	Proportion of under 5 with stunting	24.7	19	14.7	8	5.7
	Women receiving iron and folic acid supplements during pregnancy.	% of pregnant women who take iron and folic acid supplements during Pregnancy.	56%	58%	60%	65%	65%
Environmental health Programs	Improve diseases Surveillance	% of AFP cases detected.	60%	70%	80%	90%	100%
	population accessing safe water	Proportion of population supplied with water treatment chemicals	70%	80%	85%	90%	90%
	household with latrine	Proportion of household with latrines	82.4%	100%	100%	100%	100%
	Population infested by jiggers identified and treated	Proportion of population infested by Jiggers	78%	82%	92%	100%	100%
	Population infested by jiggers treated	Proportion of population infested treated	78%	82%	92%	100%	100%
Mental Health	Improved Mental Health services	No of Mental Health Outreaches conducted (1 per ward per year)	30	30	30	30	30
Project Outcome	: General Administration, Planning & Support Services :Improved service delivery						
Planning and support services	Conducive working environment (Availability of functional, operational tools and equipments)	No of dental chairs procured	2	2	2	2	2
		Number of blood transfusion unit in place	0	1	0	0	0
		No of orthopaedic and rehabilitation units equipped	1	1	1	1	0
		Functional ICU established	1	0	0	0	0
		No of ADA rehabilitative unit established	0	0	1	0	0
		Number of	1	0	0	0	0

Programme/Sub Program	Key Out put	Key Performance Indicators	Target 2018/19	Target 2019/20	Target 2020/21	Target 2021/22	Target 2022/23
		Laparoscopy machine procured					
		Number of endoscopy machine procured	1	0	0	0	0
		% of machines and equipment's with service contracts	30%	40%	50%	60%	70%
		Number of commodity redistribution vehicles purchased	1	0	0	0	0
		No of new Ambulances acquired	2	2	2	2	2
		Number of hospitals Having functional emergency and theatre unit	2	1	1	1	1
		Number of Integrated Digital Platform for monitoring RMNCAH services	Proposed	Phase 1	Phase 2	Completed	1
Infrastructure		No of level 2 RHF's upgraded to level 3	20	5	5	5	5
General administration	Health facilities with adequate staff	Number of staff recruited	100	25	25	25	25
	Staff promoted according to	% of staff promoted	15% promotion of the workforce	10% promotion of the workforce	10% promotion of the workforce	10% promotion of the workforce	10% promotion of the workforce
	County Health Bills Developed	No of Health Bills Developed	0	1	1	1	0
Program Objective	:Waste management :To commercial waste management and implement health care waste management Strategy						
Hygiene	Improved environmental sanitation	No. of clean up days conducted	12	12	12	12	12
		No. of dump sites developed	1	1	1	0	0
		No. of waste transport tracks procured	1	1	1	0	0

Programme/Sub Program	Key Out put	Key Performance Indicators	Target 2018/19	Target 2019/20	Target 2020/21	Target 2021/22	Target 2022/23
	Additional waste Bins Installed	No of New Waste Bins installed	180	180	180	180	180
	Additional transfer stations installed	No of transfer stations installed	1	0	1	0	0

FLAGSHIP PROJECTS

D-1: Project Name	Location	Objective	Output/Outcome	Performance Indicator	Timeframe	Cost
Construction and equipping of a Blood Bank	Siaya Referral Hospital	To improve blood transfusion services by increasing access to the commodity	Constructed and equipped blood banks	Completed and operating the blood bank	2 Years	25,000,000
Universal Health Care Coverage scheme (transformative)	Siaya county	To improve access to basic and comprehensive health care	Reduced morbidity and mortality	Number of households enrolled to the scheme	5 Years	1.5 B
Establishment of a Biomedical Research Centre (transformative)	Siaya County	To provide access to Advanced health care research, Training and other health care services	Biomedical Research Centre is Established as per Section 114 of the CGA 2012	Complete and functional Biomedical Research Centre	5Years	10BN

4.3.8 Lands, Physical Planning, Housing and Urban Development

Sector introduction

The sector comprises of public land management, survey and mapping, physical planning, housing and urban development. The sector envisions efficiency in land and housing management for sustainable development through facilitation of administration and management of land, access to adequate and affordable housing.

SWOT ANALYSIS

<p>Strengths</p> <ul style="list-style-type: none"> • Budgetary allocation • Availability of infrastructure and equipment(GIS Laboratory) • Qualified and skilled staff • Capacity to generate revenue and AIA • Linkage with NLC and Ministry of lands • Existing legal and institutional framework • Devolved services to the county level 	<p>Weaknesses</p> <ul style="list-style-type: none"> • Limited technical staff • Inadequate budgetary allocation • Uncoordinated and incoherent land laws and policies • Weak internal and external communication mechanism • Poorly coordinated development planning due to lack of spatial plan • Late exchequer releases • Lack of inter-sectoral coordination platform
--	--

<ul style="list-style-type: none"> • Existence of public land inventory 	<ul style="list-style-type: none"> • Manual land records management system
Opportunities <ul style="list-style-type: none"> • Increased demand for investment land • Public awareness on land rights and issues • Existence of vast land for investment • e-government initiative and emerging technologies • Partnership with National Government, Non state actors, civil society organization and other stakeholders 	Threats <ul style="list-style-type: none"> • Conflict in land use • Corruption • Political interference and vested interest on land • Insecurity of records • High population growth • Poverty • Competing land management institutions

NEEDS ANALYSIS

Needs/ strategic issues	Priorities	Strategies
Land survey and mapping	Securing property boundaries of public/plot, government houses and trading centers	<ul style="list-style-type: none"> ➤ Surveying urban centres, natural resources, infrastructure and administrative units ➤ Coordinating and erecting control pillars to provide Third Order Geodetic Control ➤ Maintenance, monitoring and protection of survey control pillars
Landuse planning	Preparing and approval of the physical development / landuseplans	<ul style="list-style-type: none"> ➤ Completion of the County Spatial Plan ➤ Preparing IUDPs for principal towns ➤ Preparing physical development plans for intermediate towns ➤ Preparing market layout plans
Urban development	Institutionalising urban management boards Infrastructural development	<ul style="list-style-type: none"> ➤ Setting up offices for Municipal board and town committee ➤ Training of the Board members ➤ Sensitization of urban development stakeholders ➤ Infrastructural development in the designated urban areas
Public Land administration	Securing land for public use and investments Enhancing security of land records Enhancing secure ownership of land	<ul style="list-style-type: none"> ➤ Establishing land bank through purchase and consolidation of land for investment ➤ Repossessing land whose titles have been annulled ➤ Establishing county land registry ➤ Automating public land records ➤ Facilitating the acquisition of title deeds by vulnerable members/groups of the community ➤ Establishing conflict resolution mechanism for public land
Housing development and management	Providing adequate, affordable, decent housing and quality estates management services	<ul style="list-style-type: none"> ➤ Purchasing of land for housing development ➤ Construction of housing units for civil servants through PPP ➤ Renovating and refurbishing existing government housing units
General Administration, planning and support services	Improve efficiency and effectiveness of Human Resource Legal and policy framework Operational resources	<ul style="list-style-type: none"> ➤ Putting in place approved establishment to guide staffing ➤ Develop and implement scheme of service ➤ Formulating and facilitating the enactment of necessary policies, laws and regulations ➤ Procuring necessary machinery, equipment and other operational tools ➤ Enhance collection of revenue

Sector programs

During the plan period, the department shall implement the programmes of: General Administration, Land and Surveying; Physical Planning and Urban Development and Housing Development and Management

Sub program	Key output	Key performance indicators	Planned Targets				
			2018-2019	2019-2020	2020-2021	2021-2022	2022-2023
Program Name: County Land Administration and Surveying							
Objectives: To secure land for public use and investments, property boundaries of public/plot, government houses and trading centers							
Outcome: Reduce Conflict and Improve Investor Confidence							
Land surveying and mapping	Survey maps	Number of principal towns and intermediate urban centres surveyed	0	4	4	4	4
		Number of administrative units surveyed (Wards)	6	6	6	6	6
	Coordinated Survey Control Pillars for provision of Third Order Geodetic Control	Number of Control Pillars erected and coordinated	0	20	20	20	20
	Parcels of public land surveyed	Number of public parcels surveyed (demarcate with beacons)	0	150	200	300	400
	Survey plans of natural resources and infrastructure	Km of sewer lines surveyed (distribution lines)	10	10	10	10	10
		Km of county roads surveyed	120	120	120	120	120
		Km of water lines surveyed	20	20	20	20	20
		No of HA of non gazzetted hills surveyed	60	60	60	60	60
		Number of HA of tourist/ heritage sites surveyed	4	4	4	4	4
		Survey plan for market and urban centres	No. of survey plans approved	8	8	8	8
County Public Land administration	Improve efficiency of land records	Public land records system automated	0	1	0	0	0
		No. of records captured	0	1000	2000	2000	5000
	Complete and	% of conflicts resolved against conflicts	100%	100%	100%	100%	100%

Sub program	Key output	Key performance indicators	Planned Targets				
			2018-2019	2019-2020	2020-2021	2021-2022	2022-2023
	accurate land Records	reported					
	County Land Records offices established	Number of sub county land records offices established	0	1	1	1	0
	Availability of land for investment	HA of parcels procured	40	40	40	40	40
	Repossessed parcels (Annulled titles)	Number of repossessed parcels (Annulled allotment letters)	40	50	100	150	200
	Title deeds for vulnerable members/groups of the community acquired	Number of title deeds acquired	2000	2000	2000	2000	2000
	Senitized public on land issues	No. of for a held	12	12	12	12	12
	Title deeds for all public land	No. of title deeds acquired	1000	1000	1000	1000	1000
	Land banking for public utilities	No. of land parcels acquired	30	30	30	30	30
	Operational land management committee	No. of land issues attended to	1000	1000	1000	1000	1000
	Valuation rolls	Number of town valuation rolls developed	0	2	3	2	1
Program Name: Land Use Planning							
Objectives: To provide a spatial frame work that will guide and coordinate land use development for sustainable livelihood							
Outcome: Well Managed Land and its Resources for Sustainable Development of the County							
Physical planning	Physical Development plans	Approved Physical development plans for principal towns (Siaya Bondo, Usenge, Ndori, Ugunja and Yala)	1	2	2	2	0
		Approved Physical development plans for intermediate urban centres	2	3	3	3	1
	Market	Approved market	8	8	8	8	8

Sub program	Key output	Key performance indicators	Planned Targets				
			2018-2019	2019-2020	2020-2021	2021-2022	2022-2023
	plans	layout plans					
Kenya urban support program (KUSP)	Spatial plans for urban centres	No of urban areas with spatial plans	0	1	1	1	1
	Improved infrastructure	Km of roads	10	15	18	10	14
		Km of walkways developed	20	10	15	10	20
		Km of sewer lines	30	25	30	15	30
County Spatial Plan	Improved coordinated development	Spatial plan developed	1				

Program Name: Housing Development and Management

Objectives: To provide adequate, affordable, decent housing and quality estates management services

Outcome: Delivery of Adequate, Decent and Affordable Housing Units To All.

Housing development	Land for housing development procured	No of parcels acquired	1	1	2	1	1
	New housing units developed	No. of new housing units	20	20	20	20	20
	Housing units renovated	No. of housing units renovated	10	10	10	10	-

Program Name: General Administration, planning and support service

Objectives: To provide transformative leadership, capacity and policy direction in service delivery

Outcome: Efficient Service Delivery And Improved Working Environment

General Administration	Recruitments and promotions of staff	% of recruitments done	15%	10% promotion of the workforce	10% promotion of the workforce	10% promotion of the workforce	10% promotion of the workforce
		% of promotions done	5%	5% new recruitment	5% new recruitment	5% new recruitment	5% new recruitment
Planning and support services	Conducive working environment	Availability of functional, operational tools, equipment, machinery and policies					

FLAGSHIPS

Project Name	Location	Objective	Output/Outcome	Performance Indicators	Timeframe	Cost (Ksh.)
Establishment of Public Land Record Registry	County	To increase efficiency of land records	Complete county lands registry	Lands record registry in place	3 years	50 Million
Housing Sector Development	County	To provide adequate, affordable and decent housing units	Affordable, decent housing units	Housing units developed	5 years	1 Billion

4.3.9 Enterprise and Industrial Development

Sector introduction

The sector mandate is to formulate and coordinate policies, strategies and programmes for enterprise and industrial development. In addition to this, it promotes Fair Trade Practices and Consumer Protection, retail and wholesale markets through rehabilitation and business infrastructure development, provision of credit facilities, capacity building and cooperative development through value addition activities and savings mobilization.

SWOT Analysis

<p>Strengths</p> <ul style="list-style-type: none"> • Well trained and competent staff • Existence of an annual budgetary allocation • Existence devolved units to the sub-county • Existence of a national investment policy and county profile • Fairly well developed market infrastructure • Well-connected road network • Existence of relevant legal frameworks 	<p>Weaknesses</p> <ul style="list-style-type: none"> • Inadequate skilled staffs • Low budgetary allocation • Slow pace of formulation of policies and enactment of laws • Weak linkages with stakeholders • Inability to maintain standardization and traceability of both secondary and working standards. • Lack of comprehensive data on County enterprises • Weak technology/ innovation base • Limited research • Poor solid waste management in market areas that hinder trade development
<p>Opportunities</p> <ul style="list-style-type: none"> • Untapped demand in domestic and external trade markets • Existence of financial institutions • Membership to Lake Basin Economic Bloc • Proximity to Kisumu International Airport • A vibrant and fast growing ICT sector (Entrepreneurs can tap into E-Commerce) • Existence of private land for investment • Kenya's Membership to regional economic blocs, multilateral trade organizations and signatory to several bilateral trade agreements • Existence of entrepreneurial culture • Existence of unexploited industrial potential 	<p>Threats</p> <ul style="list-style-type: none"> • Weak spatial planning for retail and wholesale market development • Proliferation of counterfeit, substandard, and contraband goods • Insecurity and picketing/ demonstrations • Political interference to investors • Increasing cost of electricity and energy • Unreliable power supply • Negative cultural beliefs towards saving and borrowing from cooperatives • Proliferation of the use of unauthorised Weighing and Measuring techniques

Needs Analysis

Need/ issues	Priorities	Strategies
General administration	Improve human resource capacity	<ul style="list-style-type: none"> • Development and implementation of Approved staffing levels • Training of staffs • Recruitment of staffs • Development and implementation of scheme of service

Need/ issues	Priorities	Strategies
		<ul style="list-style-type: none"> Strengthening the operational capacity
	Mobilize Financial resources	<ul style="list-style-type: none"> Improved local revenue collection Preparation of annual work plans and budget and lobbying for funding from County Treasury Engage with development partners to secure extra funding Initiating cost cutting measures
Market Infrastructure	Improve market infrastructure	<ul style="list-style-type: none"> Invest in drainage systems in markets Installation of street lights/ masts Maintenance of existing street lights/masts Construction of market shades Construction and management of sanitary facilities in markets e.g pit latrines Develop market management policy
Industrial Investment and promotion	Improve the county industrial and investment environment	<ul style="list-style-type: none"> Expand investment enablers(utilities) Rehabilitation of existing Infrastructure-Cottage Industries Development of Industrial Parks/other infrastructural development Acquisition of land for investment/Public Land Capacity building for entrepreneurs Development of investment policies
Domestic and regional trade development	Increase trade in the region	<ul style="list-style-type: none"> Market Research Product diversification and quality improvement/ standardization Promote business partnerships Enforce fair trade Promote exhibitions
Cooperative development	Improve uptake and management of cooperatives	<ul style="list-style-type: none"> Reinforcement of Co-operative legislation & subsidiary laws Strengthen management practices to increase public confidence Capacity Building Abedo Groups to transform into cooperatives Increase cooperative Fund Strengthen co-operative Governance Improve co-operative market access and value addition

Sector Programmes

The programmes to be implemented during the plan period include; General Administration and Support Services, Trade Development and Promotion, Cooperative Development and Management and Promotion of Fair Trade Practices and Consumer Protection.

Sub Programmes	Key Outputs	Key performance indicators	Planned targets				
			2018-2019	2019-2020	2020-2021	2021-2022	2022-2023
Programme 1 Name: General Administration, Planning and Support Services							
Objective: To provide transformative leadership, capacity and policy direction in service delivery							
Outcome: An Enhanced Institutional Framework for Excellent, Efficient and Effective Service Delivery Within The Sector							
General Administration		No. of regulations formulated (trade fund liquor, cooperative fund regulations)	3	0	0	0	0

Sub Programmes	Key Outputs	Key performance indicators	Planned targets				
			2018-2019	2019-2020	2020-2021	2021-2022	2022-2023
		No of Acts developed (Trade Fund, weights and measures Acts and industrial development Acts)	3	1	1	-	-
		No of progress reports	4	4	4	4	4
		No of office block refurbishe	2	0	2	0	-
Personel Services	Improve sector capacity to deliver services	No. of staff trained/ recruited	10	2	2	2	5
Planning and Support Services	Improve Service Delivery	No of office blocks rehabilitated	2	1	1	0	0
Programme 2 Name: Trade Development and Promotion							
Objective: To provide an enabling environment that facilitates a competitive trade and investment							
Outcome: : A conducive environment for trade							
Trade development and investment	Development and growth of enterprises	No. new investments established	100	140	140	120	100
		No. of county Business Maps prepared	1	1	2	1	1
		No. of county trade fairs held	1	1	1	1	1
		No. of Exhibitors facilitated for domestic and International Trade Fairs	10	15	20	20	35
		No. of investment conferences held	1	0	1	0	1
Training and Capacity Building for SMEs	Entrepreneuri al and Management Services	No. of SMEs trained on business skills	50	80	150	200	250

Sub Programmes	Key Outputs	Key performance indicators	Planned targets				
			2018-2019	2019-2020	2020-2021	2021-2022	2022-2023
		No. of Technical trainings facilitated for SMEs	5	5	5	5	5
		No. of SMEs linked to EPC for	6	6	6	6	6
Market Infrastructural Development	Improved Business Environment	No. of Solar Lamps/ masts	100	70	50	30	30
		No. of market management committees established and operational	120	60	40	0	0
		No. of sanitation facilities (latrines) constructed in markets	44	35	21	15	10
		No of new drainage systems constructed in markets	5	8	11	15	21
		Modern markets constructed	2	1	1	2	3
		Modern markets Renovated	1	2	1	1	1
		No of Market Shades constructed	5	5	5	5	5
				No. Corrugated Metal Containers constructed	6	6	6
Alcoholic Drinks and Liquor management	Improved administration and control of drug and substance abuse	No. of licenses issued	350	380	410	420	430
		No. of rehabilitation centres set up	0	1	0	0	0
Industrial Development	Improved industrial development and promotion	No. of Industries Developed	0	1	1	1	0
		No. of Cottage	5	4	3	3	3

Sub Programmes	Key Outputs	Key performance indicators	Planned targets				
			2018-2019	2019-2020	2020-2021	2021-2022	2022-2023
		industries rehabilitated					
		No. of investment fora held	1	1	1	1	1
Programme 3 Name: Cooperative Development and Management							
Objective: To provide an enabling environment that facilitates sustainable growth of cooperative sub sector for socio-economic development.							
Outcome: : Expanded cooperative business							
Cooperative governance, regulation and supervision	Improved cooperative governance	No. of cooperative audit reports produced	40	56	70	95	115
		No. of Inspections and inquiries	50	30	35	30	30
Co-Operative Marketing And Value Addition	To enhance and promote value addition in Cooperative Societies	No. of Cooperative Societies adopting value addition	18	27	36	39	45
		No. of value added products	6	9	12	13	15
County Cooperative Extension Services	Enhanced capacity cooperative societies	No. of new cooperatives registered	28	23	18	15	10
		No. of members borrowing and saving from cooperatives	40,000	45,000	50,000	60,000	70,000
		No. of Cooperative Awareness campaigns conducted	12	10	10	8	7
		Total Cooperative sector turn over (Kshs.)	280,000,000	320,000,000	360,000,000	410,000,000	450,000,000
		No. of dormant cooperatives revitalized	5	5	3	2	2
Programme 4 Name: promotion of fair trade practices and consumer protection							
Objective: To enforce compliance with weights and measures regulations and other subsidiary legislations							
Outcome: Improved consumer confidence on value for money.							
Standards Administration and Conformity/Awareness campaigns	Increased compliance with the Weights and Measures regulations	% of traders complying with Weights and Measures regulations	100	100	100	100	100

Sub Programmes	Key Outputs	Key performance indicators	Planned targets				
			2018-2019	2019-2020	2020-2021	2021-2022	2022-2023
		Number of mobile Prover Tanks Acquired	1	0	0	0	0
		No of Cattle Weighers Acquired	6	0	0	0	0
		Completed county legal metrology lab (phased starting 2018/19)	1	0	0	0	0
		No of awareness fora on metrology Bill 2018	18	12	0	0	0
		No. of sensitization reports on legal metrology matters	30	30	30	30	30
		No. impromptu inspections	231	250	270	300	340
		No of investigations conducted	6	4	4	2	1
		No of prosecutions made	2	2	1	1	1

FLAGSHIP PROJECTS

Project Name	Location	Objective	Output/ Outcome	Performance Indicators	Timeframe	Cost (Ksh.)
County Enterprise Development Funds	Siaya County headquarters	To empower Coop societies through access to affordable credit as anchored on the Cooperative Development Fund Act	co-operatives societies accessing affordable credit including Women, youth & PWDs	-Availability of legal framework -Approved budgetary allocation -magnitude of loan processed to societies -No. of loan beneficiaries	2018/22	900 M

Project Name	Location	Objective	Output/ Outcome	Performance Indicators	Timeframe	Cost (Ksh.)
		Empowerment of individual traders access to affordable credit as anchored on the Trade Development Fund Act	SMEs accessing affordable credit including Women, youth & PWDs	Availability of legal framework -Approved budgetary allocation -No: of individual traders accessing the credit facility -total amount of loan/credit administered	2018/22	300 M

4.3.10 Tourism, Culture, Sports and Arts

Sector Introduction

The sector is mandated to promote tourism in the county, preserve cultural heritage and facilitate sports and talent development. The sector shall promote use of Information, Communication and Technology.

Swot Analysis

<p>Strengths</p> <ul style="list-style-type: none"> • Availability of equipped sub county information and documentation Centres (SCIDC) • Presence of cyber cafes and training institutions • Existence of ICTs accessories like modem, mobile phones among others • Availability of budgetary allocation • Competent and skilled staff • Existence of gazetted game reserve in the County • Presence of several beaches along Lake Victoria • Existing profile of tourist attraction sites. • Existing sports culture • Existing sports facilities • Citizen Information sharing platforms • Availability of equipped sub county information and documentation Centres (SCIDC) • Presence of cyber cafes and training institutions • Existence of ICTs accessories like modem, mobile phones among others 	<p>Weakness</p> <ul style="list-style-type: none"> • Lack of classified hotels • Lack of conference tourism facilities • Unavailability of statistics on tourist visitors • Limited funding on tourism department • Lack of tourism marketing strategy through website, mainstream media and tourism promotion • Low awareness of Siaya as a tourism destination centre • Poor implementation of policies • Under funding of sports • Poor sports talent identification and development • Poor tourism infrastructure • Inadequate skills in the area necessary for strengthening the sector • Under developed tourism products • Low adoption of ICT in service delivery • Lack of enforcement of ICT standards and regulation
<p>Opportunities</p> <ul style="list-style-type: none"> • Devolved funds and presence of CSOs/NGO's • Rural electrification programme, targeting more centres • Private public partnership on IT projects • Proximity to the fibre optics cable network • Relative security with minimal impact of terrorism and lawlessness 	<p>Threats</p> <ul style="list-style-type: none"> • Low electricity coverage • Difficulty to control internet usage hence access to undesirable websites • Repeated periodic travel advisories against Kenya • High HIV prevalence in Siaya • Competition for tourism for tourist from other counties

<ul style="list-style-type: none"> • Untapped tourism potential In terms of culture, conference tourism and ecotourism • Strong legal and policy framework that supports tourism such as the constitution and tourism Act 2011 • Proximity to Kisumu International Airport with different airlines • Emergence of domestic tourism • Increased betting • Private public partnership on IT projects • Proximity to the fibre optics cable network 	<ul style="list-style-type: none"> • Erosion of cultural values in the region. • Information Security • Doping • High internet connection fee • Low electricity coverage • Difficulty to control internet usage hence access to undesirable websites
---	--

Needs Analysis

Development needs/issues	Priorities	Strategies
Policy framework for development of Tourism	Make county tourism policy.	<ul style="list-style-type: none"> ➤ Enacting county tourism policies ➤ Harmonizing and coordination of tourism development and service delivery
Upgrade and Conserve tourist sites	Prioritizing sites with urgent attention	<ul style="list-style-type: none"> ➤ Lobby for investors and resource mobilization ➤ Policy implementation ➤ Increase budget allocation ➤ Community education and training
Sustainable tourism	Homestay concept Community Based Tourism organisations	<ul style="list-style-type: none"> ➤ Educate, involve and encourage the community to take up the homestay concept. ➤ Empowering the community to establish CBTOs
Protect, restore and promote sustainable use of terrestrial ecosystems, sustainably manage forests, combat desertification, and halt and reverse land degradation and halt biodiversity laws	Enhance ecosystem integrity	<ul style="list-style-type: none"> ➤ Rehabilitation and conservation of Lake Kanyaboli ecosystem ➤ Lobbying for the definition of Lake Kanyaboli National Reserve land ownership ➤ Resource mobilization ➤ Conduct education and awareness on land uses compatible with conservation ➤ Lobby and advocate for conservation ➤ Undertake capacity building for communities, staff and other stakeholder ➤ Conserve and manage wildlife in Siaya County
Tourism standards	Facilitate compliance with set East African accepted standards. Improve the standards of tourism services	<ul style="list-style-type: none"> ➤ Reviewing hotel and restaurant classification criteria ➤ Coordinating compliance with regulations and standards. ➤ Capacity building of tourism Service Providers ➤ Establishment of a Tourism Excellence Award Scheme ➤ Domestication of tourism laws, policies and regulations.
Increase in Bed capacity	Increase tourist accommodation facilities Encourage home stay concept to increase bed capacity	<ul style="list-style-type: none"> ➤ Map out areas of potential hospitality investment ➤ Conduct investment forums ➤ Promotion of investment in tourism infrastructure

Development needs/issues	Priorities	Strategies
Marketing Tourism Products and facilities	Diversify tourist source markets (domestic and international) Increase awareness on tourism and tourism products Enhance tourism culture among locals	<ul style="list-style-type: none"> ➤ Promotion of available tourism products and facilities ➤ Develop marketing materials. ➤ Attend and organise exhibitions and trade fairs ➤ Sensitization and training of tourism stakeholders on sustainable tourism development and management
Sports talent development and management	Improve sports infrastructure and equipment	<ul style="list-style-type: none"> ➤ Construct sports facilities including Sports stadia/playgrounds and functional sports academies ➤ Renovate and secure sports facilities including Sports stadia/playgrounds and functional sports academies ➤ Provide sports equipment ➤ Promote sports tournaments
	Improve talent identification, training and sporting	<ul style="list-style-type: none"> ➤ Organize trainings for the relevant categories(Coaches, Referees, Players/athletes and Management units) ➤ Organizing tournaments from the grassroots up to the County level
Promotion, Conservation and Development of Cultural Heritage Establishment of infrastructure to promote culture and arts within the county Community empowerment	<p>Formulate policies guiding promotion and management of public cultural activities, entertainment and amenities.</p> <p>Promotion and conservation of culture</p> <p>Promotion of arts</p> <p>Construction and equipping cultural centres and entertainment facilities</p> <p>Construction of a museum complex(galleries, film production, music studio, theatre, language school, snake and fish park and botanical garden)</p> <p>Establishment of community resource centres</p>	<ul style="list-style-type: none"> ➤ Development and enactment of policies and legislations for management of cultural activities ➤ Research, documentation and preservation of cultural sites and artefacts ➤ support the development of performing arts for commercialisation ➤ Holding of cultural days and exhibitions ➤ Collection, preservation and purchasing of cultural artefacts ➤ Holding symposiums, community dialogue forums, talk shows and cultural revivals and development ➤ Identify, training and mentoring of upcoming young local artists ➤ Planning, designing and constructing cultural centres and entertainment facilities. ➤ Planning, designing and constructing the complex ➤ Construction of community resource centres in all County wards ➤ Mobilize and sensitise communities on preservation of cultural heritage in the changing environment
Governance	Information and communication technology	Diversify information sharing platforms

Development needs/issues	Priorities	Strategies
Information, communication and technology services	Improve ICT coverage	Establish and Invest in office automation Establish ICT platforms Develop operationalise LAN infrastructure

Sector Programmes

During the planning period, the sector will implement; general administration and support services, tourism and culture development and promotion; sports and talent development management.

Sub Programmes	Key Outputs	Key performance indicators	Planned targets				
			2018-2019	2019-2020	2020-2021	2021-2022	2022 - 2023
Programme 1 Name: General Administration, Planning and Support Services							
Objective: To provide transformative leadership, capacity and policy direction in service delivery.							
Outcome: Improved and efficient administrative and financial support services							
Legal and policy framework	Improved legal policy framework	No. of law enacted, implemented and reviewed	0	1	0	0	1
		No. of policies formulated, implemented and reviewed	1	2	0	0	0
		No. of Guidelines developed and implemented	1	2	1	0	0
		Review of the Tourism strategic plan in place	1	0	0	0	0
		No. of reports on implementation of policies, laws and regulation	1	1	1	1	1
Financial resource mobilization	Increased financial base	No. of proposals funded	0	1	1	1	1
		No. of public private partnership implemented	0	1	1	1	1
Human resource	efficient and effective staff	No. of staff trained on specific skills	5	5	5	5	5
General support services	Effective transport management	Percentage of functional vehicles in the department	100	100	100	100	100
		No. of new vehicles purchased	0	2	1	0	0
Programme Name: Tourism development and promotion							
Objective: To increase tourism sector contribution to county's economic development							
Outcome: increased revenue from tourism							
Tourism	Improved	Number of	1Documentary	1000	1500	2000	2000

Sub Programmes	Key Outputs	Key performance indicators	Planned targets				
			2018-2019	2019-2020	2020-2021	2021-2022	2022 - 2023
promotion and marketing	publicity on tourism	publicity materials available	1000 Brochures 1000 Guidebooks 1000 assorted specific books	brochures 1000 guidebook 2000 assorted books	brochures 1500 guidebook 2500 assorted books	brochures 2000 guidebook 2500 assorted books	brochures 2000 guidebook 2000 assorted books
		Number of events organized and attended	4 main events attended 2 main organized	5 3	5 4	5 4	5 4
		No. of Branded Signage's and billboards on all key entrances	4 billboards and 5 signages	6 5	8 6	10 6	0 0
Tourism infrastructure development	Improved tourism infrastructure	Number of Cultural sites developed	0	0	0	1	0
		No. of information centres	1	1	1	1	1
		No. of parcels of land designated for tourism investment	2	2	2	2	2
		No. of heritage sites Restored	2	2	2	2	2
		Number of natural sites developed	1	1	1	1	1
		No. of feasibility studies done on return on investment in conference tourism and beach hotels along lake Victoria	0	1	0	0	0
Programme 1 Name: sports talent development and Management							
Objective: To promote sports and talents							
Outcome: improved talent and sporting activities							
Sports and talent development	Functional Siaya county stadium (Phased from 2018-2022)	Complete and functional stadium	1	0	0	0	0
	Functional Migwena	Complete and functional sports	1	0	0	0	0

Sub Programmes	Key Outputs	Key performance indicators	Planned targets				
			2018-2019	2019-2020	2020-2021	2021-2022	2022 - 2023
	Sports talent academy(Phased from 2018-2022)	talent academy					
	Improved sports facilities including playgrounds	No. of sport facilities	7	9	11	13	15
	Sports talent developed within the County	No. of athletes participating in Half-race in lake Kanyaboli	300	350	400	450	500
		No. of traditional sports held	10	15	20	25	30
		No. of local teams supported with assorted sports equipment	100	80	100	120	150
		No. of youths mentored in sporting activities	30	40	55	60	70
		No. of policies and legislations enacted	1	2	1	0	0
		No of specialised talents developed	0	20	30	40	50
	Tournaments held	No. of tournaments held	7	7	7	7	7
Promotion of creative arts	Functional and diverse creative arts	No. of creative arts centre developed	1	1	1	1	1
		No. of creative arts events organised	1	1	1	1	1
Programme Name: Information & Communication Services							
Objective: To develop an integrated on-line service							
Outcome: Improved efficiency in service delivery across all sectors							
Management Information Systems	Improved efficiency through integrated on-line services	Office automation report	1	1	1	1	1
		County portal report	1	1	1	1	1
ICT Infrastructure	Reliable and Available ICT access and connectivity at all county offices	LAN infrastructure report	1	1	1	1	1
		High speed broadband report	1	1	1	1	1
County Enterprise Resource	Improved office efficiency	Functional County Enterprise Resource	0	1	0	0	0

Sub Programmes	Key Outputs	Key performance indicators	Planned targets				
			2018-2019	2019-2020	2020-2021	2021-2022	2022 - 2023
Planning (ERP)Management Information System	through automation	Planning (ERP)Management Information System					
Establish information Communication and Resources Centres	To improve accessibility of information to the public.	Information Communication and Resources Centres established	0	2	0	2	0

Flagship projects

Project Name	Location	Objective	Output/Outcome	Performance indicators	Time frame	Cost (Kshs)
Siaya County Stadium	Siaya	Improved sporting and talent nurturing in the county	Modernized and operational Siaya Stadium	Usable modern stadium	1,2,3,4,5	1.20 B
Got Ramogi Heritage centre	Ramogi	-Community empowerment Preservation of cultural heritage Promotion of tourism	-Job creation -Talent promotion -Knowledge development -Socio –economic development -Socio-cultural development	Developed, equipped and operational heritage centre	5 Yrs	100 M

4.3.11 Public Works, Energy, Roads and Transport

Sector Introduction

The sector is charged with: Construction and maintenance of county roads and bridges; offer technical supervision of all the county public works projects; installation of Street lights in urban centres; installation of solar light to off-grid areas, regulation of County public transport including ferries, jetties, airstrips, harbours; offer quality assurance in the built environment; standards control and Maintenance of County buildings. The sector envisions a world class roads, buildings, airstrips and other infrastructure facilities and services. The sectors' overarching mission is to provide a well maintained road network system and other related county transport infrastructure for sustainable socio-economic growth and development.

Swot Analysis

Key sector strengths include: Staff well acquainted with geographical area of the county; sector capacity to generate revenue and AIA; existence of MTF machines; availability of funds for roads maintenance (The Kenya Roads Board); existing legal and policy framework, and availability of a classified roads network. The table below gives strength, weaknesses, opportunities and threats analysis.

<p>Strengths</p> <ul style="list-style-type: none"> • Professional and skilled staff • Staff well acquainted with geographical area of the county • Capacity to generate Revenue and AIA • Existence of MTF machines • Budgetary allocation • Availability of funds for roads maintenance (The Kenya Roads Board) • Existing legal and policy framework • Availability of a classified roads network • Devolved/decentralised services to the sub counties 	<p>Weaknesses</p> <ul style="list-style-type: none"> • Limited technical capacity (fire fighting) • Absence of a materials lab leading to poor quality control • Inadequate budgetary provision • Poor enforcement of building regulations, leading to collapse of buildings, bridges) • Zero investment in research • Bureaucratic procurement procedures and delays in release of funds. • Lack of proper records of all county roads, public buildings and other infrastructure • Poor supervision, monitoring and evaluation • Limited adoption of ICT • Roads equipment and machines not well serviced and maintained
<p>Opportunities</p> <ul style="list-style-type: none"> • Existence of specialized skills required in roadworks and building construction • Political goodwill • Increasing demand for access roads • Increasing emphasis on research • Availability of modern technological equipment • Existence of PPP framework 	<p>Threats</p> <ul style="list-style-type: none"> • HIV/AIDS prevalence • Corruption in road construction projects • Uncoordinated implementation of road construction projects (KERRA, KURA, NGCDF) • Political interference and vested interest • Public interference (unregulated bumps) • Unfavourable soil types (black cotton soil) • Vandalism of solar street lights • Encroachment on road reserves

Needs Analysis

Key focus areas in the next five years include: County public works services; energy; General Administration, planning and support services, and County Transport Infrastructure. The table below gives an analysis of strategic issues, priorities and strategies.

NEEDS/STRATEGIC ISSUE	PRIORITIES	STRATEGIES
-----------------------	------------	------------

NEEDS/STRATEGIC ISSUE	PRIORITIES	STRATEGIES
County Transport Infrastructure	Improve accessibility, connectivity and security/safety	<ul style="list-style-type: none"> ➤ Opening, grading and graveling of new roads in all the 30 wards ➤ Regular Maintenance of existing county roads ➤ Construction of 3 fire stations and purchase of fire engine ➤ Tarmac County roads (Low volume tarmac) ➤ Upgrade airstrips ➤ Construct new class 1, class 2 and class 3 bridges across the county ➤ Construct and maintain county jetties ➤ Opening and maintenance of drainage systems in major urban areas ➤ Strengthening Public Private Partnership in roads construction ➤ Installation of street lights ➤ Employ Labour based approach to construct and maintain roads ➤ Construct and maintain Parking bays ➤ Construction of bus parks
General Administration, planning and support services	Improve sectors capacity to deliver services	<ul style="list-style-type: none"> ➤ Proper planning on the development and maintenance of county roads and ARICS ➤ Monitor and Evaluate the use of County roads ➤ Policy for MTF operations developed ➤ Recruitment and training of staff ➤ Develop Relevant policies and legislations (MTF roads, public works, transport policy) ➤ Operationalize Mechanical Transport Fund
County public works services	Quality Assurance and Standards, Development control (government buildings, roads, jetties and bridges)	<ul style="list-style-type: none"> ➤ Equip Materials laboratory ➤ Construct and equip sub County works yard ➤ Construction of foot bridges ➤ Kenya urban support programme projects(KUSP) ➤ Supervise construction of county buildings, and footbridges bridges ➤ Renovation and refurbishment of county public buildings

Sector Programmes

During the plan period, the sector shall implement: transport infrastructure development; transport management and safety; county government buildings services; street lighting and general administration and planning services.

Sub Programmes	Key Outputs	Performance Indicators	Planned Targets					
			FY 2018/19	FY 2019/20	FY 2020/21	FY 2021/22	FY 2022/23	
Programme 1	:Transport Infrastructure Development							
Objective	:To increase accessibility and mobility within the county							
Outcome	:Improved accessibility within the county							
County Roads and Bridges	New access roads opened, graded and gravelled	Kms of new roads opened, graded and gravelled	150km	150km	180km	180km	200km	
	Maintained and motorable roads across the county	Kms of existing county roads maintained	300km	300km	400km	400km	450km	
	Tarmacked	Kms of county roads	10km	3km	3km	3km	4km	

Sub Programmes	Key Outputs	Performance Indicators	Planned Targets				
			FY 2018/19	FY 2019/20	FY 2020/21	FY 2021/22	FY 2022/23
	County roads (Low volume tamarck)	tarmacked					
	New bridges constructed(class 1,2 and 3)	No of bridges constructed	1	1	1	1	0
	Well maintained bridges	No of bridges maintained	-	3	3	3	3
	New footbridges constructed	No. of footbridges constructed	-	1	1	1	1
	Functional Mechanical Transport Fund	MTF policy established	1	-	-	-	-
		MTF established	1	-	-	-	-
	Streets named	Number of towns with streets named	1	3	3	3	0
County airstips, jetties and support services	Upgraded airstrip	No. of airstrip upgraded	1	1	1	1	-
	County jetties maintained	No. of jetties constructed and maintained(construct 2 new jetties in yr3)	-	2	4	2	2
	Improved drainage systems in major urban areas	Number of urban drainage systems constructed	2	2	2	2	1
		Number of urban drainage systems and maintained	2	2	2	2	1
	Parking bays constructed	No. of parking bays designated and marked	1	3	3	3	3
	Bus park constructed	No. of bus parks designated and constructed	1	1	1	1	1
Programme 2	:County Government Building Services						
Objective	:Enhanced building safety and output quality in the built Environment						
Outcome	:Enhanced building safety in the built environment						
County public works	Materials laboratory equipped	No of Laboratory equipment procured and commissioned	5	5	2	2	2
	Sub Counties works yards constructed and equipped	Completion certificate/ Occupation certificate	-	1	-	1	-
	Public facilities maintained	Number of public facilities refurbished and maintained	2	1	2	1	2
	Supervise construction of county buildings	Monthly Project status reports.	All projects	All projects	All projects	All projects	All projects
Quality assurance and control	Buildings inspected	No. of buildings inspected	100	100	100	100	100
Programme 3	Energy and Energy Reticulation						
Objective	To promote energy and energy reticulation in the context of climate change.						
Outcome	Increased number of households adopting climate friendly sources of energy						
Energy	Improved	No.of households using	1,000	2000	1000	1000	1000

Sub Programmes	Key Outputs	Performance Indicators	Planned Targets				
			FY 2018/19	FY 2019/20	FY 2020/21	FY 2021/22	FY 2022/23
conservation (to include electricity, solar, biogas etc)	Renewable Energy Sources in the households	Improved Cookstoves					
	Installed Solar Grid systems	No.of Installed Solar power stations and grids	0	1	1	1	0
	Constructed Small Hydro-power stations	No.of Constructed Small Hydro-power stations	0	1	0	0	0
	Green energy initiative	No of solar powered boreholes	10	10	10	10	10
Programme 4	: General Administration, Planning & Support services						
Objective	: To improve safety and security within the working environment and in the county						
Outcome	: Improved security in the working environment and Effective Emergency Response						
County Fire fighting and lighting initiative	County fire fighting station constructed	County fire fighting station	1	1	0	1	0
	County fire fighting station equipped	Fire engines and associated equipment	0	1	1	1	0
	Existing solar lights maintained	Number of solar lights maintained	100	150	180	210	230
	Solar lights/flood lights installed in Urban centres and markets	Number of solar lights/flood lights installed	50	30	30	30	20
	Urban centres with Street lights	Additional number of urban centres with street lights	4	3	2	3	4
General administration	Strengthened operation capacity	No of vehicles/ motor cycles procured	-	1	-	1	-
		No of office blocks maintained	3	2	2	2	2
		No of ICT equipment acquired					
	Improved staffing level	Number of new staff hired	-	2	2	2	2
		No of staff trained	-	10	10	10	10
	County government public works project properly supervised	Supervision and cordination reports	200	200	200	200	200

TRANSFORMATIVE PROJECTS

Project Name	Location	Objectives	Output/ Outcome	KPI	Timeframe	Indicative Budget
Construction of well-equipped 3No. fire stations in Bondo	Siaya, Bondo Ugunja	To enhance safety and security and	faster response to fire incidences	Fire station complete	Year 1,2,3 and 4	210 million

Project Name	Location	Objectives	Output/ Outcome	KPI	Timeframe	Indicative Budget
Ugunja and Siaya town		secure properties		d		
Construction of crossing bridge across River Nzoia Connecting west Alego and west Ugenya	Alego/ Ugenya	To increase mobility and accessibility.	Long business hours and good road surface	Bridge constructed and functional	Year 3, 4 and 5	250 million

4.4 CROSS-SECTORAL IMPLEMENTATION CONSIDERATIONS

Programme name	Sector	Cross – Sector impact		Measures to harness or mitigate the impact
		Synergies	Adverse impact	
Tourism Product development	Public Works Environment	Infrastructure development	Environmental pollution Change of livelihood patterns	Sensitize and educate communities on environment conservation Empower community to engage in tourism related businesses Increase public participation and decision making
Trade development	Agriculture	Income improvement that create wealth Cross- cultural diversity that leads to exposure	Affect agri-business	Improve markets Establish incubation centres for agribusiness for youths
Health services	Water	Ensure water quality through CLTS/WASH/Health inspections Water quality assessment Control of water borne diseases	Water borne diseases	Health Promotion
Waste management	Water and Environment	Waste collection and disposal	Environmental impacts of landfills, dumpsites and incinerators	Proper location of the waste disposal facilities, Environmental Impact Assessment
Preventive and promotive health services/ curative services	Agriculture, livestock and fisheries	Policy formulation, Public education and outreaches Food and nutrition	Health and nutrition status	Improvement in inter-agency collaboration
Alcohol and drug abuse	Social services/NA CADA/Health	Clinical management. Referral, creating public awareness and rehabilitation.	Decrease in economic productivity Increase in HIV/STI	Intense Health Promotion Rehabilitation of affected.
County Pre-Primary Education; Vocational	Roads, infrastructure and public	Preparation of bill of quantities for infrastructural development, construction of roads for easy access to	Some roads opened are impassable especially	The roads can be made passable by murraming

Programme name	Sector	Cross – Sector impact		Measures to harness or mitigate the impact
Educational and Training Development ; County Social Security and Services	works	institutions and other areas of work	during the rainy period	
	Agriculture, livestock and fisheries development	The department plays a key role in the production of food resources that can be used in institutions of learning, the department will play a key role in the provision of wholesome porridge once the school feeding programme is rolled out	The over reliance on rain fed agriculture greatly affects yields	There is need to strengthen irrigation to reduce the over reliance on rain fed agriculture
	Water, Environment and Natural resources	The department will provide water for use in the institutions and homes	Weather changes affect the supply of water especially during the dry periods	Conservation measures including water harvesting to be employed
	Health and Sanitation	Helps in immunization, deworming and monitoring growth in the ECD children, helps in ensuring that the institutions maintain hygienic standards for habitation, helps in sensitization campaigns on HIV/AIDS	Sometimes the staff may be overwhelmed with work hence not be able to effectively deliver on the programmes	Staff in the institutions may be inducted to perform some of the functions
	Finance and Economic planning	Facilitates the smooth functioning of all programmes by providing the necessary financial resources, takes a lead role in guiding the preparation of the necessary statutory documents required to expend the financial resources	Delay in the release of funds for various programmes	Early requisition of the required funds
Crop development	Land	Agricultural production	Use of fertilizers leads to land degradation	Safe use of chemicals
Livestock management and development	-Agriculture,	Manure production used in farming	Competition for space/ resources	Cooperation
	Lands development	Land for livestock development	Competition for land Land degradation	Develop land use system
	Wildlife conservation	Land for livestock pasture	Livestock diseases Competition for pastures	Establishment of wildlife conservancies
	Irrigation	Irrigation for fodders and pastures	Competition for water use	Develop water use and management plan
	Forestry and Agroforestry	Source of livestock feed and bee forage	Deforestation	Forest use plan
	Trade	Marketing of livestock and livestock products	Competition for marketing structures	Policy guideline
	Cooperatives	Group development, value addition and commodity	Delayed payment	Cooperation

Programme name	Sector	Cross – Sector impact		Measures to harness or mitigate the impact
		marketing		
	Health	Human nutrition	Poor milk handling by vendors	Enforcement of hygiene standards
Veterinary services	Agriculture, livestock	Animal health and quality	Air pollution through chemicals	Educate on use of spraying facilities
	Health	Control of zoonotic diseases	human diseases	Collaboration of two departments
	livestock	Animal breeding services	inbreeding	Collaboration
	Forestry and Agroforestry	Disease control	Deforestation	Forest use plan
	Trade	Marketing of livestock and its products	food and feed safety -disease control	Policy guideline

CHAPTER FIVE

IMPLEMENTATION FRAMEWORK

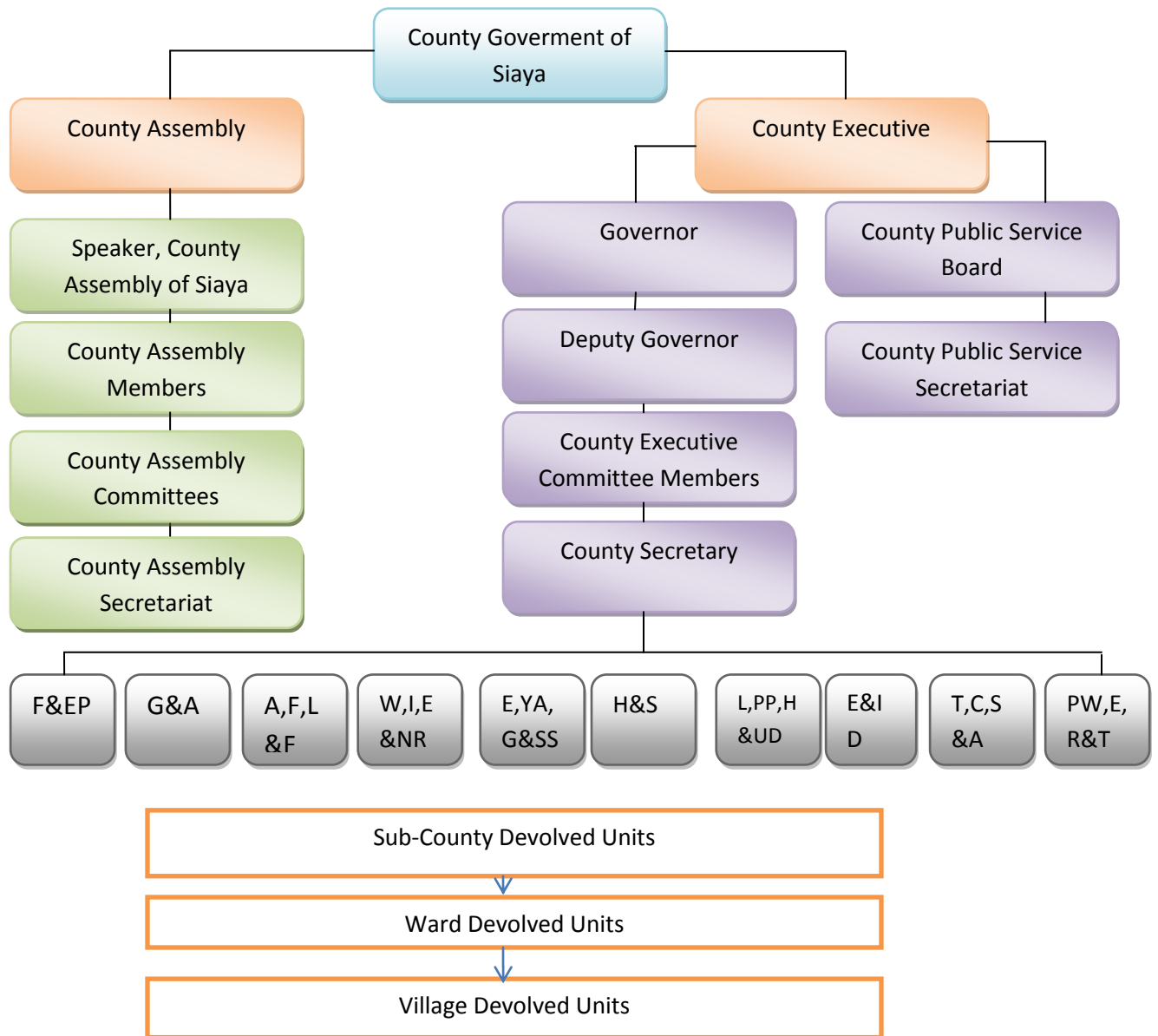
5.1 Introduction

The Chapter outlines the Institutional Framework and Organizational Flow that will govern implementation of the plan, resource requirement and mobilization.

5.2: Institutional Framework

Proposed projects and programmes, including those that fall under National government, will be implemented by the County Government through respective Ministries, Departments and Agencies represented within the County. All projects that fall under the County Government will be implemented by the County Executive and its decentralized structures up to the ward level. The County Government will play the role of facilitation through legislation and resource allocation but the responsibility of implementation of the plan will lie with the various technical departments and development institutions in the county.

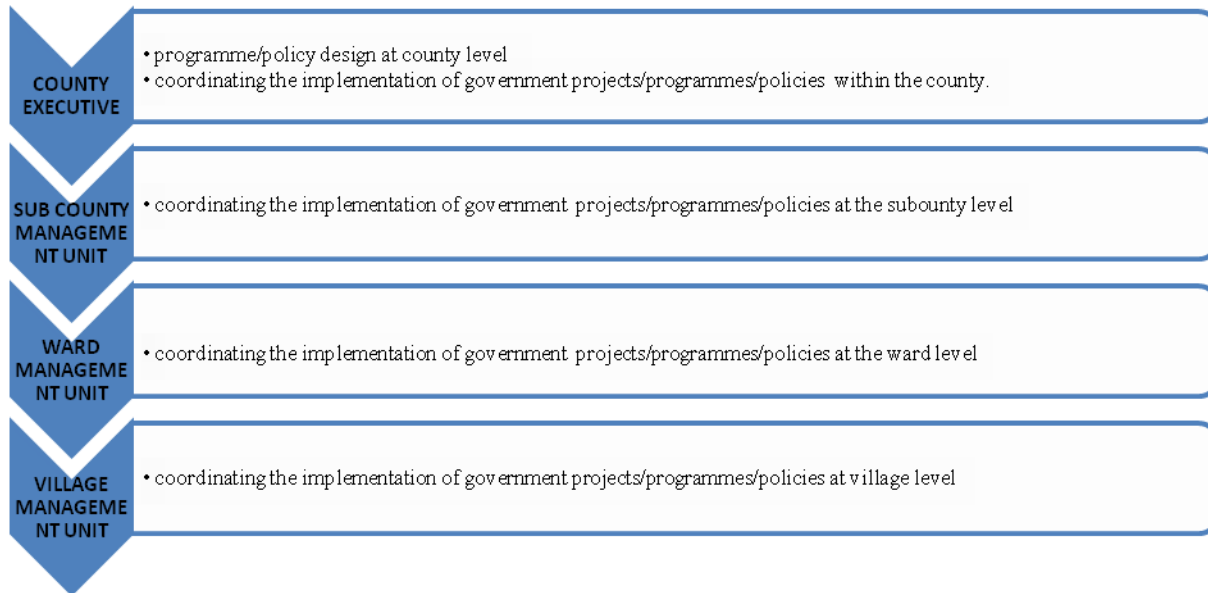
The County Government leadership will also oversee the implementation. All implementing departments will be expected to prepare Annual Development Plans, Annual Budgets and thereafter develop work plans based on the approved budgets. The CIDP will form the basis for budgeting for the County. Implementing agencies will be expected to produce Quaterly and Annual Progress Reports on implementation of the CIDP. The chart below illustrates the County Government of Siaya structure within which lies implementation framework for the County Integrated Development Plan.



County Coordination Framework:

The Sub-County Administrative units will coordinate the implementation of government projects/programmes/policies at the sub-county level while at the Ward level the function will be performed by the ward administrative units.

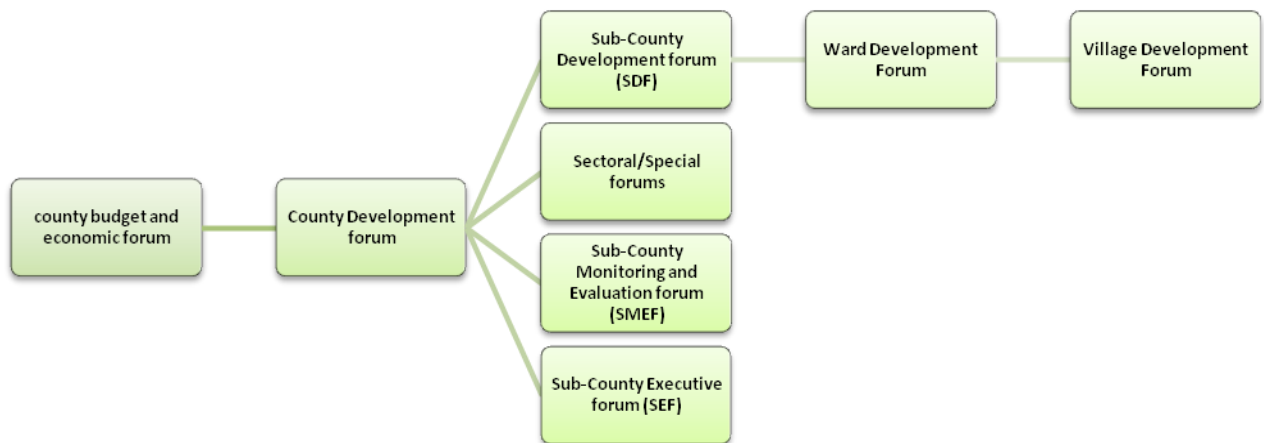
The organizational flow that will be followed while implementing this integrated development plan is outlined in the chart below:



Siaya County Organizational Flow

Project implementation framework

Projects and programmes are coordinated, implemented and monitored through various development forums at the County, Sub-County and Ward levels from which new project proposals and on-going projects are reviewed and final recommendations on the same submitted to the County Executive Committee member in-charge of Finance and Economic Planning for implementation. This is illustrated in the chart below:



Project Implementation Framework

- a) **County and Sub-County Development forum:** overall authority in policy implementation, coordination and supervision of projects are vested in these forums. The membership of the forum shall include among others: the National and County Departmental Heads, Non-Governmental Organizations, Faith Based Organizations, NG-Constituency Development Fund Rep, Member of National Assembly, Women Representative (MYW), Members of County Assembly, Youth Representative and PWLD.
- b) **County and Sub-County Executive forums:** the membership of the forum shall include the National and County Heads of Departments. The committee shall be mandated to report and provide technical support to the County and Sub County Development Forums.
- c) **County and Sub-County Monitoring and Evaluation forum:** these forums are mandated to undertake all monitoring and evaluation activities aimed at improving the effectiveness and quality of tracking implementation of various development policies, strategies, programmes and projects. The forum is all inclusive as it draws its membership from within government and civil society organisations and other interest groups
- d) **County and Sub-County Special/Sectoral forums:** These are mandated to undertake implementation, supervisory and overall review of projects in their sectors at all levels. The committees will nominate a Chairperson to steer the management and coordinate various meetings with the technical person in-charge of the sector being the convener

5.3 Stakeholders, stakeholder roles, and coordination

Development partners and other stakeholders will implement their programmes and projects within the set framework of the sector of interest and within other county structures. It is hoped that these stakeholders will provide invaluable support to the County government in achieving the objectives of this development plan. Support from these stakeholders will be in form of both financial and technical support.

The County will legislate or formulate appropriate policies to guide operations of these stakeholders' at all administrative levels in view of streamlining their operations to avoid duplication of interventions.

- a) **Health Sector:** The major stakeholders in the *health* sector are the County government, National government, people of Siaya county and development partners. The sector

coordinates the stakeholders through quarterly forums at the sub County and county levels, stakeholder participation in the preparation of the Annual Work Plans. Furthermore, an annual partner mapping is carried out by the department. The key development partners in the Health sector are indicated in the table below.

Role of Stakeholders in Health

S/no	Partner	Support
1	CHS	HIV/TB, Nutrition, Staffing,
2	ICAP	Quality Assurance in HIV program
3	UNICEF	MSE, Child health, Immunization , Vitamin A supplementation, Community Health Strategy, WASH
4	AMREF	Maternal, reproductive and child health, nutrition Program
5	CARE KENYA	Maternal, reproductive and child health, nutrition Program, Wash
6	FRED HOLLOWS	Eye Care Support, Capacity Building and Equipment Support.
7	Red Cross	Reproductive Health, Nutrition, Community Health Services, Waste Management/WASH, Disaster management
8	Mild May	HIV/AIDS care, community strategy
9	PATH(ECD), MACEPA	Early Childhood Development, Malaria Prevention, Control and management, Nutrition
10	IRDO	HIV Testing, Malaria, Community TB
11	CMMB	HIV Program,
12	Sane Landin (SLCC)	HIV Program,
13	ACE AFRICA	HIV Program, Reproductive health intervention, WASH/Jiggers Control
14	WORLD VISION	Reproductive Health, Community Health Strategy, OVC/ WASH, HIV
15	KARP	HIV Program,
16	MATIBABU	Reproductive Health, Community Health Strategy, HIV/AIDS care
17	PLAN INT.	Maternal, Reproductive and Child health, WASH, Advocacy
18	MAP	nutrition Program
19	GAP	TB Program
20	GIS	TB Program
21	FHOK	Reproductive Health/ Maternal and Adolescent Health Interventions, PAC, Nutrition
22	KEMRI/CDC	HIV/AIDs care, Malaria research and control, TB
23	KMET	Family Planning/RH,NutritionProgram,Advocacy
24	PS Kenya	HIV prevention, Malaria prevention, Social mobilization
25	Palladium Group	HMIS
26	KSCSS	Strengthening Supply Chain Management
27	IPAS	Reproductive Health
28	OMEGA	Family Planning
29	ESHE	Family Planning
30	Network for Adolescent and Youth in Africa (NAYA)	Advocacy: Adolescents Care, Reproductive Health, HIV Care

- b) **Agriculture, Livestock and Fisheries:** This sector will establish a County stakeholder forum in addition to the existing quarterly ones at the sub County level. The sector will also be sensitizing farmers on the existence of various stakeholders and their operations within the County to ensure that they are fully informed. This will be very instrumental to avoid duplication of efforts. The major stakeholders in this sector are shown below:

Role of Stakeholders in Agriculture, Livestock and Fisheries

Stakeholders	Role
ICIPE	Technology Development, capacity building
USAID	Capacity building
Farmer/Processor Associations (KLPA, KFA, KENAF, AKEFEEMA, AFIPEK, BMUs)	Farmer mobilization; Advocacy and lobbying on agricultural issues; Resource mobilization.
GIZ AND GIZ PARTNERS	Food security interventions, Soil Protection & Rehabilitation, Green Innovation
USAID KAVES	Supports fruit, cereals and dairy value chains
ICRISAT (International Crops Research Institute for Semi-Arid and Tropics)	Research for development sorghum, F/millet, groundnuts
World Health Organization (WHO)/ OIE-International Office for Animal Diseases	Vaccines provision Disease surveillance Export market for livestock products
Regulatory bodies (KVB, KDB, NACADA, KEBS, KEPHIS, PPBK, WHO, NEMA,HCDA)	Capacity building, regulations, quality assurance
Farmers/ Producers	Adopt and implement technologies, Provide feedback
Faith based Organizations	Community mobilization, Counselling,
Input Suppliers and manufacturers (Pharmaceuticals, Seed Companies, Agrovets, Farm machineries and equipment suppliers, Feed Millers)	Research, manufacture , supply of farm inputs and training
AHADI	Financial and Technical support in policy development
NGOS/CBOS (Heifer International, Send a cow, World Vision, Red Cross, Plan International, Care Kenya, Vi-Agroforestry, Farm Africa, Pathfinder International, WeltHungerHilfe, GOPA	Capacity building, Provision of farm inputs
Financial & Insurance Institutions (Banks, Micro finances and Government Cooperations, insurance Cos.)	Financial services (Loans, credit, insurance
Private Sector (Dominion farms, Mabro Fish Farm, Jewlet fish farm, Investors in Fish Processing, Agricultural Commodity processors	Investments , products value-addition and marketing
Professional Bodies (KVA, APSK, KASPA, KVPA, KALT, KMA, KESAP, EIK,AAE)	Capacity building, staff welfare, lobbying, professional discipline
MEDIA	Education, Publicity, Dissemination

Stakeholders	Role
Research Organizations (KALRO,ICRAF,KEMFRI	
Educational Institutions(JOOUST,Maseno Egerton Universities, Siaya Technical training Institute	Partnership and collaboration in training

- c) **Education, Youth Affairs, Gender and social services:** Major stakeholders in this sector include: Ministry of Education, National Youth Forum, Constituency Development Fund, National Funds for People Living with Disabilities (NFPLWD), Plan International, Child Fund, UNICEF, UNESCO World Bank, National Gender and Equality Commission, National Youth Council, Athletics Kenya, National Fund for the Disabled to replace National Funds for People Living with Disabilities, Department of Culture, Children Services, Ministry of Devolution and Planning (Uwezo Fund), Disability Council, Help Age Kenya, Faith Based Organizations.

Roles of Stakeholders in Education, Youth Affairs, Gender and social services

Stakeholder	Role
Community	Provision of resources: land, capital and labour Programme beneficiaries at as M&E agents
County government of Siaya	Provision of technical human capacity and financial support. Establishment of legal and policy framework for service delivery M&E of sector development programmes
NGOs, CBOs, FBOs, CSOs	Provision of human technical and financial support in implementation of sector policies projects and programmes
National government	Formulation of national policies that govern the sector. Provision of Security M& E of sector programmes Technical support for County government

- d) **Roads and Public Works:** The major stakeholders in this sector include the Constituency Development Fund, Kenya Roads Board, KERRA, KURA, KENHA, Ministry of Roads and Infrastructure, IEK, ERB, NCA, KABCSEC, AAK and IQSK.

Role of Stakeholders in Roads and Infrastructure

Stakeholder	Role
KeRRA	To construct and maintain rural roads
KeNHA	To construct and maintain national trunk roads
KuRA	To construct and maintain urban roads
KRB	Finance both county and National government agencies
County Government	To construct and maintain County roads
Kenya Wildlife Service	To construct and maintain roads within game parks and reserves

Stakeholder	Role
African Development Bank	Major financier for road construction
World Bank	Major financier for road construction
IEK, ERB, NCA, KABCSEC, AAK, BORAQS and IQSK	Professional regulatory bodies in the sector

e) Roles of stakeholders in Finance, Planning and Vision 2013

Stakeholders	Role
Office of controller of budget	To approve withdrawal from exchequer To oversee implementation of the budget
The public	To participate in the budget preparation To oversee the implementation of the budget
Suppliers/creditors	Interested in the debt repayment plans in the budget
Debtor	Interested in financial bills and related financial legislation
National government	Linkage of County government policies to national government policies Capacity building, intergovernmental relations act
Kenya National Bureau of Statistics	To provide policy guidelines on data collection, compilation, disseminations and maintenance of the national statistical system
NCPD	Provides policies on population and development
UNFPA	Provides technical expertise and setting of international standards on population
UNDP	Provides technical and financial support on socio-economic development
UNICEF	Provides technical and financial support on the social intelligence reporting (SIR) and electronic project management information system (E-promis)
IFAD	Provides technical and financial support in various sectors
AfDB	Community empowerment and institutional support Programme (CEISP)
UNPF	Promote and appreciate involvement in development activities
CRA	Determine the proportion of revenue to be shared between the National and County governments
SRC	Review and determine salaries and remuneration to be paid out to state officers and other public officers
KRA	Collect taxes
USAID-AHADI	Provides technical and non capital support to strengthen devolution
KENAO	To determine if proper books of accounts are being kept and reflect the true picture of finances in the county

f) Roles of stakeholders in Trade, Industry, Cooperatives & Labour

Stakeholders	Role
Ministry of EAC Affairs, Commerce and Tourism	Technical Support
Ministry of Roads and Infrastructure	Technical Support, formulating national policies on transport. construction of national trunk roads
Saccos	Technical Support
Ministry of Industry and Enterprise Development	Technical Support. Formulating national policies on trade and enterprise development.
Donors	Financial and Technical Support
Parastatals(EPC, KENINVEST, KIRDI, KEBS, MSEA, KIPi, Consumer Protection Board and Anti-Counterfeit	Technical Support

Stakeholders	Role
Agency)	
Saccos	Technical Support
Universities(JKUAT, Kenyatta , Nairobi, Strathmore)	Technical Support
Siaya County Government	Undertaking implementation of programmes/policies/projects in the sector

g) Roles of stakeholders in Stakeholders in Water, Irrigation and Environment

Stake holder	Role
Water Resources Management Authority	
Ministry of agriculture	Capacity building on appropriate agricultural practices
KFS	Capacity building on type of trees and planting spacing, and sourcing of seeds
NEMA	Capacity building on protection of environment and enforcement of Law.
Provincial administration	Mobilization and enforcement of Law.
Meteorology	
All government Departments whose activities are sensitive to weather and climate.	First track climate and weather information into their plans and activities
All NGO'S CBO'S With Climate and weather programs.	First track climate and weather information into their plans and activities
All users of climate and weather information.	First track climate and weather information into their plans and activities
Traditional Rain forecasters	In-cooperated into identification of impacts and enhancement of weather dissemination

h) Roles of Stakeholders in Governance and Administration

Stakeholder	Role
Kenya Police Service	Maintaining Law and Order
Kenya Wildlife Service	To secure Wildlife resources
Ministry of Interior and Coordination of National Government	To provide back stopping on National Government Issues
The Judiciary	Agent of dispute resolution
The general Public	Consumers of government goods and services.
Council of governors	Interpretation of external policies
Other county governments	Intergovernmental engagements
Civil society players	Facilitate citizen engagements on good governance
Donor community	Are partners to Augement county programmes
Media	To provide communication platform

Roles of Stakeholders in Public Service Board

Stakeholder	Role
Member of County Assembly	Legislating on policies, Bills and Draft Legal Documents initiated by the Board.
Salaries and Remuneration Commission	Advisory on remuneration of County officers
Public Service Commission	Advisory on Human Resource matters
Trade Unions	Advocate for employees right
Employees of the County	Proper utilization and protection of County resources

Executive	Allocate adequate resources for the operations of the Board
General Public	Provide feedback on service delivery.
Media	To provide communication platform.
AHADI	Financial and Technical support in policy development

i) Roles of Stakeholders in Tourism, Culture, Sports and Arts

Stakeholder	Role
Kenya Tourism Board	To promote and market Kenya as a tourist destination internationally and locally
Ministry of Tourism-National Government	To promote development of tourism industry in Kenya
Kenya association of hotelkeepers and caterers	To protect and represent the interest of hotels, lodges, restaurant and membership clubs
Kenya Association of travel agency	To champion and represent the interest of travel agent industry
The Football Kenya Federation	To run and manage football in Kenya
Schools	Provide facilities for sporting activities
Betting companies	They sponsor sporting tournaments and clubs

J) Role of Stakeholder in Lands, Physical Planning, Housing and Urban development

Stakeholder	Role
World bank	To establish and strengthen urban institutions to deliver improved infrastructure and services
National Government (Department of Housing)	Provide adequate, affordable and decent housing units
National Government(Department of Lands and Physical Planning)	Ensuring efficient administration and sustainable management of land resources in the country
National Housing Corporation	Implementation of government housing policies and programmes
Land Control board	To have jurisdiction over land control area

5.4 RESOURCE MOBILIZATION FRAMEWORK

This sub chapter explains the resource mobilization measures which include; Revenue Raising, Asset Management, Financial Management, Debt Management, Capital Financing and Accountability. The section also detail resources expected from own-source, equitable share of national revenue, expected conditional grants from National Government or development partners and Public Private Partnership arrangement

5.4.1 REVENUE MOBILIZATION

The Government of Kenya is increasingly constrained in mobilizing the required financial and technical resources. Growing urban population, increasing rural–urban migration, and all-round demand for social and economic development have compounded the pressure on the existing

infrastructure: this has also increased the demand–supply gap. This plan therefore proposes framework for maximizing existing resources and securing new and additional resources for the implementation of county programmes and projects

The existing revenue sources for the county include: own source revenue and national government transfers in the form of equitable share and conditional grants. The county therefore will maximize on these resources as discussed below:

Local Revenue Collection: The County generates revenue from locally mandated sources as contemplated in article 290 (3) of the constitution. These legally mandated sources include; property and entertainment taxes, licenses and fees for any services they provide in accordance with the stipulated laws. Some of the licences and fess include; rents, fines, forfeitures, rates (direct and indirect), business permits and licences, parking fees and cess.

In order to maximize on this source of revenue, completion of digitization of revenue collection system will be prioritized. This will streamline the revenue collection system, seal all leakages, increase revenue collection base and reducing cost of revenue collection thereby enhancing efficiency in revenue management and increase collection. In addition there will be an investment strategy towards construction of bus parks and parking bays to increase revenue streams. In order to secure this much needed funding for development; there will be formulation and facilitation of the enactment of appropriate pieces of legislation such as finance bills and strengthened enforcement to ensure compliance during the plan period.

National Transfers: The National Treasury is mandated to mobilize domestic and external resources for financing National and County Governments. Article 202 of the Constitution 2010 stipulates how revenue raised nationally shall be shared equitably among the National and County Governments and further states that County governments may be given additional allocations from the national government’s share of the revenue, either conditionally or unconditionally. This equitable sharing is premised on the following parameters set by the Commission of Revenue Allocation (CRA); population (45 per cent), equalshare (26 per cent), poverty (18 per cent), land area (8 per cent), fiscal effort (2 per cent) and development factor (1

per cent). To maximize the equitable share from the national government, strategic measures will be put in place to enhance county's fiscal effort and increase development factor during the plan period

Loans and grants: Loans is another important source of funding especially for capital investments and long term projects and programmes which the county may consider as a new and additional source. Article 212 of the constitution 2010 provides that county governments may raise revenue through borrowing guaranteed by the national government and approved by the county assembly. The County Treasury having been mandated by the PFMA 2012 to mobilize resources for funding the budgetary requirements of the county government and putting in place mechanisms to raise revenue and resources will carry out due diligence and adopt it as and when appropriate during the plan period.

Grants are financial assistance from development partners with specific conditionalities which must be adhered to by the recipient. Based on historical trends the county has received grants from development partners and the allocation has been increasing since financial year 2014/15. In order to maintain the growth trajectory, the county will endeavour to ensure strict compliance with the conditionalities that accompany the grants and enhance accountability and transparency of the funds received for implementation of programmes and projects in the plan.

Public Private Partnerships: This is a government service or private business venture which is funded and operated through a partnership of government and one or more private sector companies. Under this arrangement, the county government in collaboration with the private sector or business community will jointly participate in the implementation of major development projects including but not limited to major construction works, roads, sewerage systems, hospitals and schools. The rules relating to PPPs are anchored in the PPPs Act no, 15 of 2013 Kenya gazette supplement. This arrangement is fast, efficient and cost effective in the implementation of projects; provides better project design and spreads risks associated with major projects.

In Kenya there has been considerable progress in attracting private investment into the country. Therefore there is a potential for Public Private Partnerships (PPPs) to contribute more and help bridge the development gaps at the county level. Towards this new and additional financing model the county will strive to use the developed framework, host forums and conferences to woo investors.

5.4.2 ASSETS AND FINANCIAL MANAGEMENT

Asset Management: This is a systematic process which allows for the operation, maintenance, upgrading and disposing of physical assets in cost effective manner. In order to keep track of assets the county will prepare Assets register and also consider an option of preparing an Asset management policy to deal with the choice dimension and expected outcomes of such assets so as to minimize operational costs thereby releasing funds to other programmes and projects with positive impacts on the county populace.

Financial Management: This refers to planning, organizing, directing and controlling financial activities of the county so as to enhance efficiency and effectiveness in management of financial resources. The national government through National Treasury shall design and prescribe an efficient financial management system for the national and county governments. These will ensure transparency in financial management and standard financial reporting as contemplated by Article 226 of the Constitution, the Public Finance Management Act of 2012 and other Financial Regulations. The County Treasury, subject to the Constitution, will ensure full roll-out of the IFMIS modules which will help in monitoring, evaluating management of public finances and economic policies of the county government through coordination and preparation of estimates of revenue and expenditure of the county government. In addition the County Treasury will also ensure compliance with accounting standards prescribed and published by the Accounting Standards Board from time to time

5.4.3 DEBT MANAGEMENT

This refers to the County government's objectives, strategy and plans for the management of its debts during the plan period 2018/19 to 2022/23. Debt in this context refers to funds borrowed

by the county which includes contracting or guaranteeing of domestic and external (foreign) debt through loans, financial leasing, on-lending and any other type of borrowing, including concessional and non-concessional borrowing

During the implementation of the plan, the county may consider contracting a debt to facilitate implementation of her programmes and projects, therefore a debt management strategy will be developed to maintain debt at sustainable and affordable levels, ensure that any new borrowing follows fiscal responsibility guidelines for a fit purpose; from an allowable source; and with acceptable terms and conditions and consolidate fiscal, legal, institutional and operational measures that ensure that the above objectives are met.

5.4.4 CAPITAL FINANCING AND ACCOUNTABILITY

Capital Financing: This refers to financial resources that the county borrows and amount generated internally to finance development programmes and projects during the implementation of the plan.

Accountability: This refers to the obligation of the county to account for and accept responsibilities for money received from lenders. The County may consider contracting a debt to facilitate implementation of her programmes and projects, therefore a framework will be developed to guide the process of capital financing and enhance accountability on utilization of received financial resources.

5.4.5 REVENUE PROJECTION

The County Government is currently implementing FY 2017/18 budget totalling to Kshs. 6.3 Billion comprising Kshs 5.5 billion, Kshs. 546 million as equitable share and conditional grants respectively from national government. In addition local revenue collection is targeted at Ksh. 270 million. Based on historical trend on allocation and collections the county projections on transfers and receipts are as shown in the table below:

Revenue Projections

Type of Revenue	2018/19	2019/20	2020/21	2021/22	2022/23
Local Revenue (Kshs in Millions)	275	303	333	366	403
Equitable Share (Kshs)	6,050	6,655	7,321	8,053	8,858

Type of Revenue in Millions.)	2018/19	2019/20	2020/21	2021/22	2022/23
Conditional Grants (Kshs in Millions)	500	550	605	666	732
Equalization fund(Kshs.)	0	0	0	0	0
Other Sources (Specify)					

NB: Equalization fund is transferred to counties which are considered to be marginalized of which County of Siaya does not belong, therefore no receipts from this fund.

Other Sources may include Capital Financing and PPP arrangement but at the moment no such arrangements have been initiated.

CHAPTER SIX

MONITORING AND EVALUATION FRAMEWORK

6.1 Introduction

The constitution requires adherence to principles of good governance and transparency in the conduct and management of public programmes and projects. Performance monitoring and evaluation is a pivotal development and service delivery tool for management. M&E is a tool which tracks progress in programme implementation and provide feedback for the management to take action at the earliest opportunity. It is expected that county's should put in place County Integrated Monitoring and Evaluation system to ensure sharing of Information on implementation of the CIDP. Monitoring and Evaluation function is domicile in the department of Finance and Economic Planning. However, monitoring and evaluation unit is understaffed. The county is in the process of establishing monitoring and evaluation committees as outlined in the table below.

During the first plan year, the county will put in place relevant committees envisaged in policy and law and ensure a functional CIMES and M&E units in the departments, sub-counties and at the ward levels.

Details of committees, memberships, responsibilities and frequency of meetings

COMMITTEE OR FORUM	MEMBERSHIP	RESPONSIBILITIES
County Assembly Committee responsible for Finance & Planning	MCAs	Receive county M&E reports, review and present to the County assembly
County Intergovernmental Forum	<ul style="list-style-type: none"> • Chair: Governor or Deputy Governor in Governor's absence, or member of Executive • Committee nominated by the Governor. • Membership: • All Heads of Department of National Government at county level including County Commissioner. County Executive Committee members or their nominees in writing. • Convenor: CEC member responsible for finance and economic planning functions at the county level. 	<ul style="list-style-type: none"> • harmonization of service delivered in the county; • Coordination of development activities in the county; (coordination of intergovernmental functions and (Other functions provided for by or under any law. • Receive M&E reports from CoMEC, review, endorse and pass to the County Assembly, Committee responsible for Finance & Planning, • Give policy directions on M&E at the county level.
County Citizen Participation Fora	<p>Chair: Chief Officer or CEC responsible for the topic of the forum.</p> <p>Membership: Representatives of NGOs, and Civil Society Organizations. Representative of Evaluation Society of Kenya. Representatives of rights of minorities, marginalized groups and</p>	<ul style="list-style-type: none"> • Protect and promote interest and rights of minorities, marginalized groups and communities and their access to relevant information. • Participate in process of formulating and implementing development projects

COMMITTEE OR FORUM	MEMBERSHIP	RESPONSIBILITIES
	<p>communities. Representative of private sector business community. Development partners’ representatives in the county. Convener: Responsible CEC or Chief officer</p>	<ul style="list-style-type: none"> • And programs Participate in establishing specific performance standards. Promote public-private partnerships and encourage • Direct dialogue and concerted action on • Sustainable development. • Review and give feedback to M&E reports. • Develops and reviews CIDP.
<p>County M&E Committee CoMEC.</p>	<ul style="list-style-type: none"> • Co-Chairs: County Secretary and senior representative of the national government nominated by the County Commissioner in writing. • Membership: Heads of technical departments of the national government at county level <ul style="list-style-type: none"> • County chief officers • County Assembly Clerk • Court Registrar • Representatives from devolved funds • Convener: <ul style="list-style-type: none"> • Chief Officer or county director responsible for planning and M&E functions. <p>Technical Representatives managing all other Non-Devolved Funds in the County.</p>	<p>Oversee delivery, quality, timelines and fitness for purpose of M&E reports. Drive service delivery through Performance Management and M&E.</p> <ul style="list-style-type: none"> • Receive, review and approve county and sub-county CIDP, Annual Development Plans, work plans, M&E work plans and M&E reports. • Convening County Citizen • Participation Fora. • Mobilization of resources to undertake M&E at county and Sub-county level. • Approve and endorse final county indicators. • Submission of M&E reports to CEC, Council of Governors, constitutional offices and other relevant institutions, including MED. • Dissemination of M&E reports • and other findings to stakeholders, including to County fora
<p>Technical Oversight Committees (TOC)</p>	<ul style="list-style-type: none"> • Chaired by: Chief Officer, or • Director, Finance and Planning. • Up to ten technical officers versed in M&E from a balanced group of county • Departments and non-devolved function • department • Convener: • Head of M&E Unit 	<ul style="list-style-type: none"> • Prescribe methodologies on evaluation. • Provide expert advice and review of the M&E report before it is passed on to CoMEC for endorsement.
<p>M&E Unit</p>	<ul style="list-style-type: none"> • Chair: Director of County • Economic Planning Department. • Membership: <ul style="list-style-type: none"> • M&E Officers under Director of • Economic Planning. • Convener: County M&E officer (CoM&Eo) 	<ul style="list-style-type: none"> • Provide technical support and coordination of CIMES, including its institutionalization within the county; • Prepare periodic CIMES performance Reports for presentation to CoMEC; • Supporting the development of capacity for M&E through training, coaching and • Mentoring. • Coordinate regular M&E reports produced within the county departments and other agencies resident in county. • Support the implementation of the CIMES Guidelines and • Standards as the main M&E tool across the county • Maintaining the support systems that underpin reporting such as the monitoring Website and database of M&E annual progress reports, ADPs,

COMMITTEE OR FORUM	MEMBERSHIP	RESPONSIBILITIES
		<ul style="list-style-type: none"> • Findings and recommendations, maintain meta-evaluation data.); • Systematically capture lessons learnt from successes and failures
Sector Monitoring & Evaluation Committees (SMEC)	<ul style="list-style-type: none"> • Chair: A Chief Officer or Director from a relevant county department responsible for M&E. Sector relevant county departments' Chief Officers, equivalent national government representative from that sector and sector relevant CSOs. • (The County may define sector as a department or crosscutting ministries such as Production Sector, Social Sector and Governance Sector.) • Convener: Chief Officer or Director of County Economic Planning Department 	<ul style="list-style-type: none"> • Responsibility and frequency of SMEC at Sector level in support of functions of CoMEC in county.

6.2 Data collection, Analysis and reporting mechanisms.

Monitoring tracks achievements of set targets and provide feedback on gaps. The county monitoring strategy shall seek to have a clear data collection, analysis and reporting mechanism to ensure data is collected at all levels of responsibility and is shared with the management over time.

Data collection: Data collection and analysis are concurrent. Data will be collected periodically depending on nature of activity on the identified outcome/impact indicators. Participatory approaches will be used in data collection to ensure both qualitative and quantitative data are collected on all the indicators. Standard data collection tools will be adopted to ensure uniformity, relevance and timeliness of information (proposed data collection tools attached). Data will be collected at the point of service/ the lowest unit where service is provided and analysis done by the M&E unit. This will produce monthly, quarterly, half-year and annual report on implementation progress.

Reporting Mechanism; periodically M&E reports will be produced and shared with section heads, Directors, Chief Officers, County Executive Committee, The Governor and The assembly. In addition, on a quarterly basis, M&E reports will be shared on extra-county government stakeholders. M&E reports will also be posted on the county website for purposes of reaching wider majority.

6.3 Monitoring and Evaluation Impact and Performance Indicators

Summary of M&E impact and performance indicators

Sector	Sector indicator	Situation in 2018 (Baseline)	Mid -term projection (2020)	End term projection (2022)

Sector	Sector indicator	Situation in 2018 (Baseline)		Mid -term projection (2020)	End term projection (2022)
health	Proportion of children under 1year who are fully immunized	80% (MoH DHIS 2018)		90%	95%
	Proportion of HIV infected persons among the County's total population by sex	M	F		
		22.8%	26.4%		
	% Receiving Antiretroviral among those eligible by Sex	M	F		
		33.9%	66.1%		
	Proportion of women of Reproductive age screened for cervical cancer	20% (MoH DHIS 2018)		70%	80%
	proportion of Women using modern Contraceptive Prevalence Rate (mCPR)	56.6% (MoH DHIS 2018; PMA 2020 R5)		70%	75%
	Proportion of children under 2 years receiving ECD services	ND		30% (MoH DHIS 2018)	60%
	proportion of Pregnant women attending at least 4 ANC visits	50%(MoH DHIS 2018)		70%	80%
	Proportion of Children with stunting (height for Age)	24.7%(MoH DHIS 2018)		14.7%	5.7%
	Nurses (per 100,000 population)	1:1997(Siaya AWP 6)		1: 1500	1: 1400
	Doctors per (100,000 population)	1:17236(Siaya AWP 6)		1:15000	1: 13000
	Preventive services Budget	38,709,197		46,838,128	56,674,135
	Curative services Budget	497,650,718		602,157,368	728,610,416
Proportion of deliveries conducted by skilled birth attendants	65% (MoH DHIS 2018)		77%	80%	
Education	Primary Net Enrolment ratio (boys:girls)	50:50		50:50	50:50
	% of 15+ yrs cannot read and write	18.25%		12%	<10%
	Primary average year of attendance	6.4 years		7 years	7years
	Primary Gross Enrolment Rate	110%		108%	104%
	Secondary Net Enrolment ratio (boys:girls)	50:50		50:50	50:50
	Secondary average year of attendance	3.6 years		3.7 years	3.8 years
	% of community within 0-1 km of a public secondary school	29.7%		40%	50%
	% of community within 1-4.9 km of a public secondary school	65.1%		60%	<50%
	% of community within <5 km of a public secondary school	5.2%		4.5%	<3%
	Basic literacy rate	80%		85%	90%
	ECD net enrolment ratio (boys:girls)	50:50		50:50	50:50
	ECD teacher:pupil ratio	1:33		1:30	1:30
	ECD transition rate	94%		96%	98%
Water	Access to improved water (% households)	66%(KDHS/ UNICEF 2014)		70%	75%
	Access to piped water	6% (DWIENR)		10%	15%
	Access to pit latrines	82.4%		85.5%	90.8%
	Sewerage access	5%		10%	15%
Agriculture	M.Tonnes of fertilizer distributed	345		1,035	1,725
	M.Tonnes of certified seeds distributed	50		150	250
	M.Tonnes of Key food crops (Cereals and legumes)	90,300		110,000	130,000
	Acreage of land prepared (Ha)	93,000		102,000	120,000
	No. of farmers accessing quality fertilizer and seeds	6,900		24,900	54,900

Sector	Sector indicator	Situation in 2018 (Baseline)	Mid -term projection (2020)	End term projection (2022)
	Agricultural trade shows	1	2	3
	Fish Production in metric tonnes (MT)	28.3	29	31
	No of direct beneficiaries targeted fisheries support programmes	800	1,400	2,000
	No. of pigs	13,000	20,000	30,000
Roads	Gravel roads in good condition (Km)	600	480	860
	Functional earth roads	1,170	480	860
	Functional additional modes of transport	2	3	3
	Enhanced safety in the built environment (%)	n.d.	100	100
	Proportion of households with primary reliance on clean fuels and technology	n.d	10	20
	Renewable energy share in the total final energy consumption	n.d.	10	20
.Governance	Cost of learning and development activity as percentage of the total wage bill	n.d.	20	40
	Average 3-year turnover rates for recent recruits.	n.d	30	15
	Cases of disciplinary action per 1,000 employees	n.d.	20	10
	Percentage of staff who receive (at least) an annual face to face performance appraisal	n.d.	60	100
	Percentage of leadership posts occupied by women	n.d.	30	30
	Percentage of employees who consider themselves to have a disability		10	30
Lands	No of urban centres with physical plan	1	8	16
	Ha of land banked	n.d	80	200
	Availability of land for investment	n.d	120	80
	No. of public land surveyed	n.d	350	700
	No. of new housing units with amenities developed	n.d	60	40
	No. of land conflict resolved	n.d	100%	100%
Trade	Proportion of MSEs in total industry value added	0	1	2
	Proportion of industrial employment of total employment	0	6	18

ANNEX 1:

SECTOR PROJECTS DERIVED FROM PROGRAMMES

County Assembly

Stalled Projects (2013-2017)

Key Result areas	Project Name	Objectives	Target	Achievements 2013-2017	Remarks
Support services	Teleconferencing Unit	To provide e-conference platform among people in remote areas from one another (telephones or computer terminals)	1	NIL	No budgetary allocations for the entire 2013-2017 period
	Assembly Broadcast services	To broadcast Assembly proceedings	1	NIL	No budgetary allocations for the entire 2013-2017 period
	Biometric Identification systems	For members to sign in for plenary and staff to sign in and out of work.	1	Partly done.	Biometric system for staff was installed and is functional
	Procurement and setup of bulk SMS service	To enable bulk SMS communication.	1	NIL	Misinterpretation of the specifications by bidders hence rejected at evaluation stage.
Representation	MCA's ward office	To provide ward office space to the MCAs	30	NIL	Re-allocation of funds/Lack of clear guidelines on who to implement the project between the assembly and executive.

On-going Projects

Project Name/ Location	Objectives	Target	Key Description of activities	Cost (Ksh)	Source of funding	Time Frame	Implementing agency
Construction of the Assembly complex-Hqs	To provide working space for legislative and administrative services.	1	Detailed design and construction of the assembly complex	800,000,000	County Government of Siaya	2018-2022	County Assembly

Project Name/ Location	Objectives	Target	Key Description of activities	Cost (Ksh)	Source of funding	Time Frame	Implementing agency
Construction of the speakers' residence-Ulafu	To provide residential place to the Hon. Speaker	1	Detailed design and construction of the assembly complex	175,000,000	County Government of Siaya	2018-2019	County Assembly
Sentry box, walk way shades, pavements and landscaping	To improve the working environment	1	Construction of sentry box, walk way shades, pavements and landscaping	14,200,000	County Government of Siaya	2018-2019	County Assembly
Modernized hansard system	To capture and produce the official report of the proceedings and debates during plenary and committee sittings	1	Acquisition of new hansard equipment	51,000,000	County Government of Siaya	2018-2022	County Assembly
Pool vehicles	To facilitate movement of members and staff of the assembly	4	Acquisition of motor vehicles	35,000,000	County Government of Siaya	2018-2022	County Assembly

New Projects

Project Name/ Location	Objectives	Targets	Key Description of activities	Cost (Ksh)	Source of funding	Time Frame	Implementing agency
Ward offices	To enhance service delivery to the electorate	30	Construction of ward offices	90,000,000	County Government of Siaya	2019-2021	County Assembly
CCTV system	To improve on surveillance and security services	1	Upgrading CCTV systems	8,000,000	County Government of Siaya	2019-2020	County Assembly

Project Location	Name/ Objectives	Targets	Key Description of activities	Cost (Ksh)	Source of funding	Time Frame	Implementing agency
Secure Access Control System	To enable proper management of attendance of members and staff and to control access to restricted areas	1	Acquisition and installation of biometric Access Control System	8,000,000	County Government of Siaya	2019-2020	County Assembly
Communication services	To provide an entire platform where members of the public can interact with Mcas and the assembly leadership and give feedback	1	Development of an interactive portal	4,000,000	County Government of Siaya	2020-2021	County Assembly
		1	Develop a Customer Management System	3,000,000	County Government of Siaya	2021-2022	County Assembly
		1	Development of feedback system	4,000,000	County Government of Siaya	2021-2022	County Assembly
		1	Acquisition of reliable ICT infrastructure	50,000,000	County Government of Siaya	Continuous	County Assembly
Legislative agenda	To enact laws that are responsive to the variety of concerns or issues affecting the people of Siaya	75	Enactment of bills into laws	37,500,000	County Government of Siaya	2018-2022	County Assembly

Governance and Administration

New projects

Project name/ location	Objectives	Targets	Key description of activities	Cost Kshs.	Source of funding	Time frame	Implementing agency
Functional County Government Printer (Siaya)	Enhance communication of county government programmes to the citizens	1	Construct unit Equip unit Recruit qualified staff	10M	CGS/ Partners	2018- 2022	G&A
Establish and equip Rehabilitation units	To reduce the effects of drug related conditions	5	Construct units Equip the units Recruit staff	50M	CGS/ Partners	2018- 2022	G&A
County Disaster Risk Reduction	To enhance disaster preparedness and avoid occurrence of calamities		Establish 6 sub county response centres Develop One County Disaster Risk Reduction Strategy Train 40 staff on disaster management	50M	CGS/ Partners	2018- 2022	G&A
Construct Ward Offices (Countywide)	To enhance service delivery	30	Construct offices at ward level	150M	CGS/ Partners	2018- 2022	G&A
County Headquarters' and Governor's Residence (Siaya)	To accommodate county offices	1	Construct county HQTS	700M	CGS/ Partners	2018- 2022	G&A
	To provide residence for the Governor	1	Construct Governor's residence	300M	CGS/ Partners	2018- 2022	G&A
Operationalize Village Administration	Improve service delivery at the village level	75	Establish units and Recruit staff	50M	CGS/ Partners	2018- 2022	G&A
Functional Enforcement Unit	Strengthen inspection and enforcement unit.	1	Develop legal framework Equip unit Recruit staff	10M	CGS/ Partners	2018- 2022	G&A

Finance and Economic Planning

On- going projects

Project Name / Location	Objectives	Targets	Key Descriptions of activities	Cost (Ksh)	Source of funding	Time frame	Implementing agency
-------------------------	------------	---------	--------------------------------	------------	-------------------	------------	---------------------

Programme: Financial services							
Objective: To raise fiscal resources efficiently and manage county government assets and liabilities effectively.							
Outcome: A transparent and accountable system for the management of public financial resources							
Digitization of revenue collection	To enhance local revenue collection	100 per cent	Training of staff Procurement of 100 POS Procurement of Laptops	42million	CGS/Partners	2018/19	Directorate of Revenue

New Project Proposal

Project Name/Location	Objective	Target	Description of activities	Cost (Kshs)	Source of funding	Time frame	Implementing agency
Construction of bus parks in Yala, Ugunja, Bondo, Siaya and Sega	To enhance revenue generation	5	Prepare tender documents Construct and Operationalise bus parks	300 Million	CGS/ Partners	2018-2022	Finance Department
Marking of parking bays at Siaya and Bondo	To enhance revenue generation	15	Designate parking bays Mark the parking lots	150 Million	CGS/ Partners	2018-2022	Finance Department
Statistical Publications	To provide complete time series data of the County's Economy	10 Abstracts	Collect and Collate data Interpret and disseminate statistical publications Publicize the documents	20 Million	CGS/ Partners	2018-2022	Directorate of Planning
Strengthening of Information and Documentation Centre	To Improve access to government Information	50	To Source, classify and automate publications Construct Gem and Ugunja SCDIC	50 Million	CGS/ Partners	2018-2022	Department of Planning
Strengthening of County Monitoring and Evaluation	To improve on governance and management of projects and programmes	20 Reports	Conduct M&E visits Carry out Evaluation Prepare M&E reports Disseminate and Implement the reports	100 Million	CGS/ Partners	2018-2022	Department of Planning
Staff capacity building	To strengthen operational capacity	10 Operational Tools	Procure operational tools Recruit and deploy Regularly train staff	15 Million	CGS KDSP	2018/19- 2022/23	Departments County Public Service Board

Project Name/Location	Objective	Target	Description of activities	Cost (Kshs)	Source of funding	Time frame	Implementing agency
		22 Staffs	Formulate appropriate policies				Human Resource Directorate KDSP
Planning and Support Services	To enhance compliance, transparency and accountability	15 Public participation fora Audit committees Inspection and Acceptance Committee	Conducting public participation on ADP, CFSP and CBROP annually Institute an Audit committee Institute an Inspection and Acceptance committee	50 Million	CGS KDSP	2018/19-2022/23	Finance Department
Renovation of IFAD office block at Siaya	To provide adequate office space and enhance service delivery	1	Preparation of BoQ Preparation of tender documents Construction of a 2 storey block including ablution block Equipping office block	45 Million	CGS	2018/19-2019/2020	Finance Department
Construction of an Archive	To enhance security of accountable documents	1	Preparation of BoQ Preparation of tender documents Construction of an archive Equipping of the archive	10 Million	CGS	2018/19	Finance Department

Agriculture, Food, Livestock, Fisheries and Veterinary

On –Going Projects

Project Name/ Location	Objectives	Target	Key Description of activities	Cost (Ksh)	Source of funding	Time Frame	Implementing agency
Programme Objective Outcome	:Crop and Land Management :To Increase crop production and productivity :Crop Production and Productivity Improved						
Food Security Programme II	To improve food security	2 county policies 19,500 farmers integrated to vocational education	Strengthening the capacity of the DoALF to manage the agricultural sector	Open	The Federal Ministry for Economic Cooperation and Development (BMZ)	2017 - 2018	GIZ and DOALF
		2 models of a mixed private & Public agricultural advisory services	Testing of models for Improving the effectiveness of the agricultural training and advisory system (extension system)				
		2 formats/guidelines of nutritional education for farmers	Support integration of food/ nutrition security into agricultural education, training and advisory systems.				
		annual coordination mechanism between agricultural institutes and the advisory services	Strengthen Agri- Nutrition coordination mechanism through annual coordination forums				
Green Innovation Centres Project Kenya	To improve H/H incomes employment and regional food supply.	16,000 small holder farmers & trainers on vocational training	Support the smallholder farmers to apply innovations that enhance productivity and income;	Open	The Federal Ministry for Economic Cooperation and Development (BMZ)	2018 - 2019	DOALF GIZ GOPA WHH
		Support 1 innovation in sweet potato value chain	Facilitate up- and downstream enterprises of the dairy and sweet potatoes value chains apply innovations which enhance productivity and employment in the up- and downstream enterprises;				
		50 Decision makers, managers & experts to participate in exposure seminars	Support the stakeholders in dairy and sweet potatoes value chains to better defend lobbying) and contribute thus to improved frame conditions for the value their interests (chains;				
Soil Protection and Rehabilitation of Degraded Soils in	To improve food security	3000 ha of degraded land farmed by small holder farmers 1 legislative framework on soil conservation and rehabilitation	Rehabilitate and conserve degraded land through sustainable approaches Facilitate development of a legislative framework for implementing soil conservation & rehabilitation measures	Open	The Federal Ministry for Economic Cooperation and Development (BMZ)	2018/2019	DOALF GIZ WHH (WeltHungerHilfe)

Project Name/ Location	Objectives	Target	Key Description of activities	Cost (Ksh)	Source of funding	Time Frame	Implementing agency
Western Kenya							
ASDSP Countywide	To Increase incomes, Create employment and Improve food security	Geo reference of value chain organizations (120) & value chain actors(18000) Support value chain innovations affecting women & youth Improve market access, linkages and information Improve access to financial services by value chain associations Capacity building of existing service providers (18)	Sector wide coordination & facilitation Environmental resilience & social inclusion Value chain Development	18M	SIDA	2017-2022	DOALF
Strengthening of cassava value chain Cassava Project Countywide	To Increase the capacity of smallholder cassava farmers for sustained production	Capacity building of 35 seed entrepreneurs, 170 lead farmers and 3200 follower farmers Bulking of 140 acres of sweet potato for planting	Capacity building of farmers Bulking of planting materials Market and Business linkage	3M	Self Help Africa(SHA) EU	2017-2021	DOALF Self Help Africa Ugunja Community Resource Centre (UCRC)
Tractor Hire Services Countywide	To Improve crop production and productivity	23,000 acres ploughed by subsidized tractor hire service	Subsidized ploughing and harrowing services	250 M	CGS	2018-2022	DOALF
Fertilizer Subsidy project Countywide	To Improve crop production and productivity	1,725 MT	Procurement , distribution and selling of subsidized fertilizer to 25,000 farmers	100 M			
Seed Subsidy project Countywide	To Improve crop production and productivity	250MT	Procurement , distribution and selling of subsidized seeds to 25000 farmers	50 M			
Promotion of drought	To improve food security	27.2 MT	Production of drought tolerant cereals (sorghum)	5 M	CGS	2018-2022	DOALF

Project Name/ Location	Objectives	Target	Key Description of activities	Cost (Ksh)	Source of funding	Time Frame	Implementing agency
resistant crops		309,200 MT	Production of roots and tuber crops (cassava and Sweet potatoes) increased				
Promotion of horticulture	To improve food security	226,950 MT	Production of fruit crops (mangoes)	5 M			
		194,500 MT	Production of fruit crops (bananas)				
Siaya Agricultural Show and exhibition	To Improve crop production and productivity	4 Agricultural and exhibition show	Organizing and holding show	20M	CGS	2018-19 2022-23	DOALF
Construction of cereal stores North Alego and Usonga Ward	To reduce post-harvest losses and improve access to farm inputs	12 Grain stores constructed	Grain store construction	18M	CGS	2017-18	DOALF
Rehabilitation and expansion of canals at Usonga Rice Project	To improve irrigation water use efficiency	Canals at Usonga Rice Project rehabilitated and expanded	Rehabilitation and Expansion Of Canals at Usonga Rice Project	2M	CGS	2017-18	DOALF DEPT. WATER
Fruit tree Production Central Alego and North Alego Wards	To Improve fruit tree production	10,000 mango seedlings Purchased and distributed	Purchase of mango seedlings to be distributed to farmer groups in the two Ward	3M	CGS	2017-18	DOALF
Agriculture Policy domestication	To Create enabling environment through policy domestication and plans	1 Policy Domesticated 1 strategy developed	Development of policies Regulations and Plans	3M	CGS GIZ	2017-18	CGS GIZ

Project Name/ Location	Objectives	Target	Key Description of activities	Cost (Ksh)	Source of funding	Time Frame	Implementing agency
Programme	Veterinary						
New Bondo slaughter house	To improve hygiene in meat handling	1	Completion of the slaughter house	10,000,000	County Gov. of Siaya	2018 - 2023	Directorate of veterinary services
Establishment of crush-pens	To improve animal health	150	Completion of crush-pens Control tsetse flies and ticks	75,000,000	County Government of siaya	2018 - 2023	Directorate of veterinary services
Programme	Fisheries						
Fisheries Control and Stakeout	To Promote compliance to fisheries laws and regulations	68 Fisheries Surveillance;	Undertake Fisheries Surveillance;	60 M	CGS	2018-2022	DOALF, BMUs
		18 Fish Breeding areas;	Protection of Fish Breeding areas;				
		Quarterly stakeholders meetings	Strengthen linkages between riparian counties and governments;				
		One Fisheries management plan for L. Kanyaboli;	Develop a Fisheries management plan and Regulations for L. Kanyaboli;				
		Fisheries Caucus Quarterly meetings	Participation in the Lake Victoria Counties Fisheries Caucus Quarterly meetings				
Stakeholder participation in Fisheries Management	To Promote stakeholder involvement in fisheries management	Train 84 BMUs Hold biannual workshops Implement 4 programmes Support 20 BMUs	Capacity building for BMUs; Strengthening the Involvement of Fisheries stakeholders Fisheries Management Implement programmes that support targeted fisheries Support BMUs with fisheries patrol equipment	50M	CGS	2018 - 2022	CGS, BMUs, Fisheries Stakeholders
Fisheries Surveys/ monitoring	To promote sustainable exploitation of natural fisheries resources	Biennial surveys Quarterly Fish Catch Assessment Surveys Fisheries data management	Conduct Biennial Fisheries Frame Surveys Carryout Quarterly Fish Catch Assessment Surveys Conduct Monthly Fisheries data management	20M	CGS	2018 - 2022	CGS, BMUs, Fisheries Stakeholders

Project Name/ Location	Objectives	Target	Key Description of activities	Cost (Ksh)	Source of funding	Time Frame	Implementing agency
Culture fisheries production	To promote sustainable culture fisheries production	Yala Government Fish farm and training unit;	Rehabilitate Yala Government Fish farm; Development of training unit;	80 M	CGS	2018 - 2022	CGS, Partners
		1000 Fish farmers; 2000 fish farmers	Fish farmers training and recruitment; Implement programmes that support targeted fisheries Capacity Building of Farmers/Supply chain actors; Strengthen fish farming input supply chains				
Post-harvest fisheries management	To promote safety and quality of fish and fishery products To promote value-addition in fish and fishery products	21 fish handling and sanitation infrastructure 2000 fishers and fish farmers trained on good fish handling practices	Establish fish handling and sanitation infrastructure at landing sites Train fishers and fish farmers on good fish handling practices Implement Fish Safety and Quality Assurance Standards	125 M	CGS	2018 - 2023	CGS, Partners
		Train 12 fish inspectors Conduct certification for all fish and fisheries products	Conduct certification for fish and fisheries products				

New projects proposals

Project Name/ Location	Objectives	Targets	Key Description of activities	Cost (Ksh)	Source of funding	Time Frame	Implementing agency	Remarks
Extension Improvement Support services	To improve extension advisory services	Increase coverage by 30%	Farmers training, Field days, On farm demos, Excursions, Farm visits, Shows and exhibitions, Workshops and Seminars	820 M	County Gov. Partners	2018 - 2023	Department of Agriculture, Food, Livestock and Fisheries	Countywide
		564 Technical Staff	Recruitment of 564 new technical staff					
		2625	Staff training, mandatory staff training and promotional courses and technical training					
		100%	Replacement of technical staff exiting the service					
		30 office blocks	Refurbishment and maintenance of 30 offices					

Project Location	Name/	Objectives	Targets	Key Description of activities	Cost (Ksh)	Source of funding	Time Frame	Implementing agency	Remarks
			25 Vehicles	Procurement of 25 vehicles (double cabs)					
			3	Procurement of 3 Surveillance boats					
			125	Procurement of 125 Motor Cycles (Yamaha / Honda)					
			15	Maintenance of 15 motor vehicles					
			31	Maintenance of 31 motor cycles					
			35	Procurement of 35 sets of 1 desk top computer, 1 printer and 1 UPS					
			35	Procurement of 35 laptops					
			11	Procurement of 11 LCD projectors					
			11	Procurement of 11 photocopiers					
Extension Liaison	Research	To Strengthen extension Research Linkages	20 Quarterly meetings	Identification of innovations, Packaging of research findings, Designing dissemination methodologies, Feedback from field trials and Identification of gaps	15 million	County Gov. Partners	2018 - 2023	Department of Agriculture, Food, Livestock and Fisheries	Countywide
Policy and institutional development		To Create enabling environment through policy domestication and plans	4 Policies / strategies 10 Plans	Development of policies / strategies, regulations and plans Monitoring of policy implementation	22 million	County Gov. Partners	2018 - 2023	Partners	
Agriculture Resource Centres Development		To improve information management	3 Centres Developed	Establishment of institutions/Resource Centres	150 million	County Govt.	5 Years		
Diagnostic laboratory		To undertake laboratory investigations and testing of food products	1	Construction of laboratory Equipping of lab Recruitment of lab technologists and training Laboratory testing Surveillance of diseases and conditions	200 million	CGS Partners	2018-2023		Diagnostic laboratory Siaya
E-extension programme		To improve extension advisory services	1 Frontlinecloud SMS workspace	Establish the system, train staff and operationalize	10M	County Govt Partners	5 Years	Department of Agriculture,	County Wide
Subsidized certified seeds		To improve access to quality farm inputs	250MT of subsidized seeds procured and distributed 1,725 of Subsidized Fertilizers Procured	Sensitization, training and procurement	60M	County Govt Partners	2018-2022	Food, Livestock and Fisheries	County Wide

Project Name/ Location	Objectives	Targets	Key Description of activities	Cost (Ksh)	Source of funding	Time Frame	Implementing agency	Remarks
		and distributed					Partners	
Promotion of Climate Smart Agriculture	To increase Production of drought tolerant cereals (sorghum)	32MT of drought resistant sorghum harvested 76,500MT of cassava produced 81,600MT of sweet potato produced	Sensitization, training and procurement	90M	County Govt Partners	2018-2022		County Wide
Promotion of fruits production	To increase Production of vegetables and fruit crops (mangoes and bananas)	52,500MT of mangoes produced 51,00MT of bananas produced	Sensitization, training and procurement	40M	County Govt Partners	5 Years	Department of Agriculture, Food, Livestock and Fisheries	County Wide
Integrated Soil Fertility Management		23,000 farmers 18,000 farms	Train farmers on ISFM Technology Testing of farms' soil Fertility	30M 10M			Partners	
Soil Protection and Rehabilitation	To promote sustainable approaches to soil conservation & Rehabilitation of soils	4,100 farms 105,000 farmers	Laying of soil conservation structures Rehabilitate & Protect degraded soils Training of farmers on environmental conservation	65 M				
	To improve soil and plant health	12,000MT of organic fertilizer utilized (MT) 7,000 farmers utilizing Biological control of diseases and pests	Sensitization, training and procurement of organic fertilizer Sensitization, training and procurement of organic fertilizer					
Agri -Business and information management	To improve Marketability of farm produce To improved on real time Agricultural information Accessibility	5 Agro processing and value addition infrastructures operationalized 1 Agricultural Information management system developed and operationalized	Trainings, linking value chain players Establishing MIS, trainings, operationalization, data collection and collating, incorporating other players in the system and maintenance	140M	County Govt Partners	5 Years	County Govt.(CDA) Partners	County Wide

Project Location	Name/ Objectives	Targets	Key Description of activities	Cost (Ksh)	Source of funding	Time Frame	Implementing agency	Remarks
		Promote agribusiness for food security	Plan and hold 10 trade shows and exhibitions					
	To improve access to Agricultural Financing & Insurance	30 Groups and 150 Farmers	Linking farmer Groups to Financial credit and insurance Services					
Fisheries Control and Stakeout	To Promote compliance to fisheries laws and regulations	60	Undertake 60 fisheries surveillance	60M	CGS, partners	5 years	CDF, BMUs, Fisheries Stakeholders	County wide
		10 areas	Identify, delineate, demarcate, gazette & protect 10 fish breeding areas					
		5	Procure 5 fibre glass canoes for fisheries personnel					
		20	Attend 20 Quarterly stakeholders meetings- riparian counties and governments					
		2	Develop 2 fisheries management plans					
		20	Participation in 20 Lake Victoria Counties Fisheries Caucus Quarterly meetings					
Stakeholder participation in Fisheries Management	To Promote stakeholder involvement in fisheries management	84 BMUs	Train BMUs	50M	CGS	5 years	CDF, BMUs, Fisheries Stakeholders	County wide
		2 workshops	Hold biannual workshops					
		4 programs	Implement programs that support targeted fisheries					
		25 BMUs	Support BMUs with fisheries patrol equipment					
Fisheries Surveys/ monitoring	To promote sustainable exploitation of natural fisheries resources	60 CAS	Undertake Catch assessment surveys (CAS)	20M	CGS and partners	5 years	CDF, KeFS, KMFRI, BMUs, Fisheries Stakeholders	County wide
		3 surveys	Undertake Fisheries Biennial Frame surveys					
Post-harvest fisheries management	To promote safety and quality of fish and fishery products	21 fish bandas	Construct 21 fish handling infrastructures (bandas)	125 M	CGS & Partners	5 years	CDF, KeFS	County wide
		2000 fishers	Train fishers on fish quality assurance;					
		12 fish inspectors	Train fish inspectors					
		65 Inspections	Undertake inspections & certification of fish handling facilities & practices					
		2 sites	No of stalled fish handling projects completed					

Project Name/ Location	Objectives	Targets	Key Description of activities	Cost (Ksh)	Source of funding	Time Frame	Implementing agency	Remarks					
Aquaculture development	Improved productivity of fish culture units	1000 farmers	Train fish farmers on aquaculture	80 M	CGS	2018-2022	CDF, BMUs, Fish Farmers, Fisheries stakeholders						
		50 clusters	Form new fish farmers' clusters										
		10 public dams	Restock public dams with fish										
		2000 fish farmers	Implement direct targeted fisheries support programmes (Farm-inputs, culture units)										
		1 fish hatchery	Develop a functional fish hatchery and demonstration centre										
Apiculture project / County	No of beehives increased	2000 (No)	farmer training; establishment of self-sustaining breeding schemes; improving farm management; construction of farm structures; business plans; encouraging youth participation; addressing gender concerns; improving husbandry practices; disease control; linking farmers to markets, insurance, credit facilities and input supply; form producer and marketing groups; establishment of multiplication centres; farms trials and promotion of investments and partnerships	490 m	County Government of Siaya Partners	2018-2022	Directorate of Livestock	Apiculture project / County					
	Amount of honey increased	150,000 (kg)											
	Amount of wax increased	13,500 (kg)											
Honey bee products processing and marketing project / County	Processed honey increased	170,000 (Kg)						farmer training; establishment of self-sustaining breeding schemes; improving farm management; construction of farm structures; business plans; encouraging youth participation; addressing gender concerns; improving husbandry practices; disease control; linking farmers to markets, insurance, credit facilities and input supply; form producer and marketing groups; establishment of multiplication centres; farms trials and promotion of investments and partnerships	490 m	County Government of Siaya Partners	2018-2022	Directorate of Livestock	Honey bee products processing and marketing project / County
	Processed wax increased	13,000 (Kg)											
	Marketed honey increased	150,000 (Kg)											
Beef cattle project / County	Marketed wax increased	13,000 (Kg)											farmer training; establishment of self-sustaining breeding schemes; improving farm management; construction of farm structures; business plans; encouraging youth participation; addressing gender concerns; improving husbandry practices; disease control; linking farmers to markets, insurance, credit facilities and input supply; form producer and marketing groups; establishment of multiplication centres; farms trials and promotion of investments and partnerships
	Beef cattle population increased	44,000 (No)											
	Beef increased	1.2m (Kg)											
	Hides from beef cattle increased	18,000 (No)											
Sheep production project / County	Beef cattle manure increased	6,000 (ton)	farmer training; establishment of self-sustaining breeding schemes; improving farm management; construction of farm structures; business plans; encouraging youth participation; addressing gender concerns; improving husbandry practices; disease control; linking farmers to markets, insurance, credit facilities and input supply; form producer and marketing groups; establishment of multiplication centres; farms trials and promotion of investments and partnerships	490 m	County Government of Siaya Partners	2018-2022	Directorate of Livestock	Sheep production project / County					
	Sheep population increased	27,000 (No)											
	Mutton increased	400,000 (Kg)											
	Sheep skin increased	40,000 (No)											
	Sheep manure increased	150 (ton)											

Project Name/ Location	Objectives	Targets	Key Description of activities	Cost (Ksh)	Source of funding	Time Frame	Implementing agency	Remarks
Meat goat production project / County	Meat goats population increased	59,000 (No)						Meat goat production project / County
	Chevon increased	400,000 (Kg)						
	Goat skin increased	40,000 (No)						
	Goat manure increased	40 (ton)						
Pig production project / County	Pigs increased	16,000 (No)						
	Pork produced	200,000 (Kg)						
Rabbit production project / County	Rabbits increased	11,000 (No)						
	Rabbit meat increased	11,500 (Kg)						
	Rabbit skins increased	4,000 (No)						
Dairy cattle production project / County	Dairy cows increased	4,000 (No)						
	Cow milk increased	4m (Kg)						
	Dairy cow manure increased	400 (ton)						
Milk marketing and value addition project / County	Milk value added products increased	400,000 (kg)						Processing, branding, quality certification and accreditation; farm-level quality improvements; conversion into more durable products; cottage industries; large scale manufacturing, processing; markets linkages and capacity building
	Marketed milk increased	350,000 (Kg)						
Fodder production and conservation project / County	Cultivated fodder increased	495 (Ha)	Promote supplementary feeding; promote use of fodder trees; proximate analysis of feeds; laboratory testing; quality assurance; forages production; hydroponics; formulating rations; on farm feed trials and demonstrations; diseases control; establishment of fodder bulking sites; utilization of crop residues; feed processing and manufacture; farmers training; linking to credit facilities; promote youth participation; promote public-private partnerships; establish	200m	County Government of Siaya Partners	2018 - 2023	Directorate of Livestock	
	Fodder bulking sites established	24						
	Fodder trees increased	40,000 (No)						
	Fodder conserved as hay increased	40,000 (No)						
	Fodder conserved as silage increased	40 (ton)						
	Hay barns established	24 (No)						
	Hay stored in barns increased	24,000 (No)						

Project Name/ Location	Objectives	Targets	Key Description of activities	Cost (Ksh)	Source of funding	Time Frame	Implementing agency	Remarks
Commercial feed production / County	Manufactured livestock feed increased	200 (ton)	strategic feed reserves; establish water points for livestock and support construction of farm structures	100m	County Government of Siaya Partners	2018 - 2023	Directorate of Livestock	
	Sold fodder increased	300 (ton)						
Poultry production and marketing project / County	Layers increased	40,000 (No)	farmer training; establishment of self-sustaining breeding schemes; improving farm management; construction of farm structures; business plans; encouraging youth participation; addressing gender concerns; improving husbandry practices; disease control; linking farmers to markets, insurance, credit facilities and input supply; form producer and marketing groups; establishment of multiplication centres; farms trials and promotion of investments and partnerships	300m	County Government of Siaya Partners	2018 - 2023	Directorate of Livestock	
	Broiler increased	30,000 (No)						
	Indigenous chicken increased	150,000 (No)						
	Other poultry increased	17,000 (No)						
	No of eggs increased	200,000 (trays)						
	No of marketed birds increased	185,000 (No)						
	Eggs in the markets increased	190,000 (trays)						
	Poultry meat increased	110,000 (Kg)						
Poultry manure increased	12 (ton)							
Milk marketing and value addition project / County	Milk value added products increased	400,000 (kg)	Processing, branding, quality certification and accreditation; farm-level quality improvements; conversion into more durable products; cottage industries; large scale manufacturing, processing; markets linkages and capacity building	300m	County Government of Siaya Partners	2018 - 2023	Directorate of Livestock	
Veterinary								
Animal Breeding	Improved livestock breeds	10%	Fixed time artificial insemination	100m	CGS Partners	2018-2023	Directorate of Veterinary Services	
Disease and vector control project	Decrease morbidity	50%	Vaccinations Quarantines	100m	CGS Partners	2018-2023	Directorate of Veterinary Services	
Food safety and animal products	Reduce incidences of zoonotic diseases	50%	Meat inspection	5m	CGS Partners	2018-2023	Directorate of Veterinary	

Project Location	Name/ Objectives	Targets	Key Description of activities	Cost (Ksh)	Source of funding	Time Frame	Implementing agency	Remarks
development							Services	
Kenya Climate-Smart Agriculture Project (KCSAP)	Increase agricultural productivity and build resilience to climate change risks in the targeted smallholder farming and pastoral communities in Kenya, and in the event of an Eligible Crisis or Emergency, to provide immediate and effective response	50%	Improving water/soil management, especially within smallholder maize systems in the marginal rainfall zones—specifically, in smallholder mixed crop-livestock, crop-livestock-tree (agro-silvo-pastoral) production systems and in crop forest (agro-forestry) production systems; Supporting the generation and dissemination of improved agricultural Technology, Innovation, Management Practices (TIMPs) and building sustainable seed systems; Enhancing access to quality agro-weather, climate, advisory, and market information services among farmers/herders for improved decision making.	585m (117m per year for 5 years)	World Bank and Co-financed by CGS, National Government and targeted Beneficiaries	2017-2022	Department of Agriculture, Livestock and Fisheries	

Water, Environment and Natural Resources

On-going Projects

Project Name/Loc	Target	Description of Activities	Cost (Kshs)	Source of Funding	Time frame	Implementing Agencies
Water resources conservation and protection	17 pans & dams	Construction of pans & dams	19.62M	CGS/Partners	1 year	WIENR
	25 springs	Construction and protection of springs	8.33m			
	27 water tanks	Installation of Rain water harvesting in public institutions	22.17m			
Water supply and urban sewerage development	39 water supply schemes	Rehabilitation and expansion of existing water supplies including pipeline extensions	42.076M			
	44 boreholes	Drilling and equipping of boreholes	47.43m			

Project Name/Loc	Target	Description of Activities	Cost (Kshs)	Source of Funding	Time frame	Implementing Agencies
	17shallow wells	Construction and equipping of shallow wells with hand pumps	5.48m			
Natural Resources Development	12 Tree Nurseies	Establishment of tree nurseries	5.275m			
Support to Water Tower Protection & Climate change mitigation & adaptation programme in Siaya County		1 Water Resources Assesment Report	590 M	CGS/Partners	1 year	WIENR

New Project Proposals

Project Name/ Location	Targets	Key Description of Activities	Green Economy Consideration	Cost (Kshs)	Source of Funding	Time Frame	Implementing Agency
PROGRAMME: Water resources development and management OBJECTIVE: To increase access to safe water OUTCOME: Improved quality water accessibility & Irrigation coverage							
Water resources conservation and protection (county wide)	70 Pans and dams	Construction of Pans & Dams.	Spring catchment areas planted with grass and trees.	1,900 M	CGS/ Partners	5 year	WIENR
	30 Springs	Construction & protection of Springs.					
	220 Water tanks	Installation of 10000 ltrs water tanks Rain water harvesting					
	70 water supplies	Rehabilitation and expansion of existing water supply schemes.					
	350km of new water pipeline extension	Trenching and laying new pipelines					
	125 Boreholes drilled.	Drilling and equipping boreholes with solar power.					
	40 Bores equipped.	Boreholes equipped with solar pumps.					
	30 Shallow wells.	Construction and equipping with hand pump shallow wells.					
Water Supply and Urban Sewerage	3 urban centers (yala, usenge and ugunja)	Develop and connect urban centers with sewerage system		450m	CGS/ Partners	3 years	WIENR

Project Name/ Location	Targets	Key Description of Activities	Green Economy Consideration	Cost (Kshs)	Source of Funding	Time Frame	Implementing Agency
development (county wide)	20 Kms	Sewerage connections to the main trunk in bondo and siaya		30m	CGS/ Partners	3 years	WIENR
Rehabilitation & expansion of existing water supply schemes	Bondo; Asembo- Ndori; South-Sakwa; East Uyoma; Ting'Wangi'; Masat; Sigomre; Yesise; Naya and Hawinga	Invest in Rehabilitation & expansion of existing water supply schemes		300Million (to be done in collaborati on with partners eg, KIWASH, DAI etc.	CGS/ Partners	Years 1,2,3,4 &5	WIENR
Development of new community water supply schemes	Ugunja-Sega-Ukwala water supply scheme (Transformative Project)	Invest in community water supply schemes		1.1Billion	(1Billion already secured from ADB for Ugunja-Sega- Ukwala by LVSWB) and 100m to be sourced locally	Years 1,2,3,4 &5	WIENR/ LVSWB
	Lake Kanyaboli area; Ngeta area; Wichlum area and Usenge water supply			400m	CGS/ Partners		WIENR
Lower nzoia irrigation scheme (Transformative project)	1 new irrigation scheme operationalised	new Irrigation Schemes operationalised		2.03B	CGS/ Partners	5 years	WIENR

Project Name/ Location	Targets	Key Description of Activities	Green Economy Consideration	Cost (Kshs)	Source of Funding	Time Frame	Implementing Agency
Rehabilitate existing irrigation schemes	9 Irrigation schemes rehabilitated Anyiko, alwala, nyangera, wagusu, got kachola, warianda, gomro	Rehabilitation of irrigation schemes. Training of IWUA's		50 m	CGS	5 year	WIENR
Completion & Development of new irrigation schemes	Aram; Kasiri; Obenge; Nyangoe; Yala Delta; Abom area; West Sakwa; Bar Olengo and North Alego	Invest in Completion and Development of new irrigation schemes		20M	20M to be provided by CGS for the other projects	5 year	WIENR
Programme: Natural resources conservation and management							
Objective: To attain a clean, secure and sustainable environment							
Outcome: Improved state of the environment							
Natural resources development, conservation and management	30 ward demonstration tree nurseries	Establish 30 ward demonstration tree nurseries		15M	CGS/ Partner	2018- 2022	WIENR
	4 streams (wuoroya, uludhi, homba and siga)	Major streams riparian land reclaimed		12m	CGS/ Partner	2018- 2022	WIENR
	10 Woodlots	Develop woodlots		5M	CGS/ Partner	2018- 2022	WIENR
	12 Hilltops	Afforestation of twelve hilltops		24M	CGS/ Partner	2018- 2022	WIENR
Protection of Water Towers System	100 kms of Riparian land Protected	Demarcation and tree-planting in Riparian lands		120M	(Conditional grant from The European Union under the Kenya Water Tower Agency)	2018- 2022	WIENR

Education, Youth Affairs, Gender and Social Services

Ongoing projects

Project name/location	Objectives	Targets	Key description of activities	Green economy considerations	Cost Kshs.	Source of funding	Timeframe	Implementing agency
Sector Name: Education, Youth Affairs, Gender & Social Services Sub-sector Name: Education and Vocational Training Programme Name: County Pre-Primary Education								
Ecd blocks in various wards	To improve access, retention and completion rates	32	Construction work	Adherence to NEMA guidelines on construction	108,800,000	CGS/ Partners	2018-2022	EYAGSS
Equipping of Ecd centres with furniture		260	Supply of furniture	N/A	158,000,000	CGS/ Partners	2018-2022	EYAGSS
Vocational Centres	To equip the youth with skills, values and attitudes which will enable them earn a decent living	1	Construction works	Adherence to NEMA guidelines on construction of buildings	3,000,000	CGS/ Partners	2018-2022	EYAGSS
Adult Literacy	To increase adult literacy in the County	3,600	Facilitate/Support adult learning	Improved literacy.	8 M	NG/ CGS/ UNICEF	2018-2022	EYAGSS
Sector Name: Education, Youth Affairs, Gender & Social Services Sub-sector Name: Youth Affairs, Gender & Social Services Programme Name: County Social Security and Services								
Social protection fund for older persons cash transfer	Provide social security	700	Identify, validate, recruit Beneficiaries and pay them	Improved livelihood	90,000,000	CGS/ Partners	2018-2022	EYAGSS
Empowerment fund for youths women & PWDs		2,200	Identification & training women & youths	Empowered youths, women groups & PWDs	70,000,000	CGS/ Partners	2018-2022	EYAGSS
Resource Centers & Libraries	Improved access to	6	Construction, equipping &	Access to ICT & information	30,000,000	CGS/ Partners	2018-2022	EYAGSS

Project name/location	Objectives	Targets	Key description of activities	Green economy considerations	Cost Kshs.	Source of funding	Timeframe	Implementing agency
	information		operationalisation					
Sector Name: Education, Youth Affairs, Gender & Social Services Sub-sector Name: Administration Programme Name: General Administration, Planning And Support Services								
County bursary scheme	To improve access, retention, completion and transition rate of students enrolled in various education institutions	50,000	Providing financial assistance to bright and needy students in institutions of learning	N/A	375,000,000	CGS	2018-2022	EYAGSS

New projects

Project name/location	Objectives	Targets	Key description of activities	Green economy considerations	Cost Kshs.	Source of funding	Timeframe	Implementing agency
Sector Name: Education Sub-sector Name: Education and Vocational Training Programme Name: County Pre-Primary Education								
Ecd centres	To improve access, retention and completion/ transition rates	395	Construction of the 395 ECD centres Construction of pit latrines	Adherence to NEMA guidelines on construction	1.4 B	CGS/ partners	2018-2022	EYAGSS
Equip existing ECDE Centres (learning resource & recreational material)	To provide a conducive learning environment	250	Equipped 250 ECDC with furniture, learning materials and recreational facilities.		375 M	CGS/ partners	2018-2022	EYAGSS
Renovation of existing ECD centres	To provide a conducive learning environment	255	Painting, Roofing and General repair	Adherence to NEMA	90 M	CGS/	2018-2022	EYAGSS

Project name/ location	Objectives	Targets	Key description of activities	Green economy considerations	Cost Kshs.	Source of funding	Timeframe	Implementing agency
				guidelines on construction		partners		
Pre-primary school feeding initiative	To improve the health and nutrition status of the children, access and retention	420,000	Provide modest meal to all ECD learners Initiating the school milk programme and ensuring that ECD children in all the public ECD centres receive milk at least twice a week		4 B	CGS/ partners	2018-2022	EYAGSS
PROGRAMME 2: Vocational Education and Training Development OBJECTIVE: To Provide Access to Quality and Relevant Training to the Youth OUTCOME: Appropriate Skills Developed								
Equip completed Workshops	To equip the youth polytechnic/Vocational Training Centres with modern tools and equipment for quality learning	46	Purchase and distribute modern tools and equipment	N/A	138 M	CGS/ partners	1,2,3,4,5	EYAGSS
Construction of workshops	To provide a conducive environment for quality training	30	Construction of 30 twin workshops including a computer lab	Adherence to NEMA guidelines on construction	180 M	CGS/ partners	1,2,3,4,5	EYAGSS
Renovate youth polytechnics/ VTCs	To provide a conducive environment for quality training	16	Renovation of dilapidated buildings in the vocational training centres		80 M	CGS/ partners	1,2,3,4,5	EYAGSS
Youth polytechnics/ VTCS equipped	To provide quality market driven training to the trainees	16	Procurement and distribution of the tools and equipment to the Vocational Training Centres		40 M	CGS/ partners	1,2,3,4,5	EYAGSS
Youth polytechnics/	To provide quality	45	Procurement and distribution		47 M	CGS/	1,2,3,4,5	EYAGSS

Project name/ location	Objectives	Targets	Key description of activities	Green economy considerations	Cost Kshs.	Source of funding	Timeframe	Implementing agency
VTCS provided with teaching and instructional materials	instruction to the trainees in the vocational Training Centres		of the teaching and instructional materials to the Youth Polytechnics/VTCs			partners		
SYPT	To improve access, retention and completion rates of trainees enrolled in the youth polytechnics/VTCs	9250	Collection of enrolment data from the Youth polytechnics, preparation of payment schedules and wiring funds to the youth polytechnics/VTCs according to the enrolment statistics		140 M	CGS/ partners	1,2,3,4,5	EYAGSS
Construct modern hostels in the VTCs	To construct modern hostels in some of the selected youth polytechnics/VTCs to broaden their catchment area	8	Construction of modern hostel for accommodating trainees	Adherence to NEMA guidelines on construction	96 M	CGS/ partners	2,3,4,5	EYAGSS
Construction and equipping of Computer laboratories in youth polytechnics/VTCs	To improve ICT integration in learning and enable local communities acquire ICT skills	All operating Youth polytechnics/VTCs	Construction and equipping of the computer laboratories in th youth polytechnics	Adherence to NEMA guidelines on construction	240m	CGS/ partners	2,3,4,5	EYAGSS
Model VTC constructed, equipped and operationalized (Ndere VTC)	To have a model centre that serves as benchmark for the County	1	Renovation, Equipping, Construction and Personnel		300 M	PPP/ CGS/ partners	2,3,4,5	EYAGSS
County school of excellence for girls (starehe model)	To enhance access to schools	1			450 M		1,2,3,4,5	EYAGSS
Sector Name: Education								

Project name/ location	Objectives	Targets	Key description of activities	Green economy considerations	Cost Kshs.	Source of funding	Timeframe	Implementing agency
Sub-sector Name: Social Services Programme Name: County Social Security and Services								
Construct and equip Sheltered workshops (PLWDs)	To provide a conducive working environment for the PLWDS	3	Construction, other civil works and equipping	Adherence to NEMA guidelines on construction	27M	CGS/ Partners	2 and 3	EYAGSS
construct and operationalize Child protection units	To provide a rescue centre for abandoned and abused children in the County	2	Construction, other civil works and equipping		15 M	CGS/ Partners	2,3	EYAGSS
vulnerable groups empowerment	To improve the economic status of the vulnerable groups in the County	2200	Train PLWDs, Youths and Women on business skills		50 M	CGS/ Partners	2.3.4.5	EYAGSS
OPCT (65+ years)	To provide financial support to the poor elderly persons in the County	3000	Disburse stipend to older persons		1 B	CGS/ Partners	1,2,3,4,5	EYAGSS
Improve Sports facilities (playgrounds)	To protect and secure the sports grounds for public use	12	Mapping, demarcation and fencing (yala, muhondo, hawagaya, uhembo, uwasi, usenge, bondo complex, mahaya, nyilima, Pap Komenya,		6 M	CGS/ Partners	1,2,3,4,5	EYAGSS
County Sports talent initiative	To identify and nurture sports talent in the County	1	Conduct sports tournaments Mentor boys and girls in sporting activities Hold Half-race marathon		150 M	CGS/ Partners	1,2,3,4,5	EYAGSS

Project location	name/ Objectives	Targets	Key description of activities	Green economy considerations	Cost Kshs.	Source of funding	Timeframe	Implementing agency
			around lake kanyaboli Secure 100 playgrounds in schools Purchase and distribute assorted sports equipment					
Programme 4: General Administration, Planning And Support Services Objective: To Ensure Provision Of Efficient Service To The Clients Expected Outcome: Effective Service Delivery								
Staffing and quality assurance	To ensure provision of quality services to the public	1398	Recruit sports officers Recruit and deploy QAs officers Recruit youth polytechnic instructors Recruit ECDE instructors		420 M	CGS	1,2,3,4,5	EYAGSS
Bursary	To promote access, retention, completion and transition rates in the institutions of learning	50,000	Provide financial support to bright and needy students		800 M	CGS	1,2,3,4,5	EYAGSS
Governors scholarship programme		150			42 M	CGS/ Partners	2018-2022	EYAGSS
Mentorship and Leadership programme	To positively impact Siaya residents to behaviour change that contributes to a vibrant & moral community	Youth, parents, caregivers and guardians	Mentor, coach Youth on Cognitive Behavior practices & leadership skills To enhance the capacity of		400M	CGS PPP/ Partners	1,2,3,4,5	EYAGSS

Project name/ location	Objectives	Targets	Key description of activities	Green economy considerations	Cost Kshs.	Source of funding	Timeframe	Implementing agency
			parents/caregivers/gaurdians to become responsible in the execution of their roles					
Siaya County Centre of Excellence and Research (ATC)		1	Lab, Hostels, Halls, Exchange programmes and Partnerships		2 B	CGS/ Partners	1,2,3,4,5	EYAGSS

Health and Sanitation

On-going projects

Project Name and Location	Objectives	Targets	Description of Activities	Cost	Source of Funding	Time-frame	Implementing Agency
Construct Staff Houses in Health Facilities	To ensure 24 hours service delivery	12	The construction of 12 staff houses are currently on going at Sigomere, Ndere, Kanyadet, Nguge, Nyodima, Got Winyo, Tatro, Usenge, Sifuyo, Bar Agulu, Pap Oriang' and Serawongo Dispensaries	54 M	CGS/ Partners	1 Year	H and S
Construct Dispensaries	To increase access to health care services	9	The construction of 9 dispensaries currently on going at Nyamsenda, Obambo, Tatro, Gangu, Ndware, Orombe, Osure, Masita, and Muhwayo	45 M	CGS/ Partners	2 Years	H and S
Construct Maternity Units	To improve access and quality of maternal and child health	8	The 8 maternity units are currently being constructed in Randago, Rambula, Nyawara, Nyangoma, Mwer, Bondo , Rageng'ni and Wagoro	48 M	CGS/ Partners	2 Years	H and S
Renovate Health Facilities and hospitals	To improve the working environment	2	Currently, the major renovation is ongoing in Siaya County referral hospital and is in the final stages of completion and at Sigomere hospital	116 M	CGS/ Partners	1 Year	H and S
Construct general wards	To improve access to quality health care	4	Currently, there are ongoing constructions of wards in Nyaguda, Lidha, Siala and Abidha Health Centers	20 M	CGS/ Partners	2 Years	H and S

Project Name and Location	Objectives	Targets	Description of Activities	Cost	Source of Funding	Time-frame	Implementing Agency
Establish Theatres in Ambira and Madiany hospitals	To improve surgical operations	3	Currently the renovations are ongoing on existing buildings to be converted to surgical theatres in Madiany, Ambira and Ukwala Hospitals	8 M	CGS/ Partners	1 Year	H and S
Equip health facilities	To improve the diagnostic and client management	10	Various assorted equipment are procured for the hospitals and health facilities across the county	100 M	CGS/ Partners	5 years	H and S

New Development Projects

Project Name and Location	Objectives	Targets	Description of Activities	Cost	Source of Funding	Timeframe	Implementing Agency
Renovate health facilities	To improve the working environment and general outlook of the health facilities and modifications for special needs	15	1 laboratory renovated in Ukwala Hospital	90,000,000	CGS/ Partners	2018-2022	H and S
			4 staff houses renovated in Manyau anda, Ukwala, Ambira and Yala				
			2 wards renovated in Madiany and Sigomere				
			4 mortuaries renovated at Ukwala, Siaya, Yala and Madiany hospitals				
4 maternity wings renovated at Yala, Madiany, Uyawi and Sigomere hospitals							
Construction of new staff houses	To provide enabling environment for offering 24 hour services in health facilities	15	Construct new staff houses across the health facilities in the County	75,000,000			H and S
Construction of new maternity wings	To improve the health care service delivery	2	Construct 2 new maternity wings to completion	10,000,000	CGS/ Partners	2018-2022	H and S
Construction of new model wards		6	Construct 6 new model wards to completion	60,000,000			
Construction of new mortuary		1	Construct a new independent mortuary to serve the whole county	10,000,000			
Expansion of Siaya County Referral Hospital		1	Construct a psychiatric ward (Siaya county referral hospital)	15,000,000			
		1	Construct and equip a radiology unit with a CT scan	15,000,000			

Project Name and Location	Objectives	Targets	Description of Activities	Cost	Source of Funding	Timeframe	Implementing Agency
		1	Construction of a surgical ward	8,000,000			
Construction and equipping of new laboratories	To improve the quality of diagnostic services in the health facilities	4	Construct new laboratories and purchasing of laboratory equipment for Wagai, Madiany, Sigomere and Urenga	25,000,000	CGS/ Partners	2018-2022	H and S
Construct drug stores		3	Construct a central drugs warehouse at Siaya and two other stores at Madiany and Ukwala	20,000,000			
County blood transfusion unit/Blood Bank		1	Construct a central blood transfusion center at the referral hospital	15,000,000			
Establish ADA Rehabilitative unit		1	To establish a centre for the rehabilitation centre for the drugs and alcohol addicts	10,000,000			
Procure Laparoscopy machine		1		10 M			
Procure Endoscopy machine		1		10 M			
Universal Health Care Coverage scheme (transformative)		To improve access to health care by all the residents of Siaya county regardless of economic status	All the residents of Siaya County	Availing insurance to health care services to the residence for ease of access to health care			
Establishment of a Biomedical Research Centre (transformative)	To improve quality of health care delivery through conducting of research and proving of evidence associated with health care services	1 Research centre established	Construction of a research centre and a hospital within the county	10 B	CGS/ Partners	2018-2022	H and S

Lands, Physical Planning, Housing and Urban Development

Ongoing projects

Project name/location	Objectives	Targets	Key description of activities	Cost Kshs.	Source of funding	Timeframe	Implementing agency
Valuation roll	To provide a spatial	1	Preparation of Rating Bill	25 M	CGS/	2018	LPP&H

Project name/location	Objectives	Targets	Key description of activities	Cost Kshs.	Source of funding	Timeframe	Implementing agency
	frame work that will guide and coordinate land use development		Public participation on Rating Bill Training		Partners		
County spatial plan		1	Preparation of final draft Validation and approval Printing and dissemination	45 M	CGS/ Partners	2018	LPP&H
Automate Public land records system	Improve efficiency of land records	1	Data collection Geo referencing Systems development	30 M	CGS/ Partners	2018-2020	LPP&H
Development of an Integrated Geographic Information System (GIS)	To provide a spatial platform for information analysis and dissemination	1	Data collection and digitization System development System maintenance Capacity building	45M	CGS/ Partners	2018-2020	LPP&H

New 2018-2022 project proposals

Project name/location	Objectives	Targets	Key description of activities	Cost Kshs.	Source of funding	Time frame	Implementing agency
Program Name: County Land Administration and Surveying							
Objectives: To secure land for public use and investments, property boundaries of public/plot, government houses and trading centers							
Outcome: Reduce Conflict and Improve Investor Confidence							
Land surveying and mapping	To provide survey work that will guide and coordinate land use development	46 units	Survey 16 urban centres Survey 30 administrative units (wards)	120 M	CGS/ Partners	5 Years	LPP&H
		80 pillars	Install 80 Survey Control Pillars for provision of Third Order Geodetic Control Survey 50 Km of sewer lines (distribution lines)				
		600 km	Survey 600 Km of county roads				
		100 km	Survey 100 Km of water lines				
		300 ha	Survey 300 HA of non gazzetted hills				
		20 ha	Survey 20 HA of tourist/ heritage sites				
		200 ha	HA of parcels procured				
County Public Land administration		3 offices	Number of sub county land records offices established	420 Million	CGS/ Partners	2018-2022	LPP&H
Program Name: Land Use Planning							
Objectives: To provide a spatial frame work that will guide and coordinate land use development for sustainable livelihood							
Outcome: Well Managed Land and its Resources for Sustainable Development of the County							

Project name/location	Objectives	Targets	Key description of activities	Cost Kshs.	Source of funding	Time frame	Implementing agency
County Physical Development plans	To provide a spatial frame work that will guide and coordinate land use development	7	Develop spatial development plans for 7 principal towns	115M	CGS/ Non State Actors	2018-2022	LPP&H
		12	Develop spatial development plans for 12 intermediate urban centres	84M	CGS/ Partners	2018-2022	LPP&H
		40	Prepare 40 Market layout plans	6M	CGS/ Partners	2018-2022	LPP&H
Program Name: Housing Development and Management							
Objectives: To provide adequate, affordable, decent housing and quality estates management services							
Outcome: Delivery of Adequate, Decent and Affordable Housing Units To All.							
Purchase Land for housing development	To provide adequate, affordable, decent housing and quality estates	6	Tendering Valuation	100M	CGS National govt/ partners	2018-2022	LPP&H
Renovate Housing units		45	Improvement of houses to current acceptable standards	29M			LPP&H
Fencing of staff quarters		4	Survey and Tendering	6.4M			LPP&H
Develop septic tanks for the staff houses		4	Prepare BQs and tendering	13M			LPP&H
Develop new housing units (Transformative)		100	Acquisition of land and Construction	OPEN			CGS, National govt

Enterprise and Industrial Development

On –Going Projects

Project Name/ Location	Objectives	Target	Key Description of activities	Cost (Ksh)	Source of funding	Time Frame	Implementing agency
Staff training and recruitment	To provide transformative leadership, capacity and policy direction in service delivery	21	Recruitment of new staff, capacity build available staff to equip them with latest advancement towards service delivery	60M	CGS/ Partners	2018 - 2022	DTICD
Development and implementation of Policies, bills and Acts		5	Enactment of cooperative, Trade development fund, weights and measures policy and investment policy	12M	CGS/ Partners	2018 - 2020	DTICD
Construction/ refurbishment/ maintenance of office block		4	Refurbishment and maintenance of office block at the headquarters and various subcounty offices	3M	CGS/ Partners	2018 - 2021	DTICD
Sub Sector Name: Trade Development							

Project Name/ Location	Objectives	Target	Key Description of activities	Cost (Ksh)	Source of funding	Time Frame	Implementing agency
Programme Name: Trade Development and Promotion							
On Going Projects							
Establishment of new investments all the wards	To provide an enabling environment that facilitates a competitive trade and investment	600	To promote growth of enterprises	2M	CGS/ Partners	2018 - 2022	DTICD
Investment conference		5 Investment conference	To organise an International Investment Conference	60M	CGS/ Partners	2018 - 2022	DTICD
Domestic and international Trade Fairs/Exhibitions		5 International Trade Fairs and 5 Domestic Trade Fairs 5 Int'l Coop days	To organise and attend international and domestic Trade Fairs	10M	CGS/ Partners	2018 - 2022	DTICD
No of Exhibitors Facilitated for Domestic and International Trade Fairs		100	To attend international and domestic Trade Fairs	30M	CGS/ Partners	2018 - 2022	DTICD
Business Mapping in all the sub Counties		5 business mapping reports	To Conduct business mapping	6M	CGS/ Partners	2018 - 2022	DTICD
Training and Capacity Building for SMEs in all the wards	To enhance entrepreneurial and Management Services	30 entrepreneurial trainings	To conduct business training skills for the SMEs	6M	CGS /KIBT	2018 - 2022	DTICD
Market Infrastructure Development all the wards	To improved Business Environment	2029 various market infrastructural developments	Install 466 Solar Lamps/masts; Construct 125 sanitation facilities (toilets) in markets; Upgrade 60 drainage systems; Construct/renovate 4 Modern markets; Construct 25 Market Shades	300M	CGS/ Partners	2018 - 2022	DTICD
Sub Sector Name: Cooperative Development							
Programme Name: Cooperative Development and Management							
Cooperative awareness campaign programmes	To provide awareness programs that will	47 Awareness campaign	Plan and conduct awareness campaign programmes	10M	CGS/ Partners	2018 - 2022	DTICD

Project Name/ Location	Objectives	Target	Key Description of activities	Cost (Ksh)	Source of funding	Time Frame	Implementing agency
	orient, train and develop clients by improving skills, knowledge, capabilities and competencies towards sustainable cooperative development	programmes					
Recruitment of mbrs. and registration of new cooperative societies		95 New cooperative Societies	To recruit mbrs and register new cooperative societies	2M	CGS/ Partners	2018 - 2022	DTICD
Revitalization of dormant cooperative Societies		17 Dormant Cooperative Societies Revitalized	To conduct trainings aimed at revitalization dormant cooperative societies	3M	CGS/ Partners	2018 - 2022	DTICD
Cooperative Audits and Inspections		376 Audit and Inspection Reports	To conduct inspections and produce cooperative audit reports	4M	CGS/ Partners	2018 - 2022	DTICD
Sub Sector Name: Weights and Measures							
Programme Name: Promotion of Fair Trade Practices and Consumer Protection.							
i) Ongoing projects							
Standards Administration	To improve consumer confidence in value for money and ensure uniformity & traceability of the County Working Standards	100% with Weights and Measures regulations	To conduct annual verification and Bi-annual Calibration programmes	8M	CGS/ Partners	2018 - 2022	DTICD
legal metrology Sensitization programmes all the wards	To improve access to information on legal metrology affairs	150 Sensitization reports on legal metrology matters	Conduct various sensitization programmes through organised meetings at verification centres.	6M	CGS/ Partners	2018 - 2022	DTICD
Enforcement and litigation	To reduce number of criminal offences in compliance with Weights and measures	100% of the complaints investigated & prosecuted in	To investigate & and prosecute criminal offences	2M	CGS/ Partners	2018 - 2022	DTICD

Project Name/ Location	Objectives	Target	Key Description of activities	Cost (Ksh)	Source of funding	Time Frame	Implementing agency
	regulations	compliance with law					

New projects proposals

Project Name/ Location	Objectives	Targets	Key Description of activities	Cost (Ksh)	Source of funding	Time Frame	Implementing agency
Corrugated Metal containers	To provide an enabling environment that facilitates competitive trade and investment	30	To construct corrugated metal containers for SMEs	60M	CGS/ Partners	2018-2022	DTICD
Alcoholic substance rehabilitation centres		1	To complete 1 rehabilitation centre	18M	CGS/ Partners	2018-2022	DTICD
Lincences Issued		1990	To issue new and renewable lincences	3M	CGS/ Partners	2018-2022	DTICD
Improvement of Market Infrasturcture		280 solar lamps/Masts 220 Management Committees Estabelished 4 Modern Markets 25 Market Shades Constructed	To instal Solar Masts, Establish Market Management Committees,Construct modern Markets and Market Shades	60M	CGS/ Partners	2018-2022	DTICD
Capacity Building for SME's		730 SME's	To train 730 SME's on business skills	10M	CGS/ Partners	2018-2022	DTICD
		30 SME's	To Link SME's to Export Promotion Councils(EPC)	10M	CGS/ Partners	2018-2022	DTICD
Trade Development and Investment		600	To Estabelish 600 new Investments	30M	CGS/ Partners	2018-2022	DTICD
		5	To prepare 5 Business Maps	10M	CGS/ Partners	2018-2022	DTICD
		5	To conduct 5 County Trade Fairs	5M	CGS/ Partners	2018-2022	DTICD

		100 Exhibitors	To facilitate 100 exhibitors to Domestic and International Trade Fairs	10M	CGS/ Partners	2018-2022	DTICD
		3 Conferences	To conduct 3 Investment Conferences	60M	CGS/ Partners	2018-2022	DTICD
Industrial Development and Investment	To improve Industrial Development and promotion	3 Industries	To develop 3 new industries	3B	CGS/ Partners	2018-2022	DTICD
		18 Industries	To rehabilitate 18 existing industries	180M	CGS/ Partners	2018-2022	DTICD
		5 Fora	To conduct 5 annual investment fora	15M	CGS/ Partners	2018-2022	DTICD
County Enterprise Development Funds	To empower Coop societies through access to affordable credit as anchored on the Cooperative Development Fund Act	1		900M	CGS/ Partners	2018-2022	DTICD
		Empowerment of individual traders access to affordable credit as anchored on the Trade Development Fund Act	1		200M	CGS/ Partners	2018-2022

New projects proposals

Project Name/ Location	Objectives	Targets	Key Description of activities	Cost (Ksh)	Source of funding	Time Frame	Implementing agency
Cooperative Society Development	To revamp the stalled cooperative industries	17 stalled and New Cooperative industries Revived	To Capitalise stalled Cooperative industries	55M	CGS	2018 - 2022	DTICD
Capitalisation of Cooperative Industries	To enhance capacity of Cooperative Societies	1 cooperative Fund	To mobilise Cooperative Sector Turn Over	1.82B	CGS	2018 - 2022	DTICD
Cooperative Extension Services	To enhance capacity of Cooperative Societies	47 Campaigns	To Conduct Cooperative Awareness Campaigns	5M	CGS/ Partners	2018 - 2022	DTICD
		94 Cooperatives	To Register New Cooperative Societies	2.5M	CGS/ Partners	2018 - 2022	DTICD
		265,000 Members	Members lending and saving in cooperatives	1M	CGS/ Partners	2018 - 2022	DTICD

Cooperative Oversight and Compliance	To improve Cooperative Governance	376 Audit Reports	To produce Cooperative Audit Reports	5M	CGS/ Partners	2018 - 2022	DTICD
		175 Inspections	To conduct Inspections and Enquiries in Cooperative Societies	5M	CGS/ Partners	2018 - 2022	DTICD
Cooperative Marketing and Value addition	To enhance and promote value addition in cooperative societies	165 Cooperative Societies	Coperative Societies adopting Value Addition	5M	CGS/ Partners	2018 - 2022	DTICD
		55 Products	Products whose value have been added	10M	CGS/ Partners	2018 - 2022	DTICD

New projects proposals

Project Name/ Location	Objectives	Targets	Key Description of activities	Cost (Ksh)	Source of funding	Time Frame	Implementing agency
Mobile Prover Tank	To improve calibration process for both underground tanks and petrol tankers	1 mobile prover tank	To procure a mobile prover tank	4M	CGS	2018-2019	DTICD
Cattle Weigher	To improve consumer/trader confidence in sale of animals in the stock market	6 cattle weighers	To Weigh the livestock the stalk market and to ensure that all are sold at optimum weight	12M	CGS	2018-2022	DTICD
Legal Metrology Laboratory at the Headquarters	To enforce compliance with weights and measures regulations and other subsidiary legislations	1 laboratory/ verification centre constructed and fully equipped	Construction and equipping of County Legal Metrology Laboratory	18M	CGS	2018 - 2021	DTICD
Weights and Measures regulations	To enhance compliance and Enforcement	100%	Fair Trade and Consumer Protection	2M	CGS	2018 - 2021	DTICD
		1391 Inspections	To conduct Impromptu Inspections	2M	CGS	2018 - 2021	DTICD
		15 Investigations	To Conduct Investigations and Compliance	1M	CGS	2018 - 2021	DTICD

Tourism, Culture, Sports and Arts

On-going projects

Project name/ Location	Objectives	Targets	Key description of activities	Cost (Kshs.)	Source of funding	Time frame	Implementing agency
Odera Akang'o Museum	Preserve our heritage and promote tourism	Increase in cultural tourism visitors	Restoration of old cell fencing, construction of ablution block and gate.	3.9 M	CSG	2 Yrs	TCSA
Migwena sports talent academy operational	To transform Migwena into a modern functional stadium and sports academy	1	Construction of pavilion, dressing rooms, hostels and learning rooms,, grading fields, & other related civil works	100,000,000	CGS	5 Years	TCSA
Upgrading Akala Stadium (Ongoing)	To promote sporting activities in the ward		Fencing, construction of a pitch and courts levelling the ground and compacting other associated civil works	14,400,000	CGS	1,2,3,4,5	TCSA
Roll-out high- speed WAN infrastructure and broadband	To increase connectivity to internet in all sub-counties	County Government Offices	Designing network Topology Installation of Network equipment, Network Security Training	36M	CGS/ Partners	2Yrs	CGS
Siaya Stadium (Transformative)	Promote sports	1	Construction of pavilion, dressing rooms, grading fields, installation of sports equipment & other related civil works	1.2 B	CGS		TCSA

New 2018-2022 Project Proposals

Project Name/ Location	Objectives	Target	Key Description of activities	Cost (Ksh)	Source of funding	Time Frame	Implementing agency
Support services	To improve service delivery	3vehicles 2policies 4guidelines	Procure tour guide vehicle Formulate policies	25 M	CGS/ Partners	2018- 2022	TCSA

Project Name/ Location	Objectives	Target	Key Description of activities	Cost (Ksh)	Source of funding	Time Frame	Implementing agency
			Develop and implement guideline Implement reports on policies,laws and regulation				
Tourism promotion and marketing	To publicise County as a tourist destination	All sites	Produce and distribute publicity materials, Hold 24 tourism publicity events and Install 22 Signages and 28 billboards on all key entrances, Feasibility study on beach tourism, promote beach tourism	50M	CGS/ Partners	2018-2022	TCSA
Tourism infrastructure development	To improve tourism infrastructure	All sites	Improve road access leading to tourist sites, Installation of utilities; water and electricity Development of tourism information centre Establishment of a forest park Construction of a museum Homestay development Development of Mahira falls in Sididndi, Ndanu falls in Gem, Siungu beach and Akara	150M	CGS/ Partners	5 years	TCSA
Got Ramogi Cultural centre (Transformative)	To diversify the tourism products in the County and empower the community	1 cultural centre developed	Undertake a feasibility study Develop the building designs Construct and expand the cultural facility Develop a conference facility Construct parking areas	80 M	CGS/ Partners	2019-2022	TCSA

Project Name/ Location	Objectives	Target	Key Description of activities	Cost (Ksh)	Source of funding	Time Frame	Implementing agency
Promotion and restoration of cultural heritage in the County	To promote the rich Luo cultural heritage		Restoration of Mageta Island, Achieng' Oneko Mausoleum and Tom Mboya heritage sites Promote cultural activities within wards Introduce cultural days within wards and a major county cultural days Identify gems within clans, documents and disseminate the information	30M	CGS/ Partners	5 years	TCSA
Development of Lake Kanyaboli National Reserve	To attract more tourists	Diversification of a tourism products	Secure boundaries of the Kanyaboli Conservation area (six wire solar fencing); Build a ring road (gravel standard) around Kanyaboli; Construct footpath bridges across the wetlands; Build observation posts (bamboo type); Build a restaurant and offices at the main gate to Kanyaboli fish landing beach; Acquire a motor boats and Identify and train county rangers for L. Kanyaboli National Reserve	90 M	CGS/ Partners	2019-2022	TCSA
Improve Sports facilities (playgrounds)	To protect and secure the sports grounds for public use	12	Mapping, demarcation and fencing 12 sports facilities	6M	CGS/ Partners	1,2,3,4,5	TCSA
County Sports talent initiative	To identify and nurture sports talent in the County	1	Conduct county sports tournaments Mentor boys and girls in sporting activities	150 M	CGS/ Partners	1,2,3,4,5	TCSA

Project Name/ Location	Objectives	Target	Key Description of activities	Cost (Ksh)	Source of funding	Time Frame	Implementing agency
			<p>Hold boat races in lake Victoria</p> <p>Conduct traditional sports</p> <p>Hold Half-race marathon around lake kanyaboli</p> <p>Secure 100 playgrounds in schools</p> <p>Purchase and distribute assorted sports equipment</p>				
Promotion of creative arts	To identify and nature creative arts in the county	1	<p>Construct a talent centre</p> <p>Conduct creative art auditions to show case talents in music, drama,dance and visual arts</p> <p>Exposure to other national and international creative arts forums</p> <p>Develop creative arts academies</p> <p>Mentoring creativity and innovations</p>	50M	CGS/ Partners	1,2,3,4, 5	TCSA
County Enterprise Resource Planning (ERP) Management Information Systems	To enhance ICT infrastructure and support service delivery across all sectors at all levels	5	Project Planning, Design Configuration, Go-Live, Purchase of Hardware/ software	200M	CGS/ Partners	2018- 2022	G&A
Establish information Communication in Resources Centres		5	Construction of training facility, Equipping the resource centre, Training of Trainers	70M			G&A
ICT for Vocational Training Centres		6	Equipping of the training centre, Training of Trainers	100M			G&A
Expanding and Upgrading County ICT Infrastructure		All county Government	Roll-out high-speed broadband infrastructure to all the	50M			PPP, GOK/

Project Name/ Location	Objectives	Target	Key Description of activities	Cost (Ksh)	Source of funding	Time Frame	Implementing agency
		Offices	sub-counties and Upgrade ICT infrastructure		CGS		
County Portal	To Develop mechanisms for meaningful citizen participation	Public	Designing of the County Portal. Development of Content to be Published	30M	PPP, CGS	2018-2022	G&A
ICT for Development programme (county wide)	To encourage use of ICT for development and livelihoods	90% coverage of Vocational training centres by 2022	Partner with ICT service providers to improve network coverage; Partner with ICT Service Providers for software application for e-service delivery at County level; Promote ICT in schools to improve education standards in the county.	100M	PPP, GOK CGS	2018-2022	G&A
Public Service Board Office Complex	Provide Office Accommodation to Public Service Board	1	Completed Office Block	100M	CGS	2018-2022	Public service Board

ROADS, PUBLIC WORKS AND TRANSPORT

Ongoing Roads Projects

Project name/location	Objectives	Targets	Key description of activities	Cost Kshs.	Source of funding	Timeframe	Implementing agency
Open, grade, gravel and culvert new access	To increase accessibility and	220km	Opening (dozing works), Graveling	110m	CGS	2018	DRT&PW KRB

Project name/location	Objectives	Targets	Key description of activities	Cost Kshs.	Source of funding	Timeframe	Implementing agency
roads	mobility within the county		Setting out horizontal alignment,				KERRA KURA DLPP&H
Maintain roads across the county	To increase accessibility and mobility within the county	1260km	supply and installation of concrete piped culverts Heavy/light grading	112m	CGS KRB		
Ugunja –Ukwala- Ruambwa Rd Ugunja – Butere Rd Kodiaga –Wagai - Onyinyore Rd Boro – Ndere Rd	To increase accessibility and mobility within the county	27km	Opening (dozing works), Gravelling Setting out horizontal alignment, Supply and installation of concrete piped culverts Heavy/light grading Bitumen wearing course	4.1B	KRB	2YRS	KERRA KENHA

New Roads 2018-2022 Priority Projectts

Project name/location	Objectives	Targets	Key description of activities	Cost Kshs.	Source of funding	Timeframe	Implementing agency
Open, grade and gravel new access roads	To increase accessibility and mobility within the county	860 km	Opening (dozing works) and Gravelling 860 Km	1.7B	CGS KRB	2018-2022	DRT&PW KERRA KURA DLPP&H
Maintain roads across the county	To increase accessibility and mobility within the county	1850 km	Maintain 1850 km of county roads Setting out horizontal alignment, Heavy/light grading				
Construction and maintenance of bridges	To increase connectivity within	4 bridges	Construct 4 bridges	600M	CGS, KENHA KERRA	2018-2022	DRT&PW KERRA

Project name/location	Objectives	Targets	Key description of activities	Cost Kshs.	Source of funding	Timeframe	Implementing agency
	the county	12 bridges	Maintain 12 bridges	24 M	CGS, KERRA KENHA		KENHA
Construction of footbridges		4 footbridges	Construct 4 footbridges	40 M	CGS		
Construction and maintenance of jetties and piers	To improve county drainage and water transport	2	Construct 2 new jetties	10M	CGS	2018-2022	DRT&PW
		8	Maintain 8 existing jetties	16M			
Construction of urban drainage system		9	Construction of 9 urban drainage systems	90 M			
Maintenance of urban drainage systems		7	Maintenance of 7 urban drainage systems	7M			
Establishment of Mechanical transport Fund		1	Establishment of 1 MTF fund policy Maintenance of an established MTF fund policy	1M			
Construction of bus parks and parking bays	To increase the number of revenue streams	15	Construct 15 new parking bays	60M	CGS	2018-2022	DRT&PW
		5	Construct 5 new bus parks constructed	400M			
Street naming		9	Invest in street naming targeting major county towns	15M			
County public works			Equip Materials laboratory Construct and equip 2 Sub Counties works yards Supervise construction of county buildings	30M 14M 5% of project cost			
Fire fighting	To enhance disaster preparedness	3	County fire fighting station constructed	210M	CGS	2018-2022	DRT&PW

Project name/location	Objectives	Targets	Key description of activities	Cost Kshs.	Source of funding	Timeframe	Implementing agency
			County fire fighting station equipped	120M			
Solar lights	To improve security and promote 24 hr economy	870	Existing solar street lights maintained	43M	CGS	2018-2022	DRT&PW
		160	Solar street lights/flood lights installed in Urban centres and markets	32 M			
Energy conservation (county wide)	10% households using Improved cookstoves	Construction, Distribution & commissioning of improved cookstoves		7.2M	CGS	5 years	CDE
	3 solar power stations and grids in Ndeda, Mageta & Magoya	Installed Solar power stations and grids		160M	CGS, Renew Via Energy Ltd -German Federal Rpublic	5 years	CGS, Renew Via Energy Ltd. Magoya-Konjra Community-Based Organization
	1 small hydro power stations	Construction of 1 MW small hydro power stations		178M	-Obama Power Africa Initiative	5 years	Magoya-Konjra Community-Based Organization
	50 solar powered boreholes	Equipping of solar powered pumps		125 m	CGS	5 years	CDW

New Roads 2018-2022 Priority Projectts

Project name/location	Objectives	Targets	Key description of activities	Cost Kshs.	Source of funding	Timeframe	Implementing agency
Tarmack County roads (Low volume tamarck)	To improve county competitiveness	23 km	Tarmac link roads across the county (tarmac to tarmac)	1.15B	CGS Kerra	2018-2022	DRT&PW; KERRA KENHA and KURA

Project name/location	Objectives	Targets	Key description of activities	Cost Kshs.	Source of funding	Timeframe	Implementing agency
Upgrading of airstrips		3	links) Upgrade Sega, Gombe and Dominion airstrips		kenha		DRT&PW KAA
Construct and equip fire stations (Transformative)	To enhance safety and security and secure properties	3	Construction of fire stations in Ugunja, Bondo and Siaya town Equipped the 3 fire stations	210 M	CGS	2018-2022	DRT&PW
Construct a crossing bridge across River Nzoia (Transformative)	To increase mobility and accessability.	1	Construction of crossing bridge across River Nzoia Connecting west alego and west ugenya	250 M		2018-2022	