

**INFOTRAK VOICE OF  
THE PEOPLE POLL**

**FEBRUARY 2023**

<b>When was the survey conducted?</b>	<b>21<sup>st</sup> – 24<sup>th</sup> February 2023</b>
<b>How was the survey conducted?</b>	Quantitative interviews were conducted through Computer Assisted Telephone Interviews (CATI). This is a periodic Infotrak Poll done as part of the Infotrak omnibus.
<b>Sample</b>	The survey sample achieved was 2149 to represent the universe of adult Kenyans who were 18 years and above at the time of the survey. The sampling frame was designed using Population Proportionate to size (PPS) guided by the 2019 Census.
<b>Geographical Coverage</b>	The survey covered all the 47 counties and 8 regions of Kenya. To ensure national representativeness, the distribution of the survey sample across the regions was proportionately allocated.
<b>What was the margin of error?</b>	<b>±2.1%</b> at 95% degree of confidence.
<b>What was the response rate?</b>	94% response rate.
<b>Weighting</b>	Where the achieved interviews differed slightly from the intended sampled proportions per demographic group, the dataset was weighted to correct for over or under sampling thus ensuring the sample was proportionately representative of the target population.
<b>Data Analysis</b>	Quantitative Data was processed and analyzed using SPSS version 26 statistical software due to its high accuracy and reliability.

REGION	Adult Population (Millions)	Regional Proportions	Sample Achieved per Region
COAST	2.3	9%	206
NORTH EASTERN	1.0	4%	90
EASTERN	3.9	15%	322
CENTRAL	3.4	13%	239
RIFT VALLEY	6.6	26%	534
WESTERN	2.5	10%	213
NYANZA	3.2	12%	286
NAIROBI CITY	2.9	11%	259
TOTAL	25.7	100%	2149

# DIRECTION OF THE COUNTRY





**DIRECTION THE COUNTRY IS TAKING**

**62%**

**WRONG  
DIRECTION**

**15%**

**NEITHER  
RIGHT OR WRONG**

**22%**

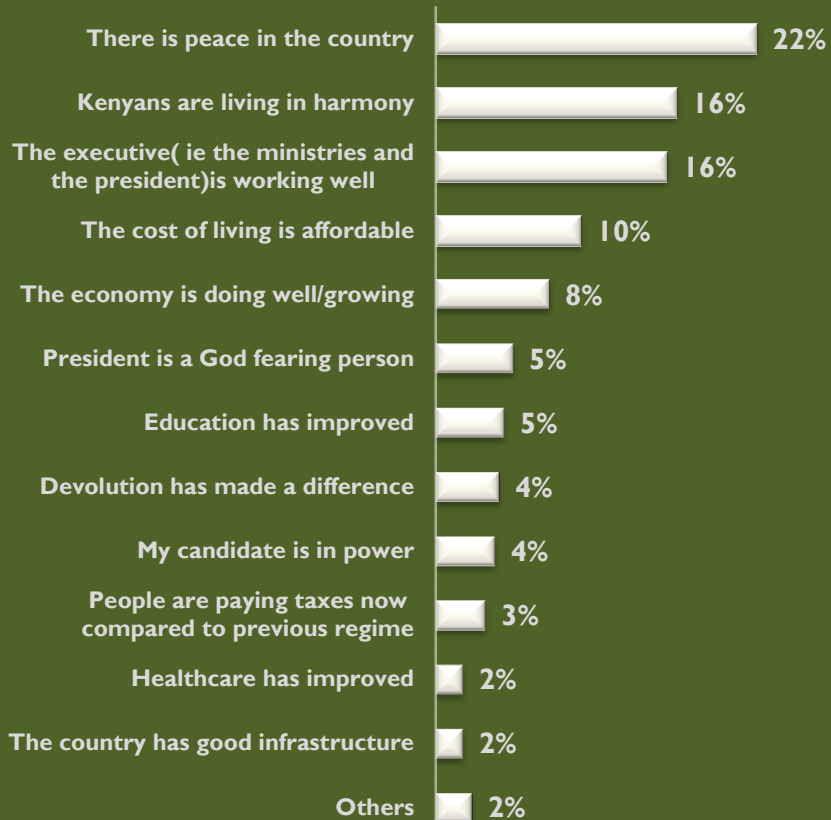
**RIGHT  
DIRECTION**

DON'T KNOW/REFUSED TO  
ANSWER 2%

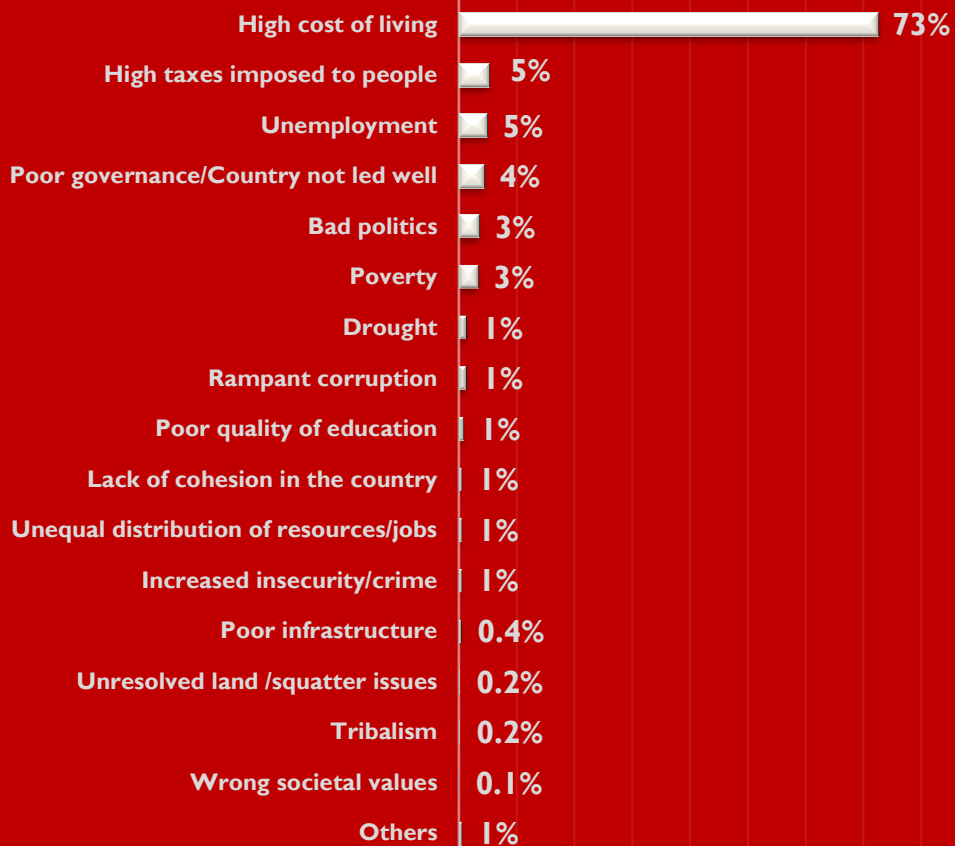


# REASONS WHY KENYANS FEEL THAT THE COUNTRY IS HEADED IN THE RIGHT OR WRONG DIRECTION

## REASONS FOR RIGHT DIRECTION



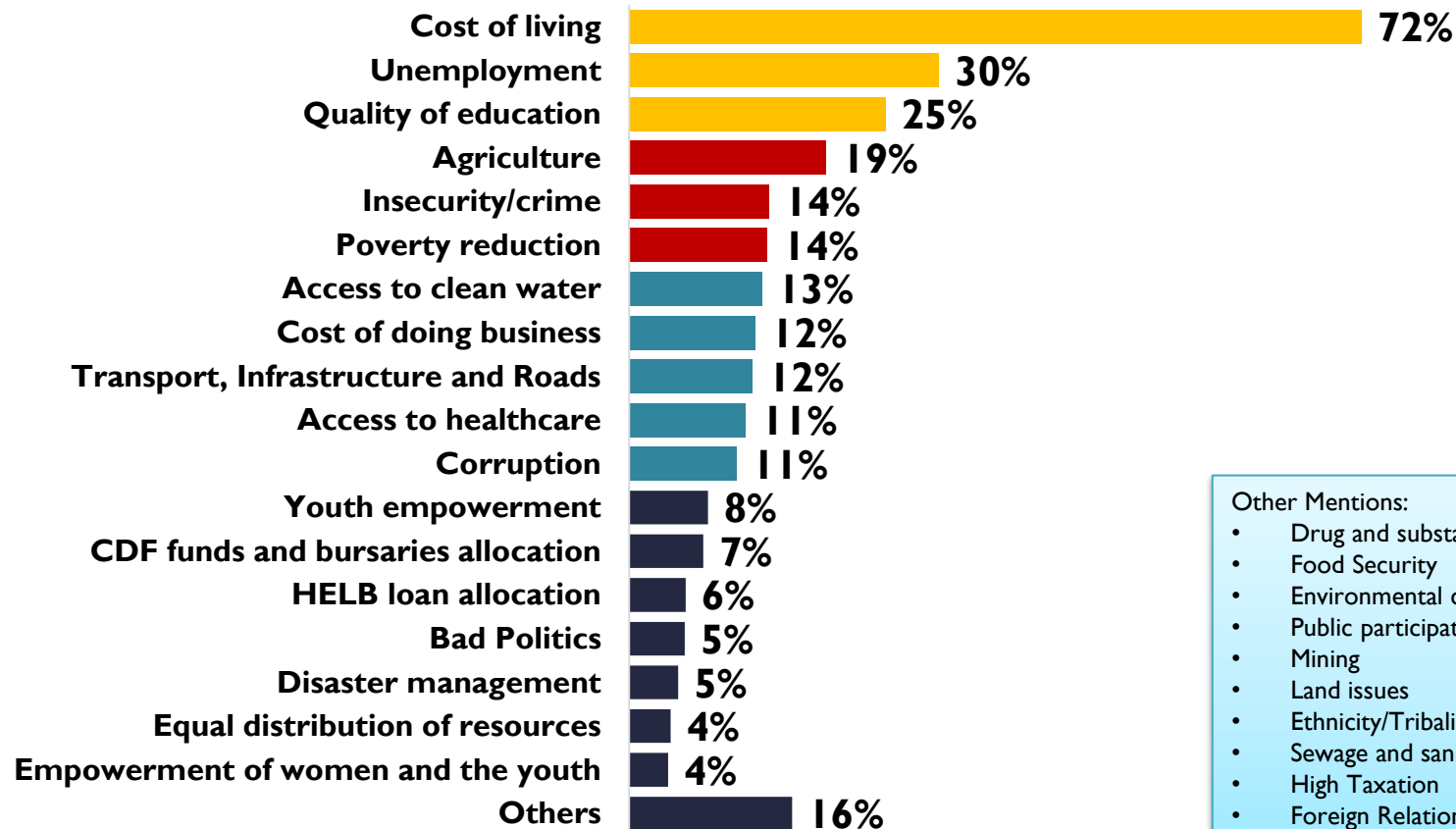
## REASONS FOR WRONG DIRECTION



Why do you think that the country is going in right or wrong direction?

# KEY ISSUES OF CONCERN





## Other Mentions:

- Drug and substance abuse
- Food Security
- Environmental conservation
- Public participation
- Mining
- Land issues
- Ethnicity/Tribalism
- Sewage and sanitation
- High Taxation
- Foreign Relations

Could you kindly mention the three key issues that concern you as a Kenyan and that should be addressed as a matter of priority?

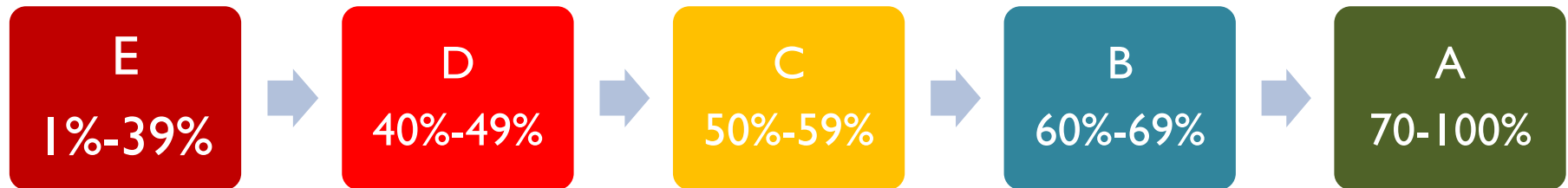
n=2149



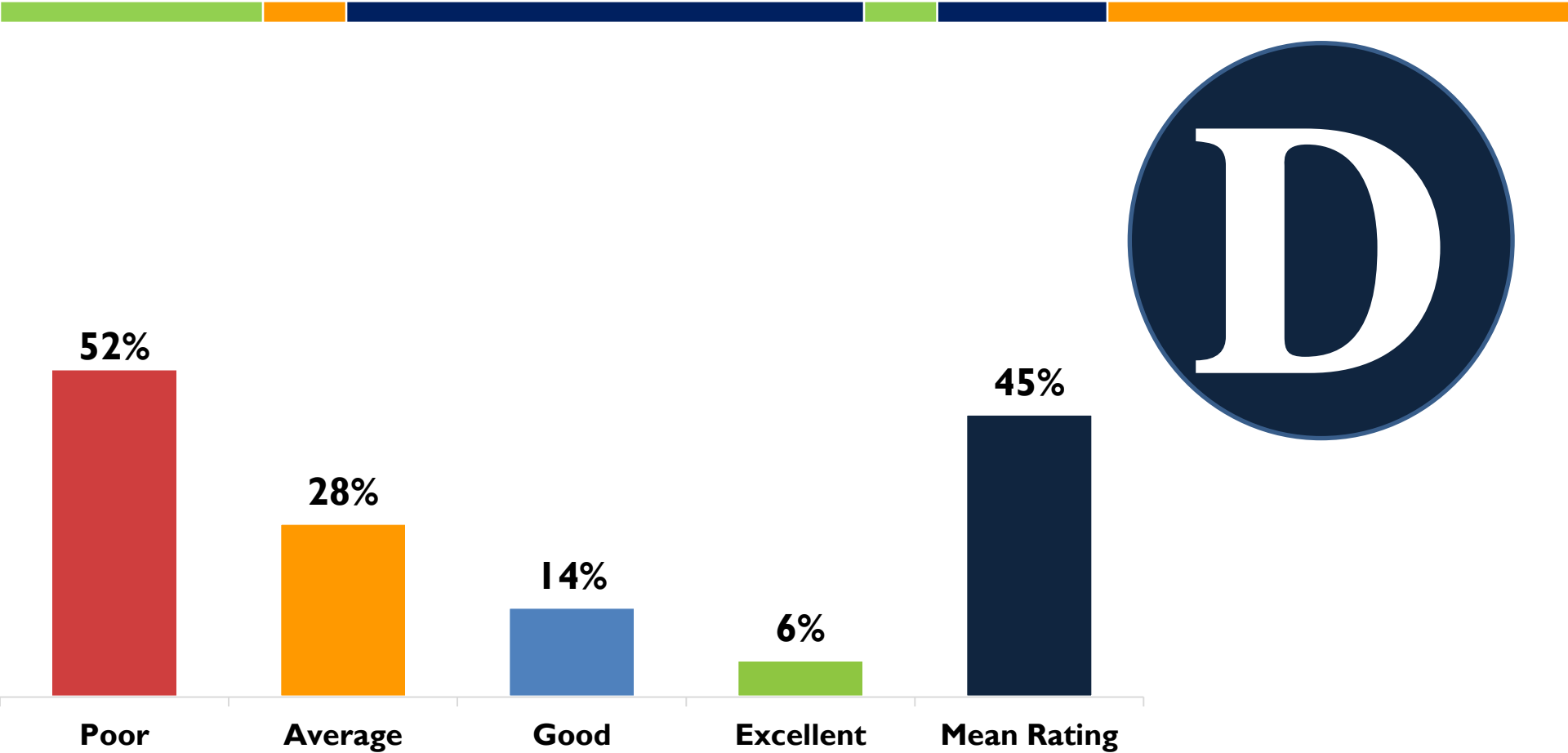
# OVERALL PERFORMANCE OF MINISTRIES



1	2	3	4	5	6	7	8	9	10
POOR				AVERAGE		GOOD		EXCELLENT	
NEEDS URGENT ATTENTION				NEEDS IMPROVEMENT		KEEP IT UP WORK TOWARDS EXCELLENCE		WELL DONE RETAIN AS BEST PRACTICE	



## OVERALL PERFORMANCE FOR MINISTRIES IN KENYA

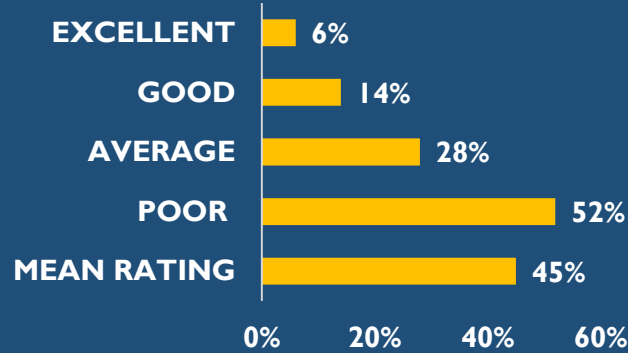


So far how would you rate the overall performance of the various ministries in the first 100 days after the swearing in of president Ruto's Cabinet?

# MINISTRY PERFORMANCE



**URGENT ATTENTION**



		Poor	Average	Good	Excellent	Mean Rating
1	Ministry of Information Communications & Digital Economy	37%	28%	22%	12%	54%
2	Ministry of Roads and Transport	44%	27%	19%	10%	50%
3	Ministry of Defence	43%	29%	19%	9%	49%
4	Ministry of Tourism, Wildlife, and Heritage	47%	30%	17%	7%	48%
5	Ministry of Health	46%	29%	18%	7%	47%
5	Ministry of Education	48%	25%	18%	9%	47%
5	Ministry of Youth Affairs, Sports, and the Arts	49%	28%	16%	7%	47%
5	Ministry of Interior and National Administration	45%	32%	15%	8%	47%
5	Ministry of Environment and Forestry	48%	30%	16%	5%	47%
10	Ministry of Foreign and Diaspora Affairs	48%	31%	16%	5%	46%
11	Ministry of Agriculture and Livestock Development	53%	25%	16%	7%	45%
12	Ministry of Lands Public Works Housing & Urban Devpt	53%	29%	13%	5%	44%
12	Ministry of Public Service, Gender, and Affirmative Action	51%	31%	13%	5%	44%
14	Ministry of Cooperatives and MSME Development	55%	29%	12%	4%	43%
14	Ministry of Trade, Investments, and Industry	55%	27%	13%	5%	43%
16	Ministry of East African Community, Arid Semi-Arid Regional Devpt	57%	29%	11%	3%	42%
16	Ministry of Mining, Blue Economy, and Maritime Affairs	58%	29%	10%	3%	42%
18	Ministry of Labour and Social Protection	60%	27%	10%	3%	41%
19	Ministry of Water, Sanitation, and Irrigation	60%	24%	11%	5%	40%
20	Ministry of Energy and Petroleum	70%	20%	8%	2%	35%
20	The National Treasury and Economic Planning	69%	21%	7%	3%	35%
	Overall	52%	28%	14%	6%	45%



# MINISTRIES FIRST 100 DAYS PERFORMANCE SCORECARD

RANK		Poor	Average	Good	Excellent	Mean Rating	Grade
1	Ministry of Information, Communications, and the Digital Economy	37%	28%	22%	12%	54%	C
2	Ministry of Roads and Transport	44%	27%	19%	10%	50%	
3	Ministry of Defence	43%	29%	19%	9%	49%	D
4	Ministry of Tourism, Wildlife, and Heritage	47%	30%	17%	7%	48%	
5	Ministry of Health	46%	29%	18%	7%	47%	
5	Ministry of Education	48%	25%	18%	9%	47%	
5	Ministry of Youth Affairs, Sports, and the Arts	49%	28%	16%	7%	47%	
5	Ministry of Interior and National Administration	45%	32%	15%	8%	47%	
5	Ministry of Environment and Forestry	48%	30%	16%	5%	47%	
10	Ministry of Foreign and Diaspora Affairs	48%	31%	16%	5%	46%	
11	Ministry of Agriculture and Livestock Development	53%	25%	16%	7%	45%	

So far how would you rate the overall performance of the various ministries in the first 100 days after the swearing in of president Ruto's Cabinet.



# MINISTRIES FIRST 100 DAYS PERFORMANCE SCORECARD

RANK		Poor	Average	Good	Excellent	Mean Rating	Grade
12	Ministry of Lands, Public Works, Housing, and Urban Development	53%	29%	13%	5%	44%	D
12	Ministry of Public Service, Gender, and Affirmative Action	51%	31%	13%	5%	44%	
14	Ministry of Cooperatives and Micro, Small, and Medium Enterprises (MSME) Development	55%	29%	12%	4%	43%	
14	Ministry of Trade, Investments, and Industry	55%	27%	13%	5%	43%	
16	Ministry of the East African Community, Arid and Semi-Arid and Regional Development	57%	29%	11%	3%	42%	
16	Ministry of Mining, Blue Economy, and Maritime Affairs	58%	29%	10%	3%	42%	
18	Ministry of Labour and Social Protection	60%	27%	10%	3%	41%	
19	Ministry of Water, Sanitation, and Irrigation	60%	24%	11%	5%	40%	E
20	Ministry of Energy and Petroleum	70%	20%	8%	2%	35%	
20	The National Treasury and Economic Planning	69%	21%	7%	3%	35%	
	Overall	52%	28%	14%	6%	45%	D

So far how would you rate the overall performance of the various ministries in the first 100 days after the swearing in of president Ruto's Cabinet.

# **PUBLIC PERCEPTION ON THE TOP PERFORMING CABINET SECRETARY**




## TOP 5 PERFORMING CSs

1



**KINDIKI KITHURE**

2



**EZEKIEL MACHOGU**

3



**ABABU NAMWAMBA**

4



**SUSAN WAFULA**

4



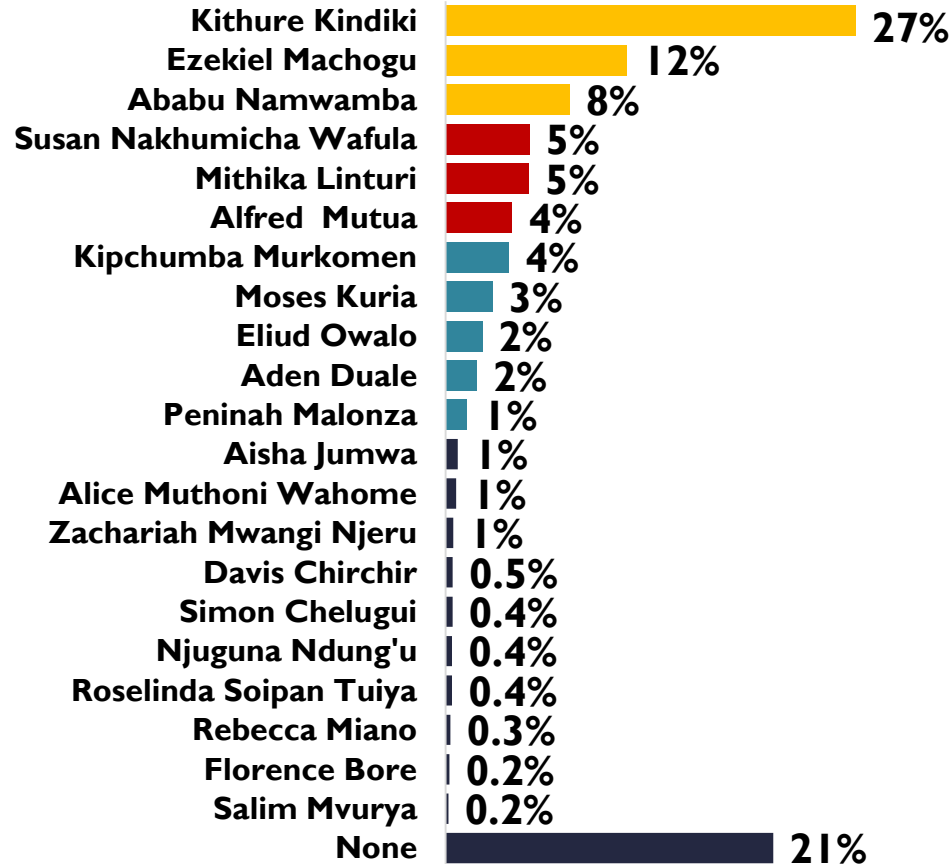
**MITHIKA LINTURI**

5



**ALFRED MUTUA**

# PUBLIC PERCEPTION ON THE TOP PERFORMING CABINET SECRETARY



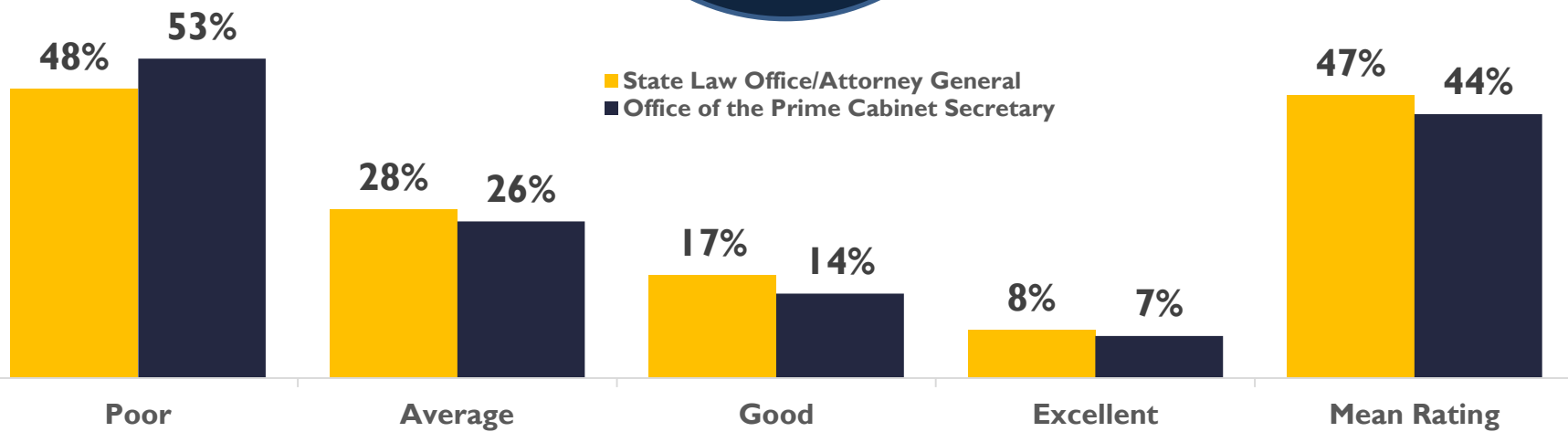

Which Cabinet Secretary (CS) do you think has performed the best in the first 100 days?

n= 2149

# SCORECARD FOR PRIME CABINET SECRETARY & STATE LAW OFFICE





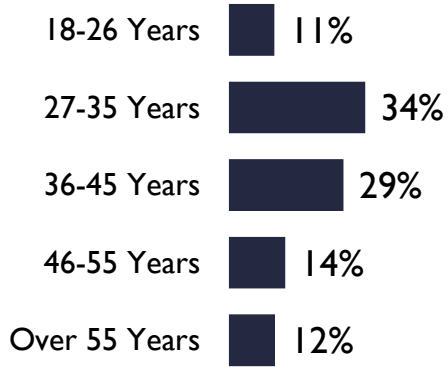


# DEMOGRAPHICS

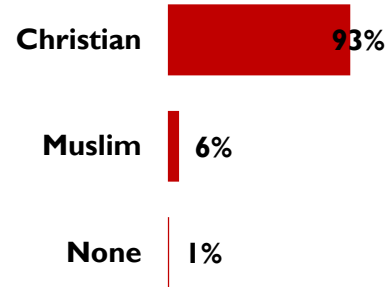


# DEMOGRAPHICS

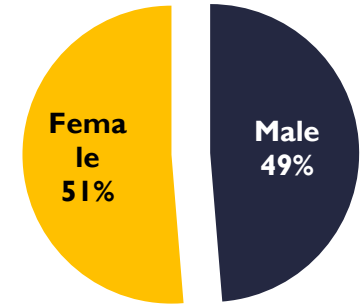
## Age



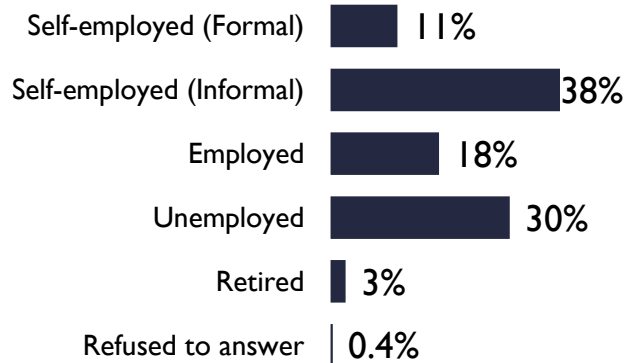
## Religion



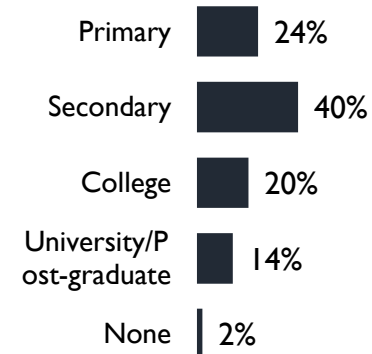
## Gender



## Employment



## Level of Education



**“Infotrak has proven to be an integral and reliable partner not only in providing business solutions but also governance & public policy insights”**

- **Infotrak Research and Consulting is a professional research company that was founded and incorporated under the Laws of Kenya in 2004 following the vision of the founder to provide the Pan African Market with suitable information solutions required to sustain the needs of the ever-growing economies.**
- **Headquartered in Nairobi, Kenya, Infotrak also has affiliate offices in Lagos, Nigeria and field contacts in more than 20 other countries in Sub Saharan Africa.**
- **Providing support to various organisations in the private and public over the last 16 years , we attribute our continuous growth not only innovation, high level of professionalism and dynamism, but also to the intricate attention given to providing clients with relevant and user friendly reports.**

## Infotrak Vision

- **To be the leading Market & Social research firm in Sub Saharan Africa**

## Infotrak Mission

- **To be a one stop, information solutions provider to clients who want to be leaders in their fields.**

## Infotrak Belief

- **Information is power. Only those who really know how to use it become truly powerful. At Infotrak, we place the power of information in your hands!**



Thank  
you!