



KENYA FLORAL ARRANGEMENT CLUB

presents

# *Fusion Flowers*



## *A Competitive Show*

Wednesday 18 May to Saturday 21 May 2016  
Karania Hall, Oshwal Centre





## KENYA FLORAL ARRANGEMENT CLUB

### EXECUTIVE COMMITTEE 2016

Chairman	Vibha Dodhia
Vice Chairman	Anila Hindocha
Hon. Secretary & Ex Officio	Pritesh Shah
Hon. Asst. Secretary	Bindya Shah
Hon. Treasurer	Pravina Shah
Hon. Asst. Treasurer	Naina Anju Shah

### MANAGING COMMITTEE 2016

Anjna Patel, Aruna Shah, Chetna Pathak, Dipti Malde, Dipty Somaia, Geeta Shah, Hansa Patel, Pramila Ladha, Pratibha Tewary, Rashida Hajee, Shila Shah, Shilpa (Bharti) Chandaria & Shilpa Shah

### SHOW COMMITTEE 2016

Convenor	Bindya Shah
Co-Convenor-cum-Show Secretary	Pritesh Shah
Members	Anila Hindocha, Aruna Shah, Pravina Shah & Vibha Dodhia

### DISPOSAL OF DEMO DESIGNS

To be pre-determined by draw during the committee meeting of Tuesday 19 April 2016

Farida 1	
Farida 2	
Farida 3	
Craig 4	
Craig 5	
Craig 6	
Farida 7	
Farida 8	
Farida 9	
Craig 10	
Craig 11	
Craig 12	



*fusion flowers*  
**COMPETITIVE SHOW 2016**  
**ADMISSION**

Adults and members not competing	KES. 300/- per person per day
Children above table height	KES. 100/- per child per day
Children under table height	Free

## PROGRAMME

### Tuesday 26 April 2016

At the Club meeting	Closing date for entries.
---------------------	---------------------------

### Monday 16 May 2016

9 a.m. onwards	Set-Up. <i>Overseas Judges travel and arrive</i>
----------------	---

### Tuesday 17 May 2016

Free day for committee member's personal preparations <i>Overseas Judges can survey demo materials provided a member is available to accompany them</i>	
--	--

Lunch duty \_\_\_\_\_

Dinner duty Welcome Dinner (show committee)

### Wednesday 18 May 2016

7:30 a.m. to 8 a.m.	Off-loading for Classes 6-8 for Stage 3 competitors
8 a.m. to 1 p.m.	Staging of Classes 6-8 (bring packed lunch if necessary)
1 p.m. to 1:30 p.m.	Clearing of Hall (reloading)
Morning	<i>Overseas Judges can survey demo materials provided a member is available to accompany them</i>
2 p.m. onwards	Judging of classes 7 and 8

Lunch duty \_\_\_\_\_

Dinner duty \_\_\_\_\_



## PROGRAMME

Thursday 19 May 2016	
7:30 a.m. – 8 a.m.	Off-loading
8 a.m. – 2 p.m.	Staging of Classes 1-6 (bring packed lunch if necessary)
2 p.m. to 2:30 p.m.	Clearing of hall (re-loading)
3 p.m. onwards	Judging of classes 1 to 6
Morning	Overseas judges collect demo materials

Lunch duty                      Aruna, Bindya, Pravina, Vibha

Dinner duty (at OC)        \_\_\_\_\_

Friday 20 May 2016	
<i>Discussion session with Judges for Competitors and Organizers ONLY</i>	
<b>PLEASE GIVE PRIORITY TO COMPETITORS IN THAT PARTICULAR CLASS DURING DISCUSSION</b>	
8:45 a.m.	Photo session – committee, local judges, overseas judges
9 a.m. to 9:20 a.m.	Class 1
9:20 a.m. to 9:40 a.m.	Class 2
9:40 a.m. to 10 a.m.	Class 3
10 a.m. to 10:20 a.m.	Tea Break for all competitors and judges Vote of Thanks
10:20 to 10:40	Class 4
10:40 to 11:00	Class 5
11:00 to 11:20	Class 6
11:20 to 11:40	Class 7
11:40 to Noon	Break
12 to 12:30	Class 8
2 p.m. to 6 p.m.	Show open to public <i>Overseas judges finalize demo preparations</i>

Lunch duty        \_\_\_\_\_

Dinner duty        \_\_\_\_\_



**Saturday 21 May 2016**

10 a.m. to 6 p.m.	Show open to public (doors close 5:30p.m)
11 a.m. to noon	Demonstrations by Farida Kalim and Craig Bullock (3 designs each)
3 p.m. to 4 p.m.	Demonstrations by Farida Kalim and Craig Bullock (3 designs each)
6 p.m. to 6:30 p.m.	Dismantling

Lunch duty \_\_\_\_\_

Dinner duty \_\_\_\_\_

**Sunday 22 May 2016**

*Judges depart*

Lunch duty                      Farewell Lunch (show committee)

Dinner duty                      \_\_\_\_\_



## SCHEDULE

STAGE I – for competitors who previously fell under Novice and Intermediate categories.

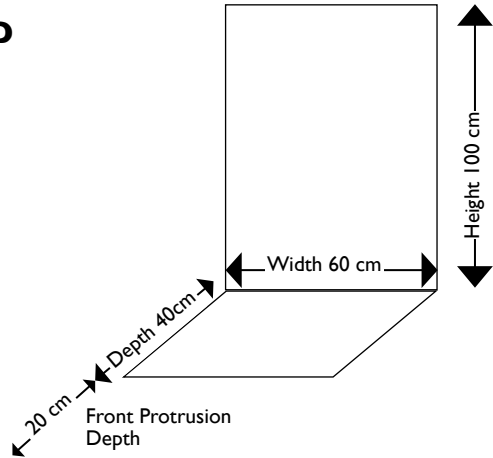
### STAGE I CLASS I

#### GO GREEN AND GET CONNECTED

Space Width 60 cm, table depth 40 cm, front protrusion  
depth 20 cm, height 100 cm

Staging Tabling draped in cream against cream fabric backdrop

Viewed and judged from front



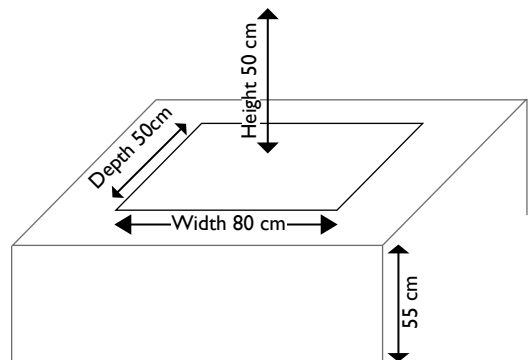
### STAGE I CLASS 2

#### FRESH and DRIED and . . . . .

Space Width 80 cm, depth 50cm, height 50 cm

Staging Low level platform 55 cm from floor draped in black

Viewed all round but judged from above and front





## SCHEDULE

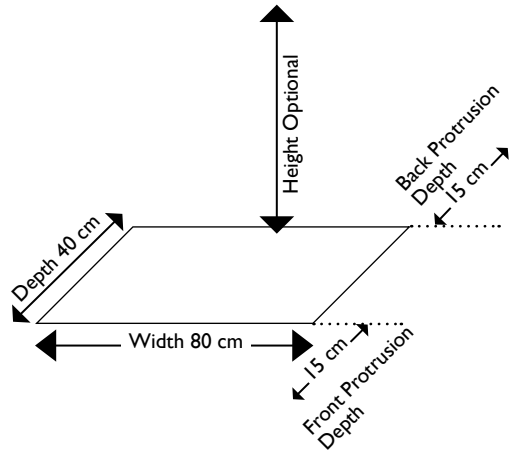
### STAGE I CLASS 3

#### INSPIRED BY THE ORIENT

Space Width 80 cm, table depth 40 cm, protrusion depth on either side 15 cm, height optional

Staging Open tabling draped in mid-grey

Viewed all round but judged from the front







## SCHEDULE

STAGE 2 – for advance level competitors and judges qualified in 2015

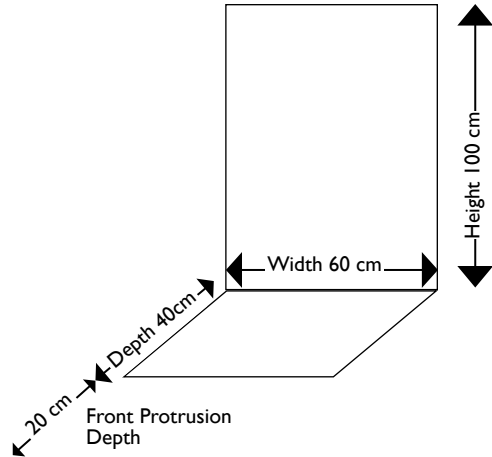
### STAGE 2 CLASS 4

#### FRAMED FOR EFFECT

Space Width 60 cm, table depth 40 cm, front protrusion depth 20 cm, height 100 cm

Staging Tabling draped in mid-grey against mid grey fabric backdrop

Viewed and judged from front





## SCHEDULE

### STAGE 2 CLASS 5

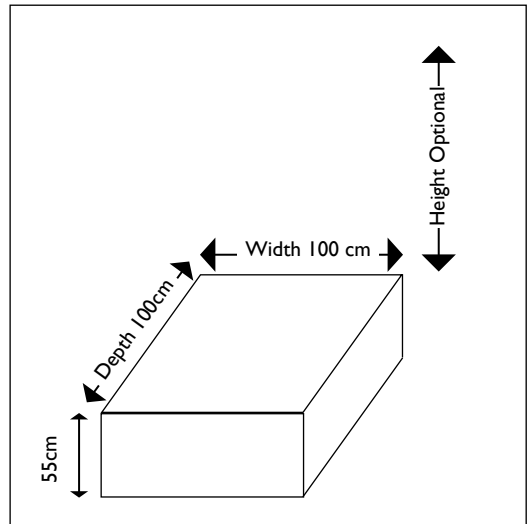
#### CELESTIAL WONDERS

*Inspired by outer space*

Space Width 100 cm, depth 100 cm, height optional

Staging Low level platform 55 cm from floor draped in black against slightly ruched black fabric backdrop

Viewed and judged from front





## SCHEDULE

### OPEN CLASS 6

Open to all

Stage 1 & 2 competitors to stage on Thursday.

Stage 3 competitors to stage on Wednesday.

All exhibits will be judged at the same level.

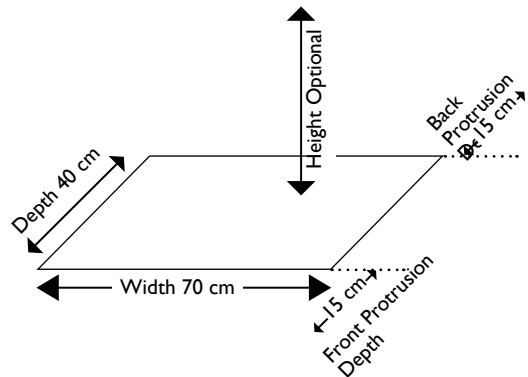
### A MOMENT IN TIME

*Still Life*

Space Width 70 cm, table depth 40 cm, protrusion depth on either side 15 cm, height optional

Staging Open tabling draped in cream

Viewed all round but judged from front





## SCHEDULE

STAGE 3 - Compulsory for all qualified judges who wish to judge classes 1-5

### STAGE 3 CLASS 7

#### DRAMATICALLY STYLED

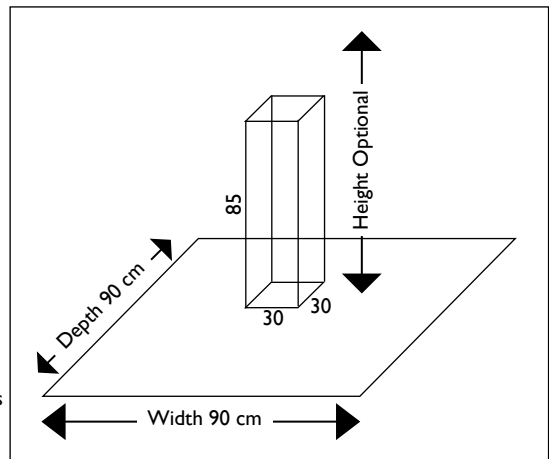
Space Width 90 cm, depth 90 cm, height optional

Staging A moveable charcoal grey plinth placed on the terrazzo floor against a slightly ruched black fabric backdrop

Plinth Width 30 cm, depth 30 cm, height 85 cm  
Advised cost of plinth to be borne by competitors.  
Plinth to be availed for future use at Club events

Viewed and judged from front

The terrazzo floor varies in colour and pattern. If you feel that this visually affects your exhibit, please use your own base.



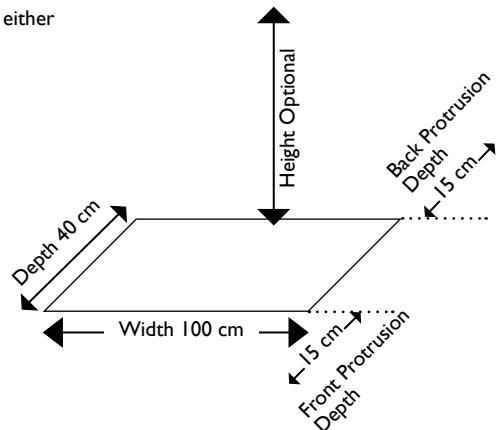
### STAGE 3 CLASS 8

#### ARCHITECTURAL EXPRESSION

Space Width 100 cm, table depth 40 cm, protrusion depth on either side 15 cm, height optional

Staging Open tabling draped in mid-grey

Viewed all round but judged from front





## SHOW RULES

- 1] An exhibit is composed of plant material with or without accessories contained within a space specified in the show schedule. Bases, containers, drapes, exhibit titles and mechanics may always be included in an exhibit. More than one placement may always be included
- 2] Plant material must visually pre-dominate over all other components of the exhibit
- 3] The use of artificial plant material is forbidden even as an accessory.
- 4] Fresh plant material must be in water or water-retaining material unless such material remains turgid **throughout the duration of the event**
- 5] Painted and/or artificially coloured plant material may be used

## DEFINITIONS

### **Height Optional**

The exhibit may be of *ANY HEIGHT WHATSOEVER*. The competitor may choose to work *AS LOW AS DESIRED*. The design style, scale, proportion and balance are all still important considerations.

### **Height Unlimited**

This implies that the competitor is expected to work quite tall.

### **Class I 'Go Green and Get Connected'**

'Go Green' does not necessarily suggest that only foliage should be used or that it should predominate

### **Still Life**

- The aesthetic and unified grouping of plant material and a collection of inanimate objects.
- Inanimate objects are those related to past or present everyday life, all or most with a similar purpose.
- They are chosen for their contrast and harmony of form, colour, texture, size.
- They must contribute to both the theme and the design.
- Either plant material or objects may predominate or both may be of equal importance.
- May be antique/vintage, traditional, modern, contemporary or even futuristic.
- Plant material may be used in any way to complement the inanimate objects
- Interest is created by the use of different planes, levels and angles to achieve a three dimensional effect with a varied silhouette.
- Elevation can be provided by household objects, blocks, bases etc which are at times covered with fabric(s) though the latter must be used with care, taste and discretion to avoid its dominance and a bottom-heavy effect.
- Space within and around the composition allows all components to be fully appreciated
- Several points of interest are visually linked
- The harmonious integration of all components is essential
- This is **NOT** an 'arrangement' of plant material with some accessories placed



## DEFINITIONS (continued)

### **Viewed all round but judged from front**

The 'back' should be well presented to avoid the judges and visitors viewing an apparently unfinished aspect of the exhibit.

## REGULATIONS

- 1] There is no restriction on pre-done mechanics, techniques, components, structures, constructions or placements provided the competitor personally assembles the exhibit at the venue.
- 2] The Organizers reserve the right to make changes to any aspect of this Schedule due to prevailing or unavoidable circumstances
- 3] No comments or criticisms on the difficulty or unsuitability of any of the titles or any aspect of the schedule will be entertained.

### 4] **Judging**

Will take place under the NAFAS Competitions Manual 2009.

Classes 1-5 will be judged by local judges together with invited overseas judges.

Classes 6-8 and Special Awards will be judged only by invited overseas judges.

### 4b] **Local judges not having fulfilled their 2015 quota of exhibits (therefore deemed inactive) as well not competing in both Classes 7 and 8 will not qualify to judge Classes 1 – 5.**

- 4c] An inactive judge is welcome to compete in any class in Stage 2 and/or 3, as well as in the Open Class 6.

### 5] **Viewing**

Exhibits staged in classes against backdrops are to be viewed and judged from the front should nevertheless have both sides well presented

The 'front' for classes 2, 3, 6 and 8 will be determined by how the place cards face



## REGULATIONS (Continued)

### 6] **Staging**

All table heights are approximately 75 cm from floor

All measurements are approximate and diagrams are not to scale

All exhibits must be staged within the space provided without exceeding or under-utilizing it.

PLEASE CHECK THE DIMENSIONS OF YOUR EXHIBIT BEFORE LEAVING TO AVOID DOWN-POINTING STAGING MAY NOT BE MOVED.

**Exhibits may neither overhang against the sides of tables nor include floor placements except in Class 7.**

### 7] **Spray paint**

Use of spray paint cans is prohibited in the venue

### 8] **Helpers**

Will only be allowed in the hall during off-loading, clearing (re-loading) and dismantling competitors obtaining assistance from other Competitors, Organizers, helpers or anybody else during staging inside or outside the Hall may be penalized.

Handing out / passing of plant material during arranging also counts as assistance.

Moving and lifting heavy objects does not.

**This rule applies equally to all Organizers and KFAC committee members who are competing**

### 9] **Consumption of certain food & drinks**

Consumption of food containing garlic, onions, meat, poultry, eggs and fish as well as alcohol and smoking is forbidden at the venue

### 10] **Competitor and comment cards**

Competitor cards must be maintained in situ during staging and must not be interfered with in any way.

Comment cards will only be completed time permitting therefore Competitors may not demand the same from the Judges or Organizers

### 11] **Plant Material**

Will not be judged for its botanical rarity and/or horticultural perfection though given its natural state due to prevailing circumstances it must be conditioned and groomed to the best of the Competitor's ability.

Leaf shine, oil and milk may be applied WITH DISCRETION to enhance the appearance of foliage.

### 12] **Copying and Originality**

Judges will not be expected to identify any exhibit as being copied but where they do feel that it lacks originality they reserve the right to down-point.



## REGULATIONS (Continued)

### 13] **Dismantling**

Please do not dismantle any exhibit before the specified time. This particularly applies to upcountry Competitors

This is unfair for the viewing public who are still in the hall having paid a fee to visit our Show. The Organizers will not be responsible for any exhibits, prizes and certificates not collected by 6:30 p.m. on Saturday

### 14] **Show Stationery**

Clipboards, pens, writing paper, Schedules, Manuals, spectacles, judge badges and metre rules are the responsibility of the KPFAJ and/or its individual members. The Organizers will not be responsible for providing the same except for invited overseas Judges

### 15] **Competitors' Risk**

All exhibits including items on sales tables are at the Competitors and stall holders own risk therefore valuable items should be used with caution. The Organizers are not liable for any loss or damage whatsoever

### 16] **Stewarding**

There will be no stewarding during public viewing. Apart from placing 'PLEASE DO NOT TOUCH' signs the Organizers cannot prevent visitors from touching exhibits

### 17] **Photography**

Personal photography is allowed throughout the Show.

**Photographs of exhibits must not be uploaded onto social media before Sunday 22 May 2016**

**Infringement of this rule may lead to disqualification and/or withholding of a prize or award.**

### 18] **Storage**

The Organizers cannot make any arrangements for storage of Competitors or stall holders' personal items at the venue

### 19] **Rubbish**

Competitors' rubbish must be placed in their own bags or boxes or bins and discarded by themselves

### 20] **Backgrounds**

Competitors may not use their own backgrounds in any class





## PRIZE SYSTEM

### PRIZE STICKERS & CERTIFICATES COLOURS

PRIZE	STICKER COLOUR	CERTIFICATE COLOUR
Special Awards	none	Pink
First	Red	Red
Second	Blue	Blue
Third	Green	Green
Very Highly Commended	White	Orange
Highly Commended	White	Black
Commended	Yellow	Lilac

*NOTE: All prizes may not necessarily be awarded in all Classes. No joint prizes ('ties') may be awarded except Commended*

## SPECIAL AWARDS

*To be selected only from exhibits awarded 1st to VHC*

- 1] Best Exhibit from Stage 1
- 2] R/Up to Best Exhibit from Stage 1
- 3] Best Exhibit from Stages 2 and 3 combined
- 4] R/Up to Best Exhibit from Stages 2 and 3 combined
- 5] Exhibit Best Emphasizing The Use of Colour
- 6] Exhibit Best Emphasizing The Use of Foliage
- 7] Exhibit Best Emphasizing The Use of Texture
- 8] Creativity Award
- 9] Best Interpretive Exhibit



## INVITED OVERSEAS JUDGES



FARIDA KALIM

Farida Kalim has been a member of the Karachi Floral Art Society since its inception in 1970. She held different positions on the Committee and became President of the Club in 1987 to 1989. During her tenure she got the club affiliated to WAFA at the WAFA France World Show in 1990.

Farida has attended all the WAFA shows starting from Bath 1984 to Dublin 2014. When Pakistan became the hosts for WAFA in 2005 Farida was elected the Vice President and the Show Chairperson holding two responsible positions.

Farida is a keen competitor and has won many awards at the International and National level. She is an acclaimed Judge and a Demonstrator and was one of the demonstrators at the WAFA show in New Zealand in

1996. She was selected as one of the Judges at the WAFA show in Japan in 2005.

She has had many opportunities to attend Floral Seminars and Floristry Workshops around the World and has worked with top masters like Gregor Lersch, Elly Lin, Pim Van Ekker, Geert Pattyn etc. keeping in touch with the latest trends in floral art today.

She regularly gives demonstrations and workshops to all the clubs of the FASP sharing her ideas and love of plant material.

At the moment she is the National Chairperson of the Floral Art Society of Pakistan and is working on many projects for the club.

Having attended 4 WAFA Seminars she has many friends world-wide and looks forward to meeting them at the WAFA Shows.



## INVITED OVERSEAS JUDGES



CRAIG BULLOCK

Craig is not only one of NAFAS's leading names in demonstrating and competing, but also holds international acclaim for excellence in floral art.

He is well recognized for his cutting edge work.

Having qualified as a NAFAS National Demonstrator in 1984 he has demonstrated throughout the UK and globally in several countries on all the continents.

He holds a Gold Ribbon for achieving 1st positions in three consequent NAFAS National Shows, of which 2 were also Best Exhibit on Show.

This is a very rare and extremely prestigious award.

In addition he holds to WAFA Gold Awards (New Zealand 1996 and Glasgow 2002).

Administratively Craig has held top positions in his flower club and North West Area of NAFAS in addition to being founder Chairman of Club in the Park – NAFAS's first contemporary floral design group.

He has designed and led several major festivals and large exhibits such as his Area's exhibit at Chelsea. Academically he holds an MA with Distinction in Fine Art.

Recently he qualified as an National Judge.

## KENYA FLORAL ARRANGEMENT CLUB QUALIFIED JUDGES

1. Aruna Shah
2. Bindya Shah
3. Harshida Shah
4. Jayna Shah
5. Lydia Kangethe
6. Meena Shah
7. Naina Anju Shah
8. Nayna Parrin Shah
9. Nimita Shah
10. Pramila Ladha
11. Pravina Shah
12. Pritesh Shah
13. Priya Shah
14. Smita Radia
15. Sushi Shah
16. Vibha Dodhia





















# Prime Bank

P U T T I N G   Y O U   F I R S T



P U T T I N G   Y O U   F I R S T

## BRANCHES

Biashara Street | Capital Centre | Eldoret | Garden City | Gigiri  
| Hurlingham | Industrial Area | Kamukunji | Karen | Kenindia House | Kisumu | Mombasa | Nakuru  
| Nyalı | Parklands | Riverside Drive | Thika | Westlands

## HEAD OFFICES:

Riverside Drive

Pilot Line: (020) 420 3000 / 0719 090 000

Fax: +254 (020) 445 1247

Customer Care: (020) 420 3222

Email: [customercare@primebank.co.ke](mailto:customercare@primebank.co.ke)

[www.primebank.co.ke](http://www.primebank.co.ke)