


Baubles © Maureen Shaw 2019

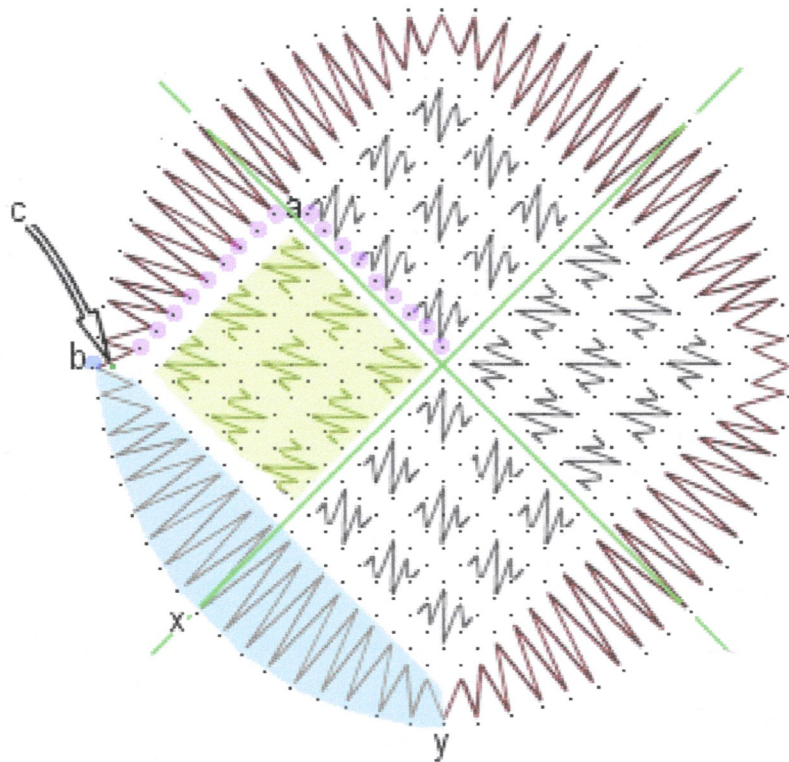
Seven Patterns plus on Blank for you
To design.



Threads Used: DMC Fil Metallic, DMC Fil a Dentelle (70 or 80)
Finca # 40, Valdani Variegated # 35

Stitches Used: Torchon Ground, Cloth Stitch, Honeycomb Stitch,
Spiders, Rose Ground, Cloth Stitch Diagonals, Cloth Stitch Spots
Beads added to spots) Half Stitch Fans, Cloth Stitch Fan, Cloth
Stitch 7 Twist (Edge Pairs) .

Working Diagram and Notes (applicable to all variations)



Start:

- a • Use as support pinholes, hang one pair on each. Remove each support pin as soon as pairs are worked. Ease threads into place
- b • Hang the worker pair here at b for the outer edge fan.
- c • Place an extra pin here for the twisted edge pair. The pin remains in place until finishing off. This will give a better finish especially when using a thicker or contrasting thread.

20 pairs of bobbins required altogether. 18 pairs for the centre and 2 pairs at the edge. (one pair for the workers and one pair for the twisted edge pair. (cloth stitch and twist.) Prepare 19 pairs in the main thread and one in a thicker thread for the edge pair. (DMC Fil Metallic, perle 8 or your choice)

Working Order:

- Complete the first quarter of the centre highlighted ●
- Work the first half of the fan taking pairs in from the first quarter of the centre. ●

After reaching x, continue the fan leaving one pair out at each pinhole on the right for the next section of the centre.

At y turn your pillow 90 degrees to the right to work the next section.

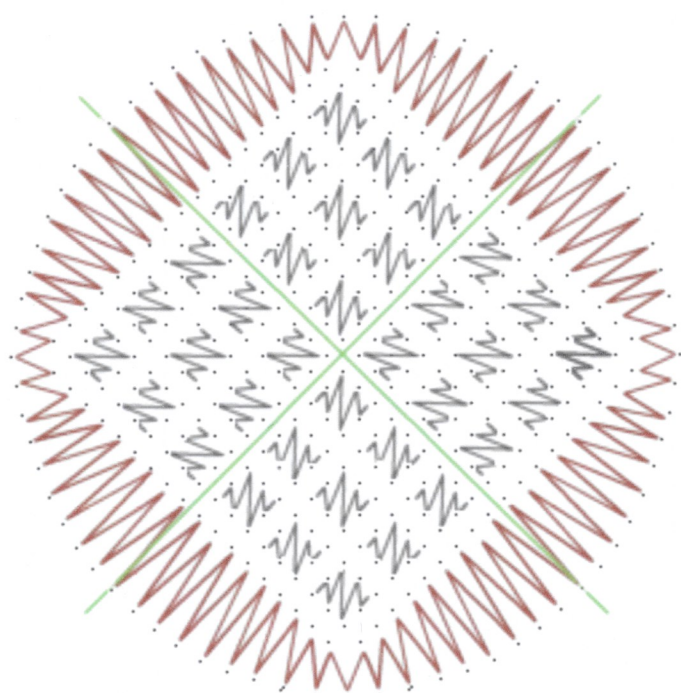
Repeat as the first quarter for the 2nd, 3rd and 4th quarters.

Sew each pair out and tie off. Cut the ends close to the knot.


For Baubles, the twisted edge pair is used to make a hanging loop.

Leave the ends long and tie together at the required length.

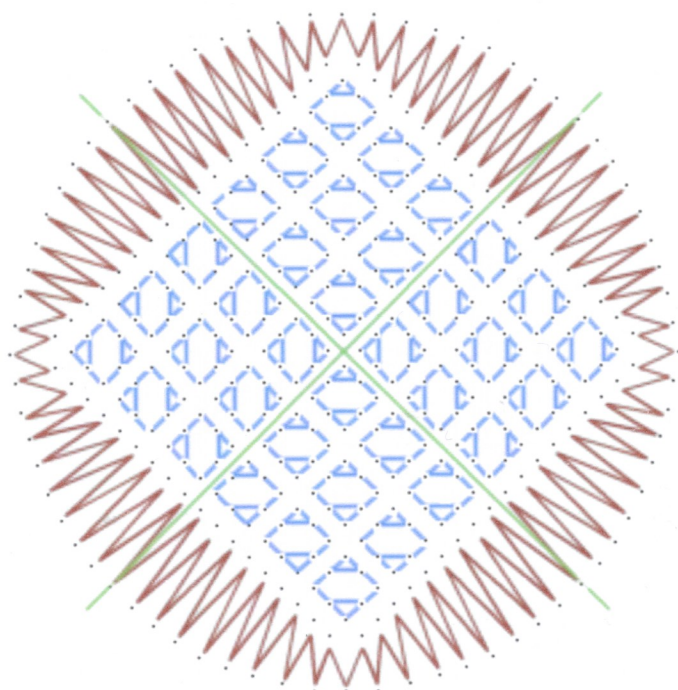
For baubles stiffen if required. I used a fabric stiffener diluted as per instructions on bottle. In the past I have used PVA diluted with water 50/50. I have also used an extra hold hairspray that dries clear.(not a conditioning one as may contain an oil.)




1



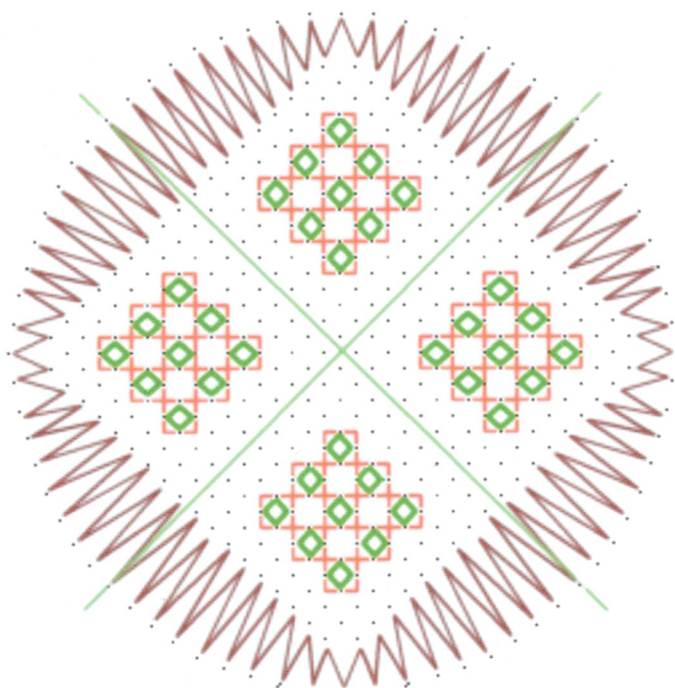
2



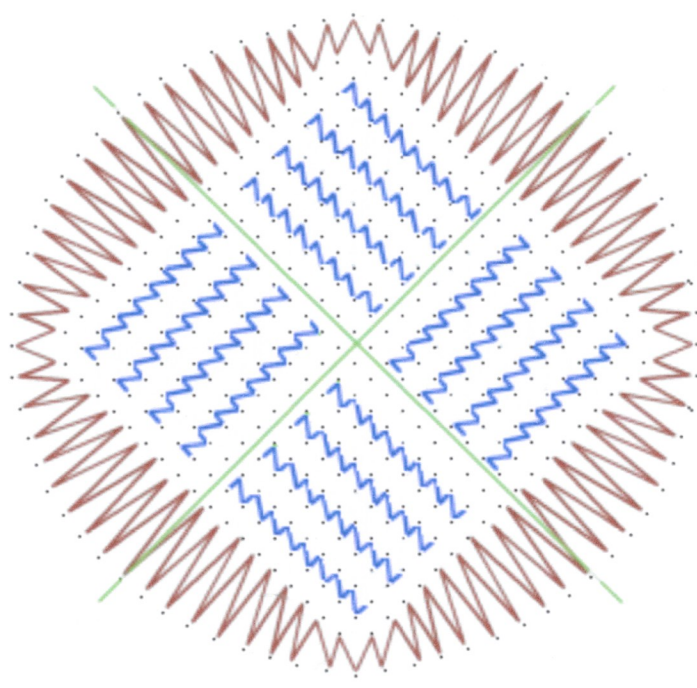
3



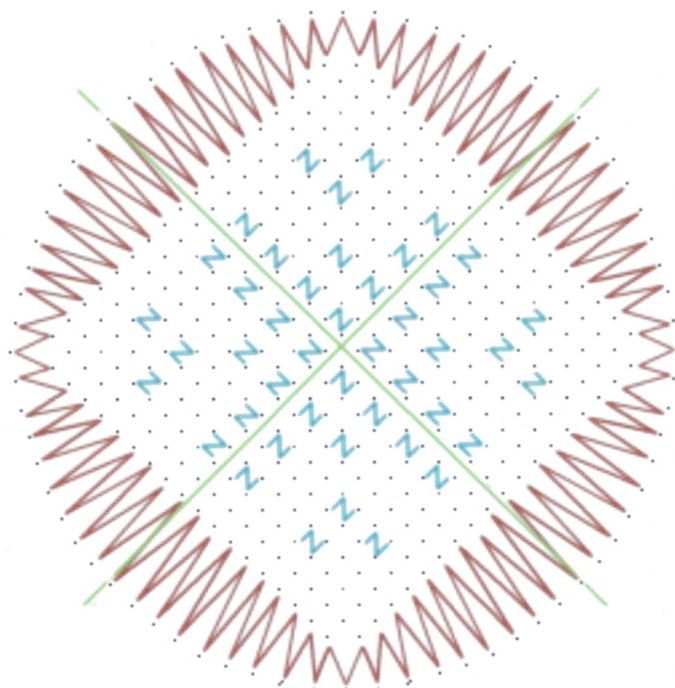
4



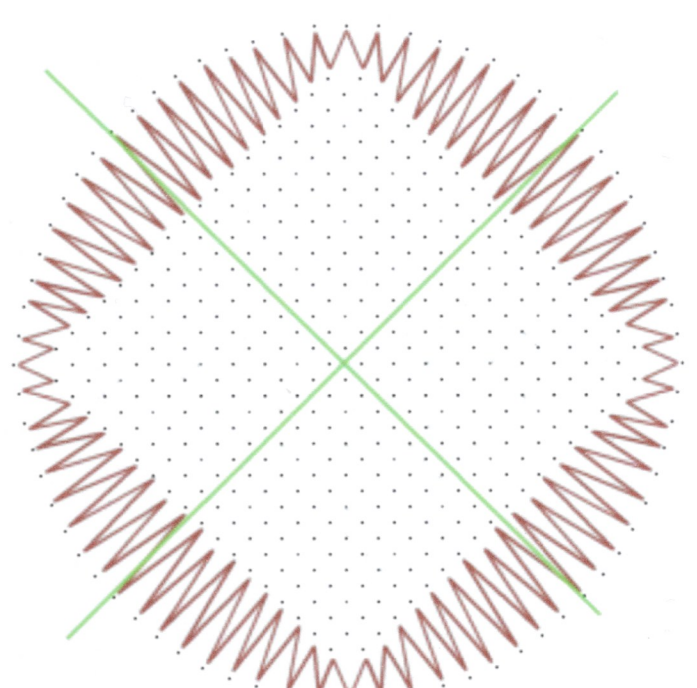
5



6



7



blank