


Wheels Of Industry

This was a design for The Lace Guild Calendar for 2000. The theme was Times Gone By and I chose The Industrial Revolution and designed this as a logo. Although I have worked this in Milanese Braids, this design can easily be adapted to plain cloth stitch braids.

Threads Used: Gutermann Silk 100/3 with the addition of DMC Fil Or Clair for the largest wheel and Madeira Metallic Effect black/gold (5014) for the part wheels.

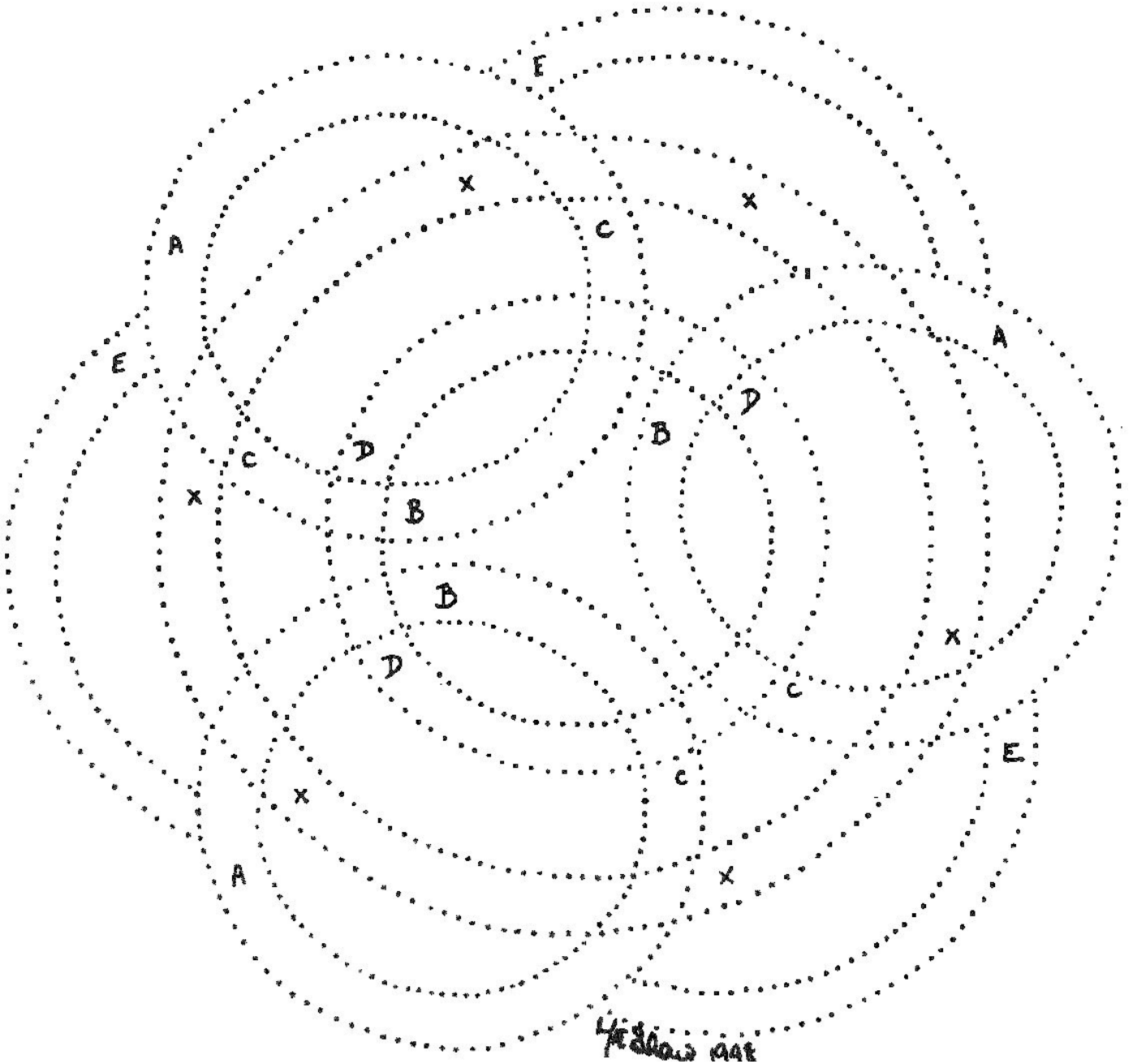
Order of Work: **1)** green, orange and blue rings; **2)** part wheels forming the outer edge; **3)** small centre wheel; **4)** large wheel. NB it will be necessary to remove some pins on the first three wheels when working on the others so that the bobbins can be passed through to link the wheels (re-pin when past the linking point). Make sewings to hold the rings in place.

Braids **A** Figure of eight, **B** Figure of eight 1; **C** Four-pin bud; **D** Figure of eight 2; **E** Meander in braid; **X** Ribbon; Cloth Stitch – all taken from Milanese Lace: An Introduction, by Pat Read and Lucy Kincaid.

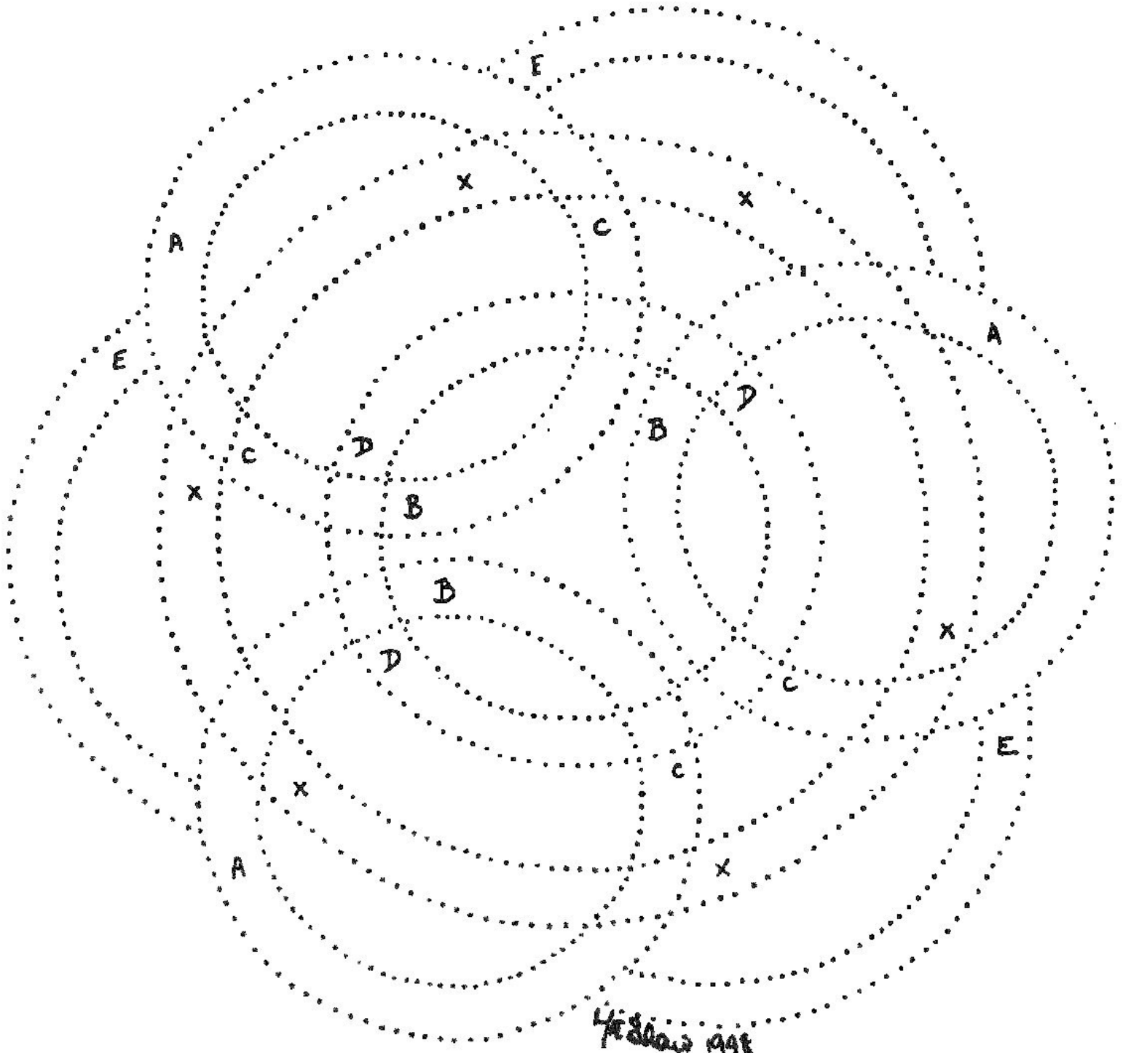


Wheels Of Industry

This image has been reduced in size slightly. The original size just fitted the width of A4 paper with a gap of 0.5cm either side. You may get it enlarged at a stationers or work it as it is adjusting threads accordingly. An actual size pattern is on the next page but not all printers will print with such a narrow margin.



Wheels Of Industry



This image is nearest to the actual size.