

## **REPORT TO NORTHERN COMMUNITY JUSTICE AUTHORITY – 13<sup>th</sup> August 2015**

### **REPORT ON THE PERFORMANCE AND MONITORING OF CRIMINAL JUSTICE SOCIAL WORK SERVICES Quarter 1, 2015/16**

#### **1 Purpose of Report**

- 1.1 To provide performance and monitoring information in respect of Criminal Justice Social Work Services (CJSWS).

#### **2 Background**

The Northern Community Justice Authority Area Plan 2007 – 2008 set as a strategic priority the development of a system for monitoring the performance of local authority CJSWS. The Management of Offenders (Scotland) Act 2005 places statutory reporting duties upon Community Justice Authorities and Chief Officers requiring “local authorities to have in place...arrangements which support continuous improvement”.

- 2.1 As agreed by the Northern Community Justice Authority (NCJA) a quarterly report should be submitted to the NCJA detailing the performance of CJSWS. The following measures have been agreed:

##### Quarterly:

1. Average number of hours per week taken to complete the unpaid work / other activity element of orders
2. Breach rates for probation orders/CPO supervision, orders with unpaid work and no supervision, combined supervision and unpaid work orders and prison licences
3. Total number of new Community Payback Orders made during the period by authority and requirement type.
4. Number and proportion of offenders sentenced to Community Payback Orders (unpaid work) whose placement started within seven working days of the date of disposal.
5. Percentage of new Community Payback Orders (supervision) seen within 5 working days of the order being made.
6. Percentage of Community Payback Orders (supervision) where first scheduled review is carried out within 3 months of the date of disposal.

##### Six Monthly:

7. Percentage of offenders who felt supervision helped them to reduce their offending – due June and December each year.
8. Percentage of offenders identifying an issue and where there was an improvement in relation to that issue – due June and December each year.

9 Promoting and raising the profile of Community Payback Orders.

Annually:

- 10 Percentage of Criminal Justice Social Work Reports submitted to courts on time – due September each year.
- 11 New orders in the financial year, based on annual aggregate return to Scottish Government – due December each year.
- 12 Number and percentage of offenders completing a Community Payback Order with a supervision requirement where there is a reduction in the level of assessed needs at the end of the period as compared to the beginning – due June each year.
- 10. Number of offenders completing the Caledonian programme, Constructs and Joint Sex Offender Project (JSOP) – due June each year.
- 11. Number and proportion of offenders where unpaid work placement is greater than seven days - breakdown by reason - collated annually following submission of the Community Payback Order Unit return – due March each year.
- 12. Examples of unpaid work carried out by individual and work party placements in the local authority – due June each year.

2.4 The Performance Report includes updates on progress in working towards the achievement of Northern CJA Area Plan Objectives and annual Action Plan actions as follows:

Area Plan 2014-17 Objectives	Action Plan 2015-16 Actions
Reducing Reoffending	<ul style="list-style-type: none"> <li>• Reduce 1 year reconviction rate for 2014/15 cohort of offenders by 4% (08/09 baseline of 30.8%)</li> </ul>
Early Intervention, Prevention and Young People Who Offend	<ul style="list-style-type: none"> <li>• Reduce 1 year reconviction rate for 2014/15 cohort of young offenders by 4% (08/09 baseline of 39.1%)</li> </ul>
Women Offenders	Ensure provision, and ongoing evaluation, of gender-specific support/interventions
High Risk Offenders	<ul style="list-style-type: none"> <li>• Implement the Moving Forward: Making Changes programme across the NCJA</li> <li>• Deal effectively with perpetrators of violence against women</li> </ul>
Community Sentences	Promote use of Community Sentences as an effective, robust, punitive, rehabilitative, cost-effective alternative to custody
Throughcare/Community Re-integration	Ensure provision of appropriate evidence-based services/support for offenders in custody and on release to meet identified needs, reducing gaps in service provision, including via links to mainstream services in the community not traditionally accessed by offenders where appropriate
Workforce Development	Continue delivery of training in support of national priorities and local need

### **3 Developments**

- 3.1 A follow up meeting to the Logic Modelling session held in Aberdeen on 26 March on developing logic models for unpaid work and Drug Testing & Treatment Orders took place on 22 June. Led by the NCJA Planning Officer, this meeting focussed on further refining the unpaid work model with a view to starting to look at how the short, medium and long-term outcomes can be evidenced. The plan is to present both these models to members at a future meeting.

### **4 Legal/Financial/Equality Implications**

- 4.1 There are no implications arising from this report.

### **5 Recommendations**

It is recommended that Members consider the performance report and management actions to improve performance.

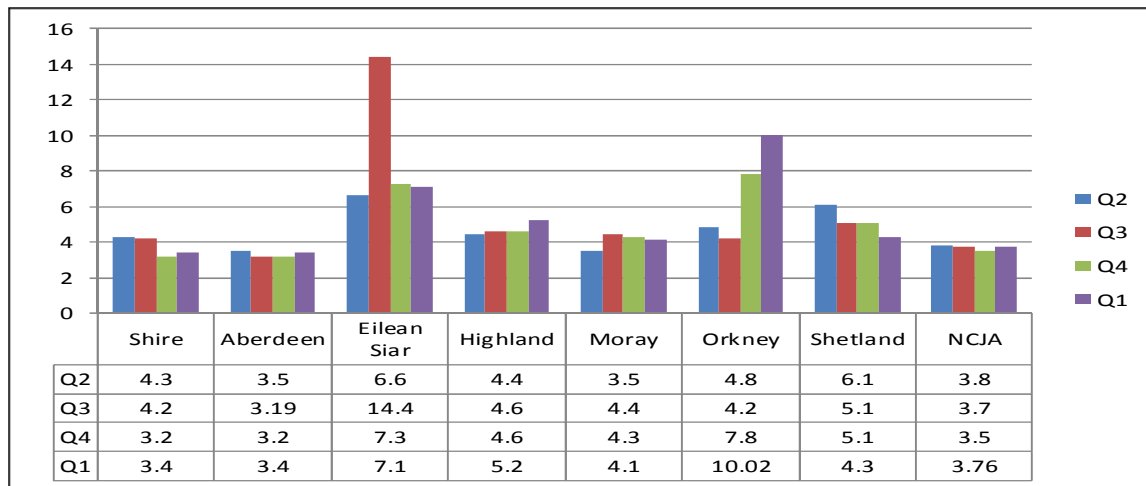
Bill Alexander  
**Director of Care & Learning - Highland Council**

Report prepared by: James Maybee, Principal Officer (Highland) and Shirley MacDonald, Research & Information Officer (Highland)

Date: 13<sup>th</sup> August 2015

## Section 1 – Performance Indicators

### Quarterly PI: Average Number of hours per week taken to complete unpaid work/other activity

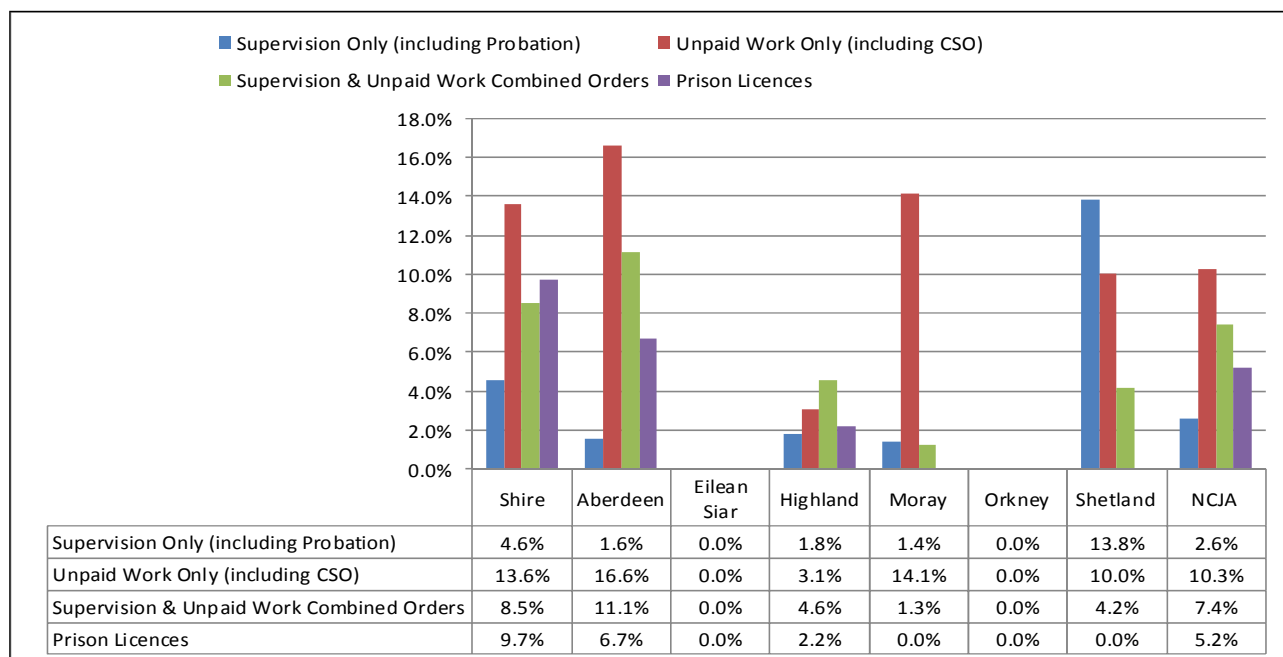


#### Trend and Management Action:

Orkney figures have peaked at 10.2 and Highland average hours have increased compared to previous levels, this has not had a significant impact of on the NCJA average hours per week figure.

Commentary: There is no recommendation as to the optimum average number of hours per week taken to complete unpaid work order although research indicates the shorter the time taken to complete the order the more effective it is in reducing repeat offending.

### Quarterly PI: Breach Rates

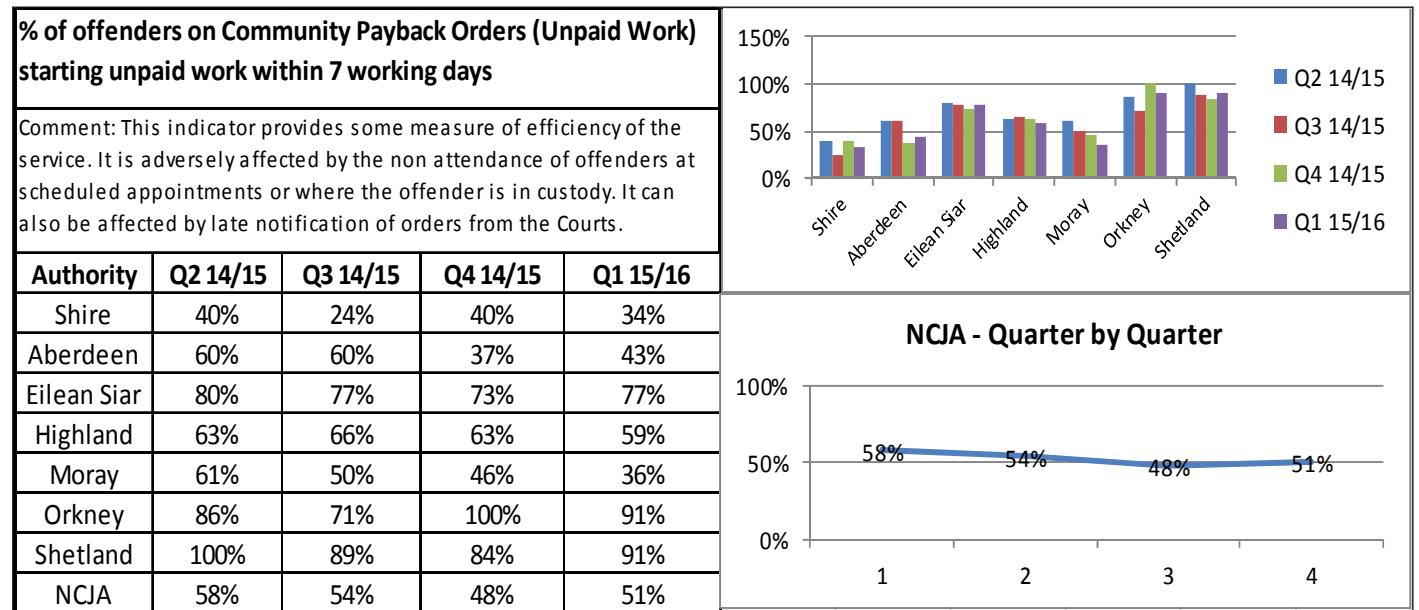


#### Trend and Management Action:

In relation to Breaches for Supervision only cases, Shetland is comparatively high at approximately 13.8%. In respect of Unpaid work only, Highland is comparatively low and this will be further examined in a specific case sampling exercise to be undertaken later in 2015. The other notable trend is in relation to a relatively high figure for Aberdeenshire in respect of Breaches of prison licences.

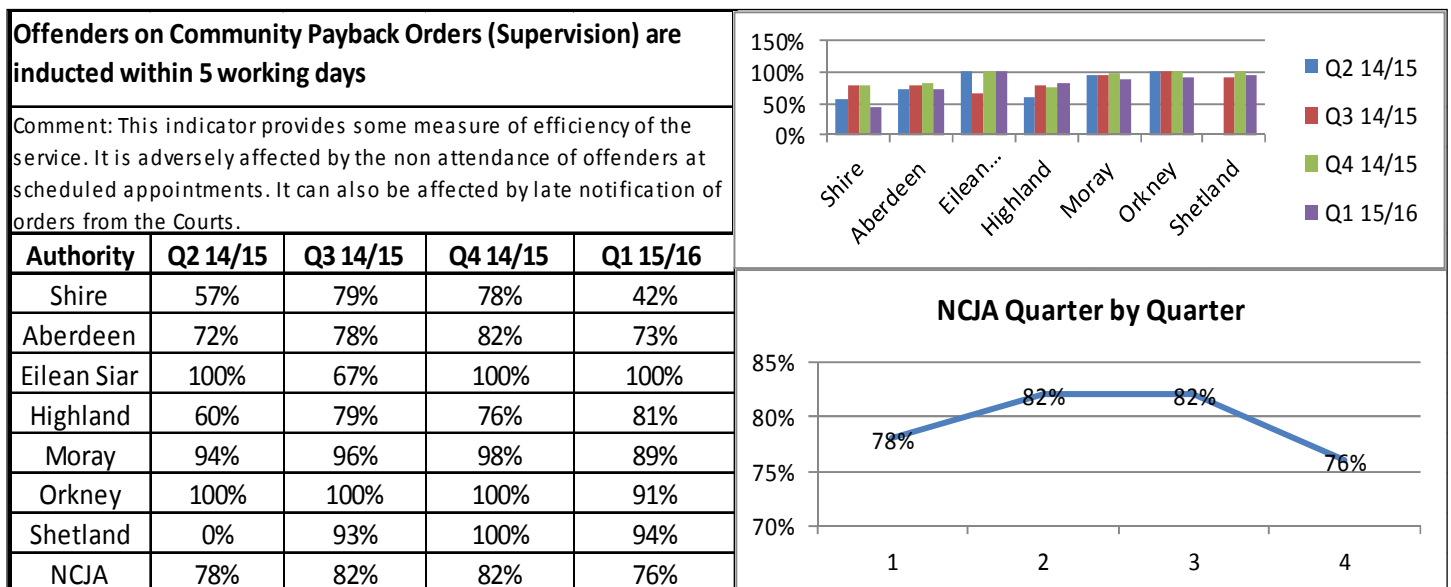
## Section 2 – Performance Framework

### Output D – National Outcomes and Standards are Implemented



#### Comments/Trends/Management Action:

Performance relating to placements starting within 7 working days of date of disposal is varied ranging from the lowest in Aberdeenshire at 34% to 91% in both Orkney and Shetland.

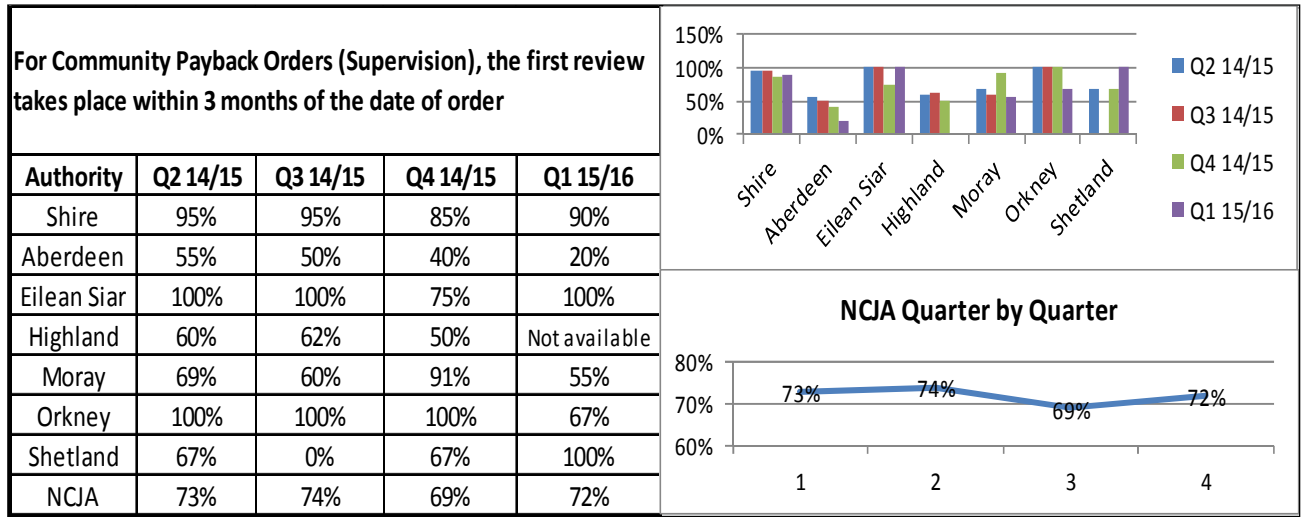


#### Comments/Trends/Management Action

Again, trends vary considerably between authorities from 42% in Aberdeenshire to 100% in Eilean Siar. Performance has declined in Q1 in Aberdeenshire, Aberdeen and Moray to a greater or lesser extent as compared with the previous three quarters.

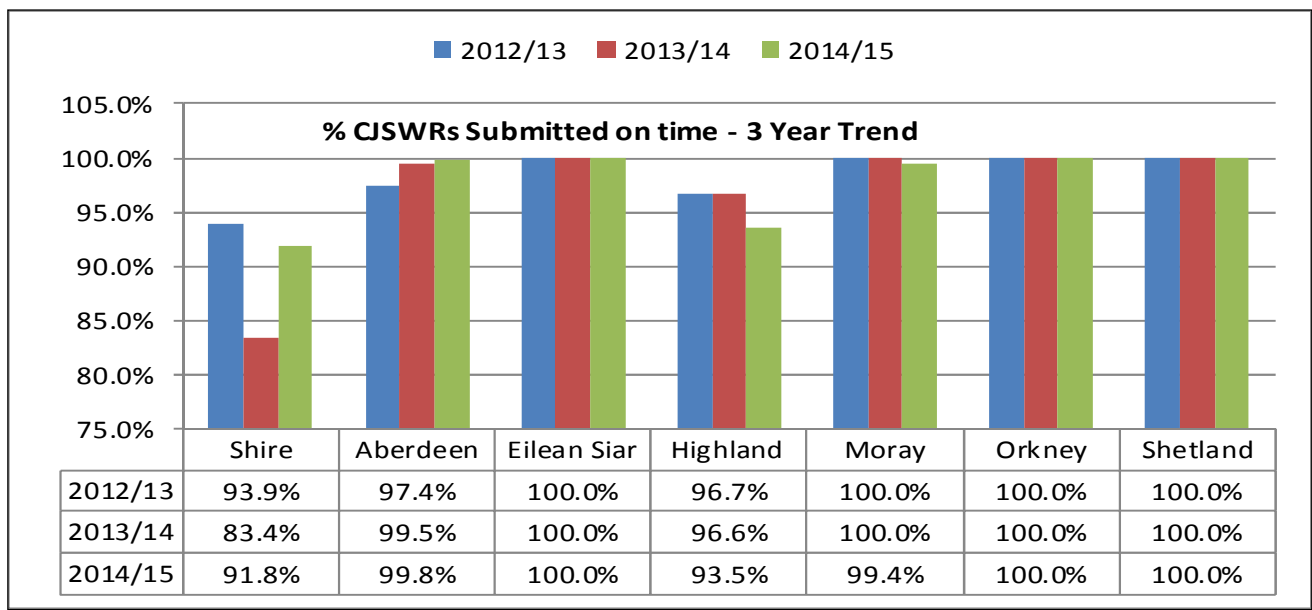


**Section 2 – Performance Framework (cont)**



**Comments/Trends/Management Action:**

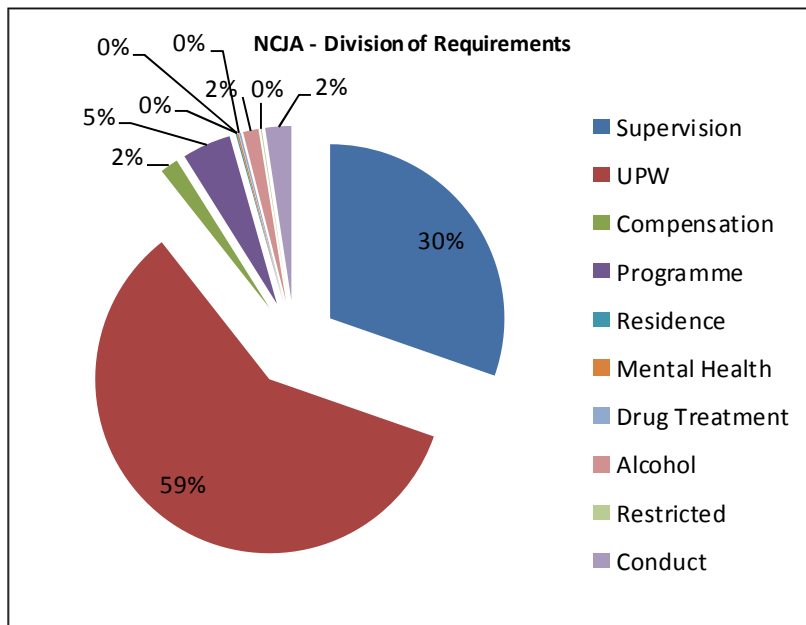
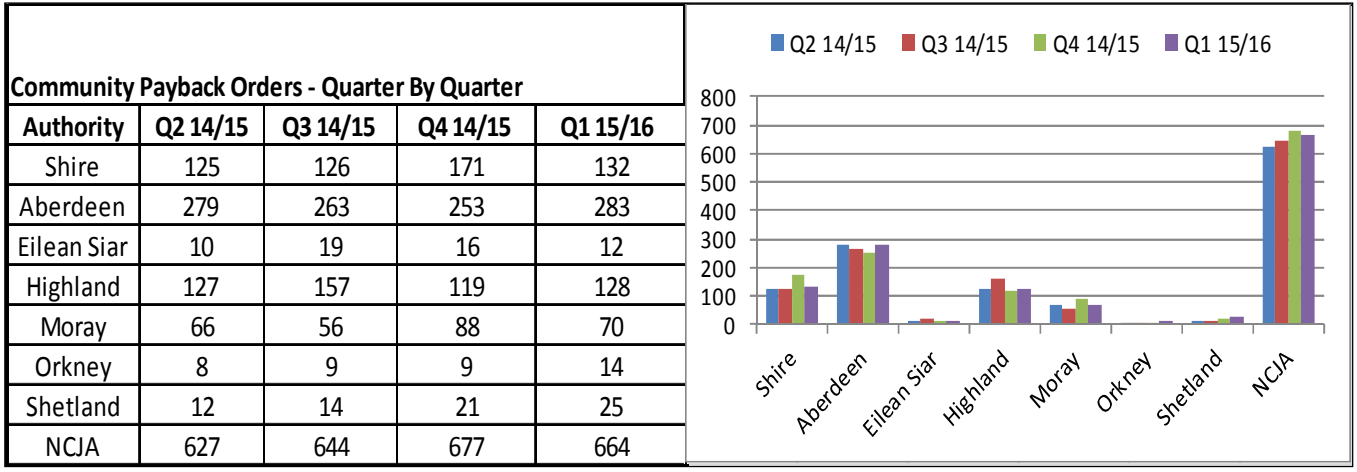
Data was not available from Highland for this indicator. Improvements are evident in the following authorities; Aberdeenshire, Eilean Siar and Shetland with the remaining authorities either unable to provide data or experiencing a decline.



**Comments/Trends/Management Action:**

Performance is fairly consistent in all authorities in respect of this measure. Aberdeenshire experienced an improvement as compared with 2013/2014 although levels have not reached the results for 2012/13. Highland and Moray experienced a marginal decrease of approximately 3.1% and 0.6% respectively.

**Section 3 – Community Payback Orders – Volume and Trends**



**Comments/Trends/Management Action:**  
 Within Aberdeen City, quarter 1 2015/16 saw the highest number of new CPOs as compared with the previous 3 quarters as did Highland, Orkney and Shetland. However, due to the decrease in new CPOs for this quarter for Aberdeenshire, Eilean Siar and Moray the overall NCJA figure remained fairly static compared to previous quarters.



		Shire	Aberdeen	EileanSiar	Highland	Moray	Orkney	Shetland	NCJA
Total Number of Requirements	Q2	169	391	20	206	90	12	15	903
	Q3	163	350	37	264	81	11	21	927
	Q4	238	337	34	276	119	13	30	1047
	Q1	207	381	25	213	106	14	40	986
	Total	<b>777</b>	<b>1459</b>	<b>116</b>	<b>959</b>	<b>396</b>	<b>50</b>	<b>106</b>	<b>3863</b>
Supervision requirements	Q2	51	97	7	63	37	4	4	263
	Q3	40	107	14	69	29	4	9	272
	Q4	75	97	10	79	44	5	10	320
	Q1	73	118	6	59	37	3	21	317
	Total	<b>239</b>	<b>419</b>	<b>37</b>	<b>270</b>	<b>147</b>	<b>16</b>	<b>44</b>	<b>1172</b>
Level 1 unpaid work/other activity	Q2	65	169	6	63	22	4	8	337
	Q3	79	138	7	81	25	4	7	341
	Q4	79	144	7	92	46	3	11	382
	Q1	66	148	4	71	32	1	11	333
	Total	<b>289</b>	<b>599</b>	<b>24</b>	<b>307</b>	<b>125</b>	<b>12</b>	<b>37</b>	<b>1393</b>
Level 2 unpaid work/other activity	Q2	39	91	4	42	26	2	3	207
	Q3	34	75	6	56	19	3	2	195
	Q4	70	77	8	59	20	3	7	244
	Q1	53	90	9	48	27	10	5	242
	Total	<b>196</b>	<b>333</b>	<b>27</b>	<b>205</b>	<b>92</b>	<b>18</b>	<b>17</b>	<b>888</b>
Compensation requirements	Q2	1	11	2	3	1	0	0	18
	Q3	3	4	1	3	2	0	0	13
	Q4	3	5	2	4	3	0	0	17
	Q1	4	2	1	4	3	0	3	17
	Total	<b>11</b>	<b>22</b>	<b>6</b>	<b>14</b>	<b>9</b>	<b>0</b>	<b>3</b>	<b>65</b>
Programme requirements	Q2	7	23	0	17	0	0	0	47
	Q3	2	22	0	20	0	0	0	44
	Q4	7	13	1	14	1	0	0	36
	Q1	8	20	0	19	2	0	0	49
	Total	<b>24</b>	<b>78</b>	<b>1</b>	<b>70</b>	<b>3</b>	<b>0</b>	<b>0</b>	<b>176</b>
Residence requirement	Q2	0	0	0	0	0	1	0	1
	Q3	0	1	0	1	0	0	0	2
	Q4	0	0	0	0	0	1	0	1
	Q1	0	0	0	0	0	0	0	0
	Total	<b>0</b>	<b>1</b>	<b>0</b>	<b>1</b>	<b>0</b>	<b>2</b>	<b>0</b>	<b>4</b>
Mental Health Treatment requirement	Q2	0	0	0	0	0	0	0	0
	Q3	0	1	0	2	0	0	0	3
	Q4	0	0	0	2	0	0	0	2
	Q1	0	0	0	0	0	0	0	0
	Total	<b>0</b>	<b>1</b>	<b>0</b>	<b>4</b>	<b>0</b>	<b>0</b>	<b>0</b>	<b>5</b>
Drug Treatment requirement	Q2	1	0	0	0	0	0	0	1
	Q3	0	0	0	2	0	0	0	2
	Q4	0	0	0	3	0	0	0	3
	Q1	0	0	1	0	0	0	0	1
	Total	<b>1</b>	<b>0</b>	<b>1</b>	<b>5</b>	<b>0</b>	<b>0</b>	<b>0</b>	<b>7</b>

		Shire	Aberdeen	EileanSiar	Highland	Moray	Orkney	Shetland	NCJA
Alcohol Treatment requirement	Q2	1	0	0	12	1	0	0	14
	Q3	0	1	1	17	0	0	0	19
	Q4	2	0	1	11	0	0	0	14
	Q1	0	1	1	5	2	0	0	9
	Total	<b>3</b>	<b>2</b>	<b>3</b>	<b>45</b>	<b>3</b>	<b>0</b>	<b>0</b>	<b>56</b>
Restricted movement requirements	Q2	0	0	0	0	0	1	0	1
	Q3	0	0	0	1	0	0	0	1
	Q4	0	0	0	0	0	0	0	0
	Q1	0	0	0	2	0	0	0	2
	Total	<b>0</b>	<b>0</b>	<b>0</b>	<b>3</b>	<b>0</b>	<b>1</b>	<b>0</b>	<b>4</b>
Conduct requirement	Q2	4	0	1	6	3	0	0	14
	Q3	5	1	8	12	6	0	3	35
	Q4	2	1	5	12	5	1	2	28
	Q1	3	2	3	5	3	0	0	16
	Total	<b>14</b>	<b>4</b>	<b>17</b>	<b>35</b>	<b>17</b>	<b>1</b>	<b>5</b>	<b>93</b>

**Comments/Trends/Management Action:**

None.