

## REPORT TO NORTHERN COMMUNITY JUSTICE AUTHORITY – 17<sup>th</sup> February 2016

### REPORT ON THE PERFORMANCE AND MONITORING OF CRIMINAL JUSTICE SOCIAL WORK SERVICES Quarter 3, 2015/16

#### **1 Purpose of Report**

- 1.1 To provide performance and monitoring information in respect of Criminal Justice Social Work Services (CJSWS).

#### **2 Background**

The Northern Community Justice Authority Area Plan 2007 – 2008 set as a strategic priority the development of a system for monitoring the performance of local authority CJSWS. The Management of Offenders (Scotland) Act 2005 places statutory reporting duties upon Community Justice Authorities and Chief Officers requiring “local authorities to have in place...arrangements which support continuous improvement”.

- 2.1 As agreed by the Northern Community Justice Authority (NCJA) a quarterly report should be submitted to the NCJA detailing the performance of CJSWS. The following measures have been agreed:

##### Quarterly:

1. Average number of hours per week taken to complete the unpaid work / other activity element of orders
2. Breach rates for probation orders/CPO supervision, orders with unpaid work and no supervision, combined supervision and unpaid work orders and prison licences
3. Total number of new Community Payback Orders made during the period by authority and requirement type.
4. Number and proportion of offenders sentenced to Community Payback Orders (unpaid work) whose placement started within seven working days of the date of disposal.
5. Percentage of new Community Payback Orders (supervision) seen within 5 working days of the order being made.
6. Percentage of Community Payback Orders (supervision) where first scheduled review is carried out within 3 months of the date of disposal.

##### Six Monthly:

7. Percentage of offenders who felt supervision helped them to reduce their offending – due June and December each year.
8. Percentage of offenders identifying an issue and where there was an improvement in relation to that issue – due June and December each year.

Annually:

- 10 Percentage of Criminal Justice Social Work Reports submitted to courts on time – due September each year.
- 11 New orders in the financial year, based on annual aggregate return to Scottish Government – due December each year.
- 12 Number and percentage of offenders completing a Community Payback Order with a supervision requirement where there is a reduction in the level of assessed needs at the end of the period as compared to the beginning – due June each year.
- 10. Number of offenders completing the Caledonian programme, Constructs and Joint Sex Offender Project (JSOP) – due June each year.
- 11. Number and proportion of offenders where unpaid work placement is greater than seven days - breakdown by reason - collated annually following submission of the Community Payback Order Unit return – due March each year.
- 12. Examples of unpaid work carried out by individual and work party placements in the local authority – due June each year.

2.4 The Performance Report includes updates on progress in working towards the achievement of Northern CJA Area Plan Objectives and annual Action Plan actions as follows:

<b>Area Plan 2014-17 Objectives</b>	<b>Action Plan 2015-16 Actions</b>
Reducing Reoffending	<ul style="list-style-type: none"> <li>• Reduce 1 year reconviction rate for 2014/15 cohort of offenders by 4% (08/09 baseline of 30.8%)</li> </ul>
Early Intervention, Prevention and Young People Who Offend	<ul style="list-style-type: none"> <li>• Reduce 1 year reconviction rate for 2014/15 cohort of young offenders by 4% (08/09 baseline of 39.1%)</li> </ul>
Women Offenders	Ensure provision, and ongoing evaluation, of gender-specific support/interventions
High Risk Offenders	<ul style="list-style-type: none"> <li>• Implement the Moving Forward: Making Changes programme across the NCJA</li> <li>• Deal effectively with perpetrators of violence against women</li> </ul>
Community Sentences	Promote use of Community Sentences as an effective, robust, punitive, rehabilitative, cost-effective alternative to custody
Throughcare/Community Re-integration	Ensure provision of appropriate evidence-based services/support for offenders in custody and on release to meet identified needs, reducing gaps in service provision, including via links to mainstream services in the community not traditionally accessed by offenders where appropriate
Workforce Development	Continue delivery of training in support of national priorities and local need

### **3 Developments**

- 3.1 As indicated at the NCJA meeting in September, the Performance & Practice sub-group are carrying out a piece of work to explore the apparent inconsistent use of breach of community payback orders and this is currently being trialled in Highland. The other substantive piece of work being undertaken this financial year is the development of a quality assurance case file reading tool for unpaid work. Building on the initial work undertaken in Aberdeen this is also currently being trialled in Highland. This will then be reviewed and implemented across the NCJA area.

### **4 Legal/Financial/Equality Implications**

- 4.1 There are no implications arising from this report.

### **5 Recommendations**

It is recommended that Members consider the performance report and management actions to improve performance.

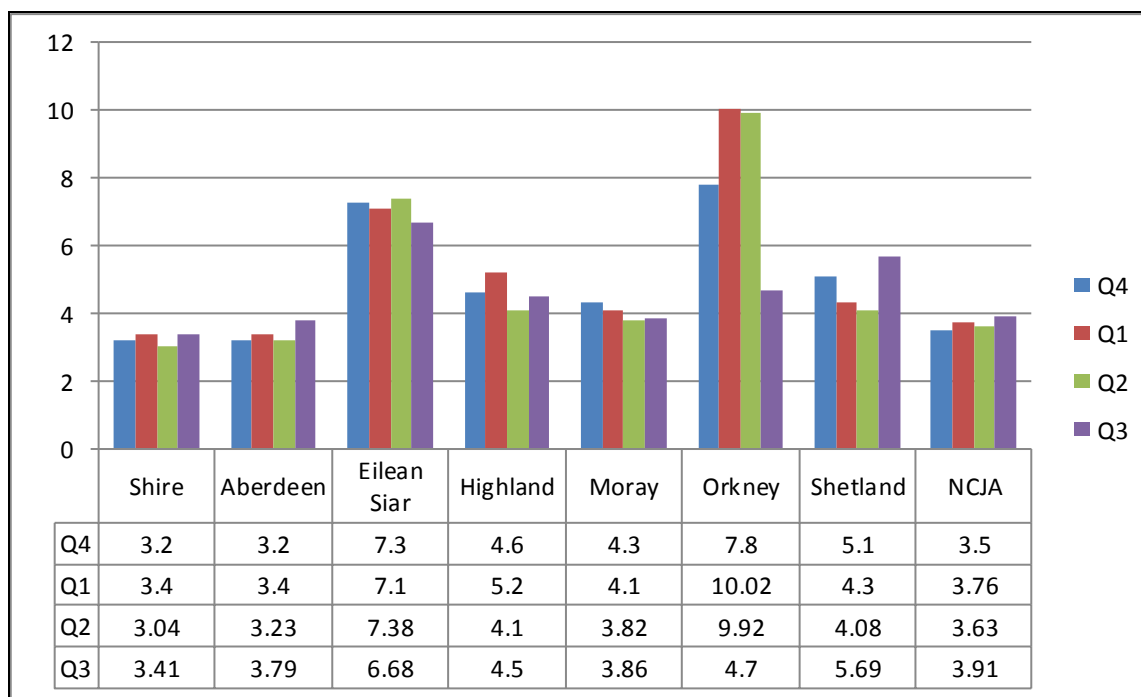
Bill Alexander  
**Director of Care & Learning - Highland Council**

Report prepared by: James Maybee, Principal Officer (Highland) and Shirley MacDonald, Research, QA & Information Officer (Highland)

Date: 17<sup>th</sup> February 2016

## Section 1 – Performance Indicators

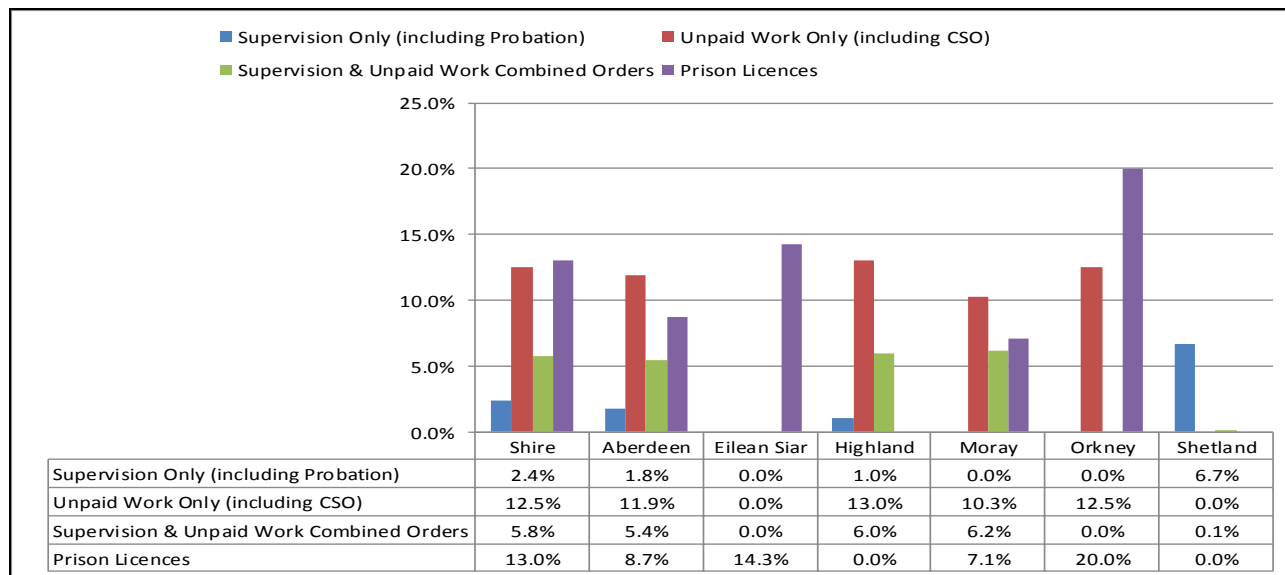
### Quarterly PI: Average Number of hours per week taken to complete unpaid work/other activity



#### Comments/Trends/Management Action:

Marginal increases are evident for most authorities with the exception of Eilean Siar and Orkney.

### Quarterly PI: Breach Rates

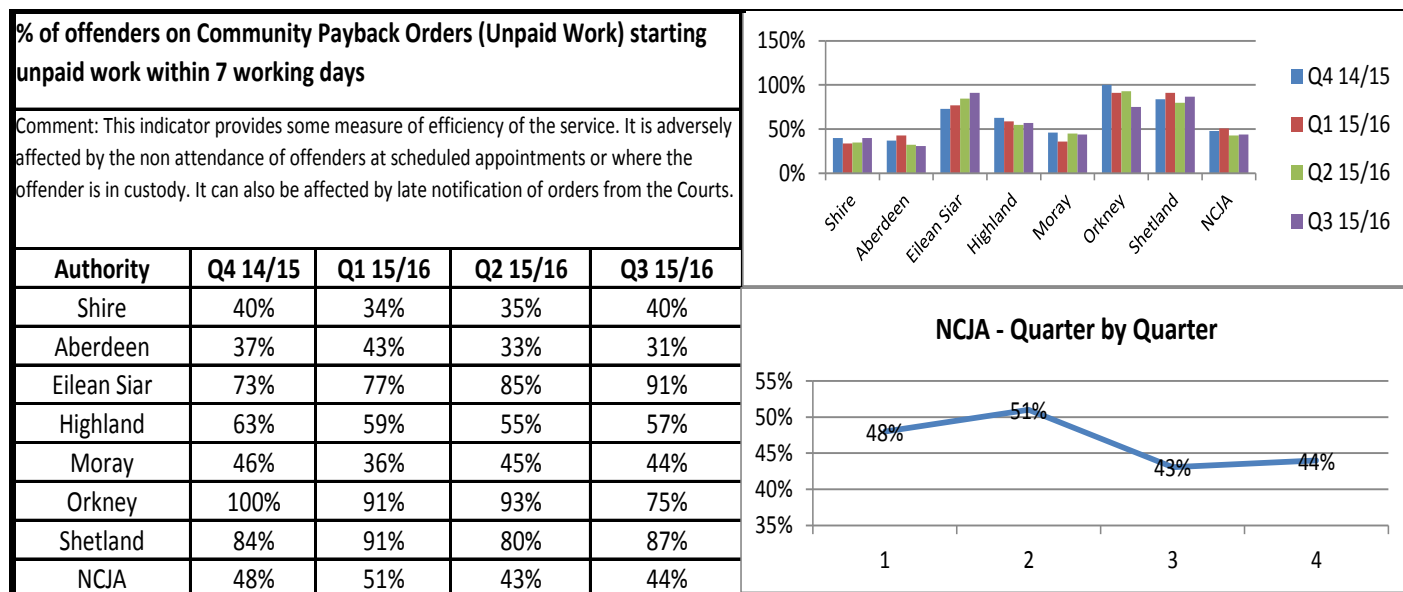


#### Comments/Trends/Management Action:

Supervision breach rates range from 0% to 6.7% although the majority are under 3%. Unpaid work only breach rates range from 0% to 13% although most authorities are 10% or above. Combined order breach rates range between 0% to 6%. Interestingly, prison licence breach rates are comparatively high in the following local authority areas; Aberdeenshire, Aberdeen, Eilean Siar, Orkney and Moray.

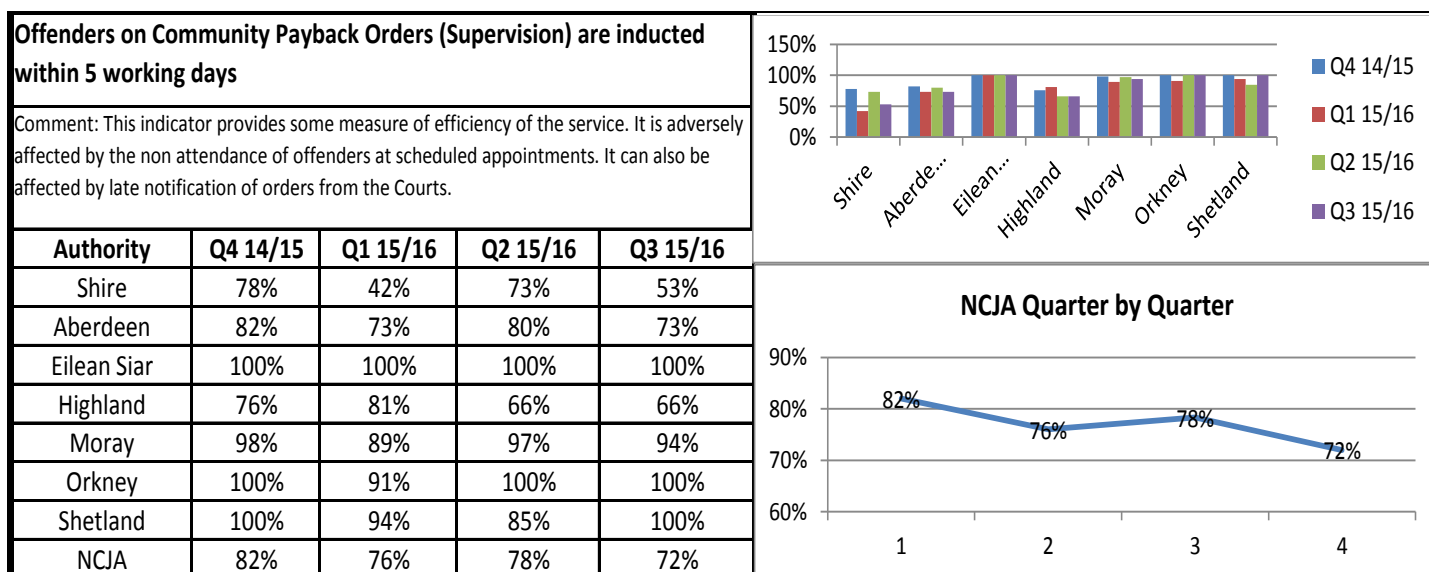
## Section 2 – Performance Framework

### Output D – National Outcomes and Standards are implemented



#### Comments/Trends/Management Action:

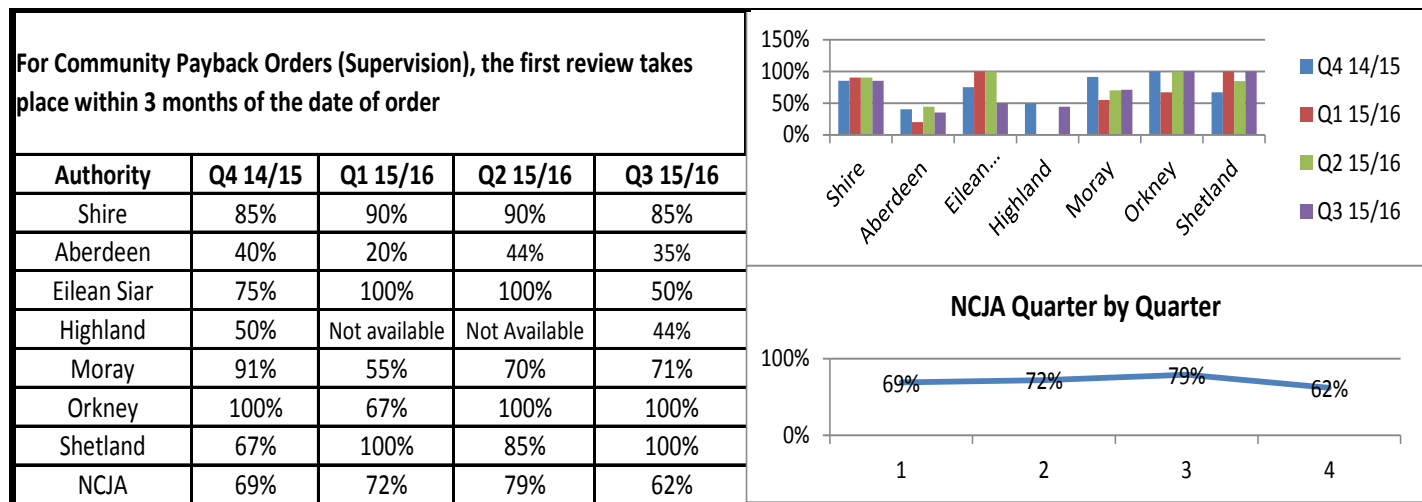
Improvement between quarters 2 and 3 15/16 for the following authorities; Aberdeenshire, Eilean Siar, Highland, Shetland and NCJA overall.



#### Comments/Trends/Management Action

A 6% decrease for NCJA overall as compared with quarter 2 15/16. Significant decreases for Aberdeenshire and Aberdeen are the main reasons for the decrease overall. Improvement of 15% for Shetland is worthy of note.

## Section 2 – Performance Framework (cont)

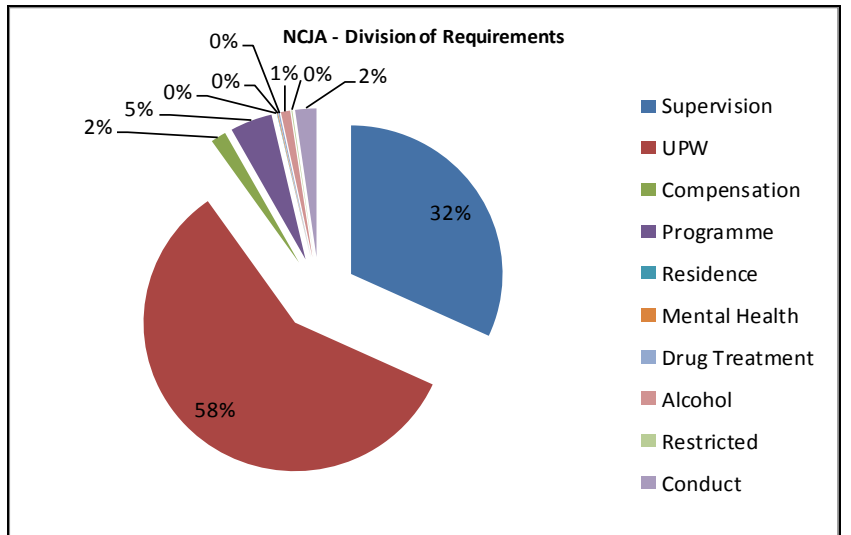
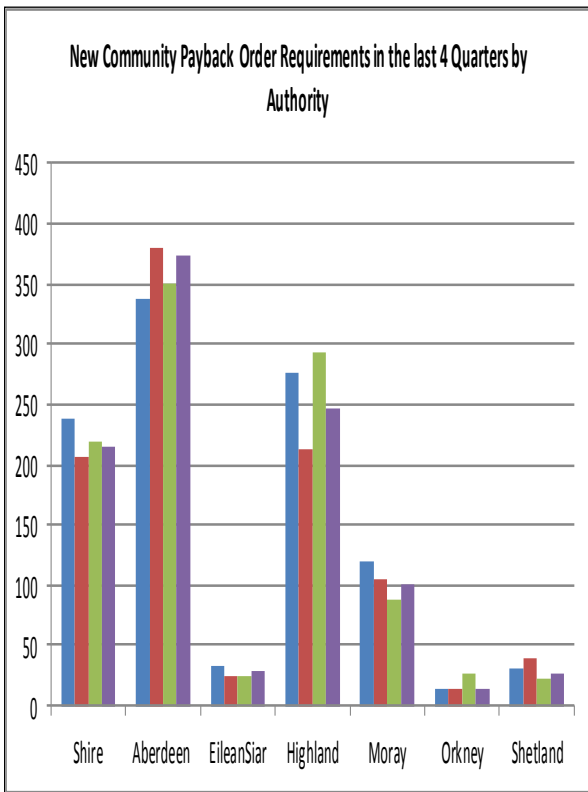
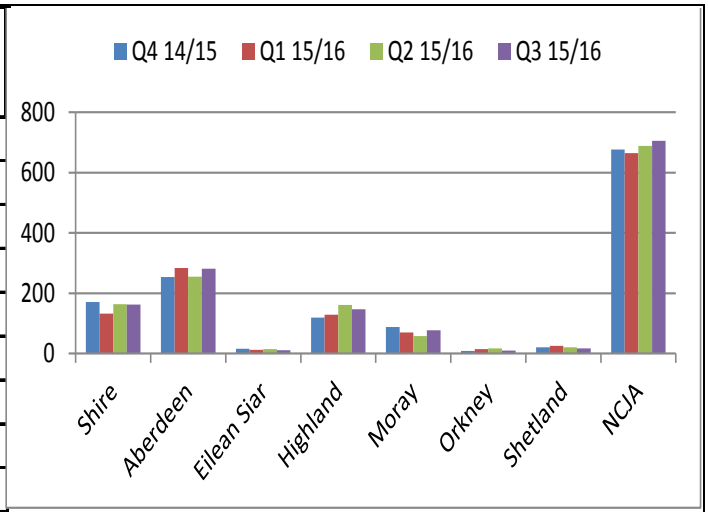


### Comments/Trends/Management Action:

Performance varies considerably between authorities in respect of 3 monthly reviews held on time. As can be seen from the above graph and table, the overall NCJA figure has reduced by 17% as compared with quarter 2 15/16. The main reason for the is the decrease in respect of both Aberdeenshire and Aberdeen local authorities.

**Section 3 – Community Payback Orders – Volume and Trends**

Community Payback Orders - Quarter By Quarter				
Authority	Q4 14/15	Q1 15/16	Q2 15/16	Q3 15/16
Shire	171	132	163	162
Aberdeen	253	283	255	281
Eilean Siar	16	12	14	11
Highland	119	128	161	147
Moray	88	70	58	77
Orkney	9	14	17	10
Shetland	21	25	20	17
NCJA	677	664	688	705



**Comments/Trends/Management Action:**

None.

		Shire	Aberdeen	EileanSiar	Highland	Moray	Orkney	Shetland	NCJA
Total Number of Requirements	Q4	238	337	34	276	119	13	30	1047
	Q1	207	381	25	213	106	14	40	986
	Q2	220	351	24	293	89	27	23	1027
	Q3	214	373	29	247	101	15	26	1005
	Total	<b>879</b>	<b>1442</b>	<b>112</b>	<b>1029</b>	<b>415</b>	<b>69</b>	<b>119</b>	<b>4065</b>
Supervision requirements	Q4	75	97	10	79	44	5	10	320
	Q1	73	118	6	59	37	3	21	317
	Q2	69	121	7	91	34	10	6	338
	Q3	67	121	10	70	39	5	7	319
	Total	<b>284</b>	<b>457</b>	<b>33</b>	<b>299</b>	<b>154</b>	<b>23</b>	<b>44</b>	<b>1294</b>
Level 1 unpaid work/other activity	Q4	79	144	7	92	46	3	11	382
	Q1	66	148	4	71	32	1	11	333
	Q2	84	124	8	92	23	7	7	345
	Q3	83	148	3	64	21	5	10	334
	Total	<b>312</b>	<b>564</b>	<b>22</b>	<b>319</b>	<b>122</b>	<b>16</b>	<b>39</b>	<b>1394</b>
Level 2 unpaid work/other activity	Q4	70	77	8	59	20	3	7	244
	Q1	53	90	9	48	27	10	5	242
	Q2	56	79	5	59	28	7	8	242
	Q3	51	88	8	63	34	3	5	252
	Total	<b>230</b>	<b>334</b>	<b>30</b>	<b>229</b>	<b>109</b>	<b>23</b>	<b>25</b>	<b>980</b>
Compensation requirements	Q4	3	5	2	4	3	0	0	17
	Q1	4	2	1	4	3	0	3	17
	Q2	3	3	2	9	3	1	0	21
	Q3	1	3	1	2	3	0	2	12
	Total	<b>11</b>	<b>13</b>	<b>6</b>	<b>19</b>	<b>12</b>	<b>1</b>	<b>5</b>	<b>67</b>
Programme requirements	Q4	7	13	1	14	1	0	0	36
	Q1	8	20	0	19	2	0	0	49
	Q2	2	23	0	29	1	0	0	55
	Q3	9	12	0	20	1	0	1	43
	Total	<b>26</b>	<b>68</b>	<b>1</b>	<b>82</b>	<b>5</b>	<b>0</b>	<b>1</b>	<b>183</b>
Residence requirement	Q4	0	0	0	0	0	1	0	1
	Q1	0	0	0	0	0	0	0	0
	Q2	0	0	0	0	0	1	0	1
	Q3	0	0	0	0	0	0	0	0
	Total	<b>0</b>	<b>0</b>	<b>0</b>	<b>0</b>	<b>0</b>	<b>2</b>	<b>0</b>	<b>2</b>
Mental Health Treatment requirement	Q4	0	0	0	2	0	0	0	2
	Q1	0	0	0	0	0	0	0	0
	Q2	0	0	0	1	0	0	0	1
	Q3	0	0	0	0	0	0	0	0
	Total	<b>0</b>	<b>0</b>	<b>0</b>	<b>3</b>	<b>0</b>	<b>0</b>	<b>0</b>	<b>3</b>
Drug Treatment requirement	Q4	0	0	0	3	0	0	0	3
	Q1	0	0	1	0	0	0	0	1
	Q2	0	0	0	0	0	0	0	0
	Q3	0	0	0	2	0	0	0	2
	Total	<b>0</b>	<b>0</b>	<b>1</b>	<b>5</b>	<b>0</b>	<b>0</b>	<b>0</b>	<b>6</b>



		Shire	Aberdeen	EileanSiar	Highland	Moray	Orkney	Shetland	NCJA
Alcohol Treatment requirement	Q4	2	0	1	11	0	0	0	14
	Q1	0	1	1	5	2	0	0	9
	Q2	1	0	1	4	0	0	0	6
	Q3	0	0	0	11	0	0	0	11
	Total	<b>3</b>	<b>1</b>	<b>3</b>	<b>31</b>	<b>2</b>	<b>0</b>	<b>0</b>	<b>40</b>
Restricted movement requirements	Q4	0	0	0	0	0	0	0	0
	Q1	0	0	0	2	0	0	0	2
	Q2	0	0	0	2	0	0	0	2
	Q3	0	0	0	0	0	0	0	0
	Total	<b>0</b>	<b>0</b>	<b>0</b>	<b>4</b>	<b>0</b>	<b>0</b>	<b>0</b>	<b>4</b>
Conduct requirement	Q4	2	1	5	12	5	1	2	28
	Q1	3	2	3	5	3	0	0	16
	Q2	5	1	1	6	0	1	2	16
	Q3	3	1	7	15	3	2	1	32
	Total	<b>13</b>	<b>5</b>	<b>16</b>	<b>38</b>	<b>11</b>	<b>4</b>	<b>5</b>	<b>92</b>