



Single Outcome Agreement 2009-11 Annual Report 2009-10

Orkney Community Planning Partnership is pleased to present the first Annual Report on its Single Outcome Agreement 2009-11, covering the period April 2009 – March 2010.

This has been a year of uncertainty, with the prospect of significant resource constraints in future years hanging over all of Orkney's community planning partners, at a time when economic pressure on the private sector, aligned with continuing demographic trends, is likely to increase demand for public services inexorably in the years to come.

In this context it is not surprising to see that while our performance indicators reveal trends moving in the right directions, progress towards targets set in earlier years has slowed. Realistically, it is likely that expectations of what is achievable in the near future will have to be adjusted to reflect the economic situation. This has already occurred in

the NHS, whose national targets have been adjusted for 2010-11, and we have noted in this report where this will affect our own local targets over the remaining lifetime of this Single Outcome Agreement.

The Partnership is encouraged by the positive progress that has been made against national outcomes 2, 4, 6, 8, 12 and 15, where nearly all of our targets have been met or exceeded. Trends have also been positive against national outcomes 1, 5, 11, 13 and 14.

The Partnership remains committed to improving performance in all areas over the longer term, but we would note that improvement in some key areas requires national commitment and action, as specified in our original "Asks".

By working together, we will help Orkney to overcome the challenges which lie ahead and ensure that we all remain focused on our shared vision for Orkney.



National Outcome 1: We live in a Scotland that is the most attractive place for doing business in Europe.

Narrative on progress in improving the delivery of the national outcome


The indicators below show that although Orkney did not meet the targets for this outcome, the performance of each indicator has improved. There have been a number of developments over the past year which we hope will make a long term difference to the business appeal of Orkney to a worldwide market:

Wave and tidal energy: On 16 March 2010 the Crown Estate announced plans for Orkney waters to become the first area to be made available for commercial scale development of wave and tidal energy in the UK. The projects are believed to represent the largest planned development of wave and tidal energy worldwide.

'Today marks a major milestone in the global journey towards a low carbon future, with the commercial-scale deployment of marine renewables set to power economies and help safeguard the planet for generations to come. These waters have been described as the Saudi Arabia of marine power and the wave and tidal projects unveiled today – exceeding the initial 700MW target capacity – underline the rich natural resources of the waters off Scotland.'

Alex Salmond, MSP

In November 2009 the world's largest working hydro-electric wave energy device, known as 'Oyster', was officially launched by Alex Salmond. The device, developed by wave energy company Aquamarine Power, is currently the world's only hydro-electric wave energy device which is producing power. Oyster is now producing power by pumping high pressure water to its onshore hydro-electric turbine. This will be fed into the National Grid to power homes in Orkney and beyond. A farm of 20 Oysters would provide enough energy to power 9,000 three bedroom family homes.



Progress at March 2010 on local outcomes: Orkney's people and businesses achieve their full potential on a long term, sustainable basis

Local outcome	Indicator	Historical data	Most recent data	Performance	Target	Have we reached our target this year	Future targets
Orkney's fragile communities have a sustainable economic base	1.1 Rate of new business start ups - VAT registrations per 10,000 adults	2004 – 37 2005 – 44 2006 – 36 2007 – 31	34 (2008)	↑	Match Scottish rate (38 in 2008)	×	Match Scottish rate
Orkney's economy is fully integrated within the global economy	1.2 Gross Value Added per head	2003 – £12,070 2004 – £13,333 2005 – £13,754 2006 – £14,640	£15,703 81.5% of Scottish figure (2007)	↑	2009/10 – Increase to 82.5% of Scottish rate	×	2010/11 – Increase to 85% of Scottish rate
A culture of enterprise which provides the right economic conditions for businesses to achieve dynamic and sustainable growth	1.3 Net stock of VAT registered enterprises in a local authority area on an annual basis	2004 – 1,420 2005 – 1,400 2006 – 1,435 2007 – 1,425	No data available	-	Maintain baseline – 1,425	-	Maintain baseline – 1,425
	1.4 Maximise grid export capacity for renewable energy	2007 – 35 meg	36.9MW connected capacity (25.9 wind + 11 marine) (2000)	↑	2009/10 – 40 meg	×	2010/11 – 45 meg

Narrative on progress on the Local Outcome

Tourism: Over the last year five years Orkney has enjoyed an 18% growth in the tourist visitor numbers. This is an average 3% growth year on year, in times of challenging economic conditions. In addition to this, a survey undertaken in 2009 by Highlands and Islands Enterprise, Orkney Islands Council and Visit Orkney identified that 95% of visitors would recommend Orkney as a holiday destination.

National Outcome 2: We realise our full economic potential with more and better employment opportunities for our people.

Narrative on progress in improving the delivery of the national outcome

Nationally, the effects of the recent recession have been particularly apparent since this Single Outcome Agreement came into place. Orkney has not been exempt from the economic situation and the indicators below demonstrate an increasing number seeking employment. However, it is encouraging to note that our population is increasing and that we still have an increasing and healthy number of people who are in work.

Recession support: The Partnership established a Task Force in 2009 in response to the recession. The Task Force reports directly to the Partnership's Steering Group and has been looking at a range of activities which aim to mitigate the impact of the recession on Orkney's people and the local economy.

Employability Orkney has created a 'Steps Towards Work' booklet which explains the types of support available to people who need help in getting ready for work.





Business support: The Business Gateway was formally opened by John Swinney, MSP in April 2009. Services are provided jointly by Orkney Islands Council and Highlands and Islands Enterprise. One of the first businesses to call on the gateway's services is Pierowall Fish, a family business:

"I approached the Business Gateway looking for marketing advice and found myself sitting down with an expert the very next day. I'm really impressed by the speed of response and by the level of support we're receiving." Ann and Kevin Rendall

Fairer Scotland Fund:

The Fairer Scotland Fund provided Employability Orkney with £45,600 to progress plans for a 'Three Step Business Model'. Over the past year they have produced and circulated the Orkney Social Enterprise Zone Development Plan. This describes the aims, operation and advantages of an informal partnership between three Social Enterprises; Employability Orkney, Blide Trust Catering and St Colm's Trading. The Social Enterprise Zone is the 'second step' of the Three step model, designed to provide transitional supported employment and generate additional income to reduce business dependency on future grant funding. The overall effect of the Three step model will be to provide a more specialised support service for clients in preparation for and immediately after placement in mainstream employment (see case study below).

Progress at March 2010 on local outcome: Orkney's people and businesses achieve their full potential on a long term, sustainable basis

Local outcome	Indicator	Historical data	Most recent data	Have we improved?	Target	Have we reached our target this year	Future targets
A culture of enterprise which provides the right economic conditions for businesses to achieve dynamic and sustainable growth	2.1 Percentage economically active	2004 – 86.5% 2005 – 86.5% 2006 – 83.9% 2007 – 83.7%	88.1% (June 2009)		2009/10 – 5% above Scottish rate	 8.4 % above Scottish rate	2010/11 – 5% above Scottish rate
	2.2 Median gross weekly earnings as a % of Scotland's median earnings	2004 – 91.1% (£355.8) 2005 – 103.4% (£423.6) 2006 – 90.0% (£385.1)	92% (£434.20) (2009)		2009/10 – 90.0%		2010/11 – 90.0%
Orkney's fragile	2.3 Population	2004 – 19,500	20416		Maintain projected		Maintain projected

communities have a sustainable economic base		2005 – 19,590 2006 – 19,770 2007 – 19,860	(March 2010)	↑	increase: 2009 – 20,266 2010 – 20,403	✓	increase: 2010/11 – 20,539
	2.4 Total Job Seekers Allowance claimants	2005 – 1.2% 2006 – 1.3% 2007 – 1.0% 2008 – 0.9% (Scottish average 2.6%)	1.7% (March 2010)	↓	2009/10 – 2% below Scottish rate	✗	2010/11 – 2% below Scottish rate
	2.5 Number of social enterprises	2008 – 60	60 (2009/10)	↔	2009/10 – 60	✓	2010/11 - 60
	2.6 Number of volunteers moving into employment	2007/08 – 11	12 (2009/10)	↑ ↑	2009/10 – 11	✓	2010/11 - 11
	2.7 Number of opportunities available through social enterprises and supported employment	2007/08 – 40	42 (2009/10)	↑	2009/10 – 45	✗	2010/11 – 55
	2.8 Impact on numbers of Incapacity Benefit customers into employment	Feb 2008 – 705	695 (August 2009)	↑	2009/10 – 5% decrease on live register	✗	2010/11 – 5% decrease on live register

Progress towards local outcomes:

Case study: Three Step Business Model

A partnership between Orkney Blide Trust (a Third Sector provider of mental health services) and Employability Orkney (a Third Sector Supported Employment Agency) has been working to try to improve the success rate of supported employment initiatives which involve people with mental health problems. Both organisations recognised that a common reason for the failure of supported employment placements was that clients were not sufficiently prepared for employment in terms of having the necessary routines, self discipline and motivation which is so necessary for successful employability placements. The result was the “Three Step Model” which aims to take a staged approach to employability, as follows:

STEP 1: To establish a Clubhouse in Orkney for people with mental health problems. The Clubhouse is a well established structure (there are 4 in Scotland already) which focuses on encouraging people with mental health problems to participate in work within the centre. The Clubhouse is organised around a “work ordered day” where members come to Clubhouse and work in one of the work units. The work is generated by Clubhouse and is based around the day to day needs of the organisation and the needs of members of that organisation. Work units will include catering (providing meals for members who attend clubhouse); Administration and Maintenance (dealing with the necessary administrative functions of clubhouse, cleaning and maintaining the building, and designing, building and maintaining the garden); Education and Employment Unit (focussing on developing and maintaining links with educators and employers and arranging training, education and transitional employment opportunities for members). All the work is carried out by members, for members, under the guidance of a very small staff team. Through work in Clubhouse members are able to develop self esteem and confidence through being part of a team, and develop the routine and discipline through regular attendance which is so necessary for success in employability schemes.

STEP 2: Transitional Employment Placements within an Orkney Social Enterprise Zone (as well as with established employers who join the scheme). Transitional Employment is a Clubhouse employability initiative which encourages first steps into employment. Clubhouse negotiates with employers to hold a job for which their members can apply. These jobs are paid at the market rate, but tend to be very part time (eg. two/three afternoons per week). Members are supported by Clubhouse in these paid positions and the employer is guaranteed that the job will be covered in the event of illness. The aim of Transitional Employment is to provide work tasters for a limited period of time (generally 9 months), thus freeing up jobs for other applicants. By developing a Social Enterprise Zone we hope to be able to provide a range of transitional employment placements for people distanced from the labour market.

STEP 3: Supported Employment stage currently run by Employability Orkney. Members who reach this stage will have developed the necessary skills and abilities to guarantee successful placement opportunities. Having gone through the model they will have developed the skills, routine, self discipline and motivation to succeed.

National Outcome 3: We are better educated, more skilled and more successful, renowned for our research and innovation.

Narrative on progress in improving the delivery of the national outcome

Orkney has been particularly successful for many years in achieving good attainment levels, high quality schools and learning facilities. The indicators below represent some decline in certain areas, but overall we remain strong. While short courses have declined, Orkney College has maintained postgraduate research registrations and improved both full-time and part-time numbers for higher education.

Training of childminders: Input from Early Years Support Teacher to training sessions for the childminders, particularly in High Scope input, resulting in improved practice, as evaluated by the Care Commission in registration inspections. (High Scope is an evaluated system for encouraging children to ‘plan, do and review’ all their activities, which has been evidenced to improve social outcomes and achievement levels in children and young people.)

Progress at March 2010 on local outcome: A learning culture in which everyone develops enthusiasm and motivation for learning, determination to reach high standards of achievement, and an openness to new thinking

Local outcome	Indicator	Historical data	Most recent data	Have we improved?	Target	Have we reached our target this year	Future targets
Learning is for all	3.1 Cumulative attainment of National	Best 3 year rolling average:			Maintain best 3 year rolling average figure:		Maintain best 3 year rolling average figure:

	Qualifications by all pupils in publicly funded secondary schools for S4-S6 (OIC Education and Recreation)						
	3.1.1) 5+@ Level 3 or better by end S4	2005/07 - 96.9%	94.7	↓	96.9%	×	96.9%
	3.1.2) 5+@ Level 4 or better by end S4	2005/07 - 89.1%	86.0	↓	89.1%	×	89.1%
	3.1.3) 5+@ Level 5 or better by end S4	2005/07 - 43.8%	40.3	↓	43.8%	×	43.8%
	3.1.4) 1+@ Level 6 or better by end S5	2005/07 - 48.3%	46.0	↓	48.3%	×	48.3%
	3.1.5) 3+@ Level 6 or better by end S5	2005/07 - 28.7%	28.0	↓	Increase to 31.6%	×	Increase to 31.6%
	3.1.6) 5+@ Level 6 or better by end S5	2005/07 - 12.6%	11.3	↓	Increase to 13.9%	×	Increase to 13.9%
	3.1.7) 1+@ Level 6 or better by end S6	2004/06 - 52.2%	52.7	↑	52.2%	✓	52.2%
	3.1.8) 3+@ Level 6 or better by end S6	2003/05 - 36.0%	37.3	↑	36.0%	✓	36.0%
	3.1.9) 5+@ Level 6 or better by end S6	2005/07 - 23.3%	25.7	↑	23.3%	✓	23.3%
	3.1.10) 1+@ Level 7 or better by end S6)	2004/06 - 18.8%	19.3	↑	18.8%	✓	18.8%
Learning is for life	3.2 Number of adults participating in literacy and numeracy	2006/07 – 145 2007/08 – 132	126 (2009/10)	↓	2009/10 – 150	×	2010/11 – 150

learning						
3.3 Number of adults participating in English for Speakers of Other Languages	2006/07 – 75 2007/08 – 78	75 (2009/10)	↓	2009/10 – 80	×	2010/11 – 80
3.4 Number of further and higher education students at Orkney College UHI	2007/08 – <u>Further Education:</u> mainstream – 264 short courses – 2633 <u>Higher Education:</u> full-time – 103 part-time – 198 Total = 3198	2008/09 – <u>Further Education:</u> mainstream – 296 short courses – 2280 <u>Higher Education:</u> full-time – 110 part-time – 225 <u>Post Grad Taught</u> full-time - 19 part-time – 20 Total = 2950	↓	2009/10 – <u>Further Education:</u> mainstream – 290 short courses – 2650 <u>Higher Education:</u> full-time – 100 part-time – 200 Total = 3240	-	2010/11– <u>Further Education:</u> mainstream – 290 short courses – 2650 <u>Higher Education:</u> full-time – 105 part-time – 200 Total = 3245
3.5 Number of postgraduate research student registrations per academic year	2007/08 – 32 in total <u>Orkney College:</u> 1 FT MSc, 5 FT & 1 PT PhD <u>ICIT:</u> 8 FT MSc, 5 FT PhD, 12	2008/09 – 32 in total <u>Orkney College:</u> 1 FT MPhil, 3 FT & 4 PT PhD <u>ICIT:</u> 8 FT MSc, 5 FT PhD, 12	↔	2009/10 – 42 in total <u>Orkney College:</u> 0 FT MSc, 7 FT & 3 PT PhD <u>ICIT:</u> 3 FT MSc, 5 FT PhD, 12 Distance Learning	×	2010/11 – <u>Orkney College:</u> 0 FT MSc, 8 FT & 3 PT PhD <u>ICIT:</u> 8 FT MSc, 5 FT PhD, 20 Distance Learning MSc

	Distance Learning MSc	Distance Learning MSc		MSc + 12 continuing		
3.6 Number of adult learners registered through Learndirect Scotland learning centres	2008/09 – 322	612 (2009/10)	↑	2009/10 – 350	✓	2010/11 - 350
3.7 Number of achievements as a result of participation in national training programmes	2007/ 2008 – Skillseekers/Modern Apprenticeships: 54 Get Ready for Work: 25 Training for Work: 7 Total = 83	2009/10 - Skillseekers/Modern Apprenticeships: 74, Get Ready for Work: 26 and Training For Work: 11 Total = 111	↑	2009/10 – Skillseekers/Modern Apprenticeships: 54 Get Ready for Work: 25 Training for Work: 7 Total = 86	✓	2010/11 – Skillseekers/Modern Apprenticeships: 54 Get Ready for Work: 25 Training for Work:
3.8 Percentage of resident population that are borrowers from public libraries	2004/05 – 37.7% 2005/06 – 34.7% 2006/07 – 32.4% 2007/08 – 31.2%	31%	↓	2009-10 – 32%	✗	2010-11 – 33%

Narrative on progress on the Local Outcome

The Partnership has developed a **Family Learning directory**, for professionals and practitioners working with parents and children, outlining the many services available in Orkney which promote or facilitate Family Learning, and which support and

develop the skills and understanding of parents for their children's progress and development.

The **Library & Archive** has created 2 distinct learning areas with its Public Library Improvement Fund Space2Learn project which incorporates a Fairer Scotland Funded project for Assistive Technologies. The two new learning areas, which opened early in 2010 - one IT based and the other for more traditional study - underpin Orkney's learning culture and are available and relevant to all sectors of the population regardless of age or status.

National Outcome 4: Our young people are successful learners, confident individuals, effective contributors and responsible citizens.

Narrative on progress in improving the delivery of the national outcome

Orkney benefits from long standing strong community values in this area. This is evidenced particularly well by the indicator showing a large increase in the number of youth volunteers.

Overall the percentage of leavers entering a positive destination is 93.9%, an increase of 1.7% on last year and well above the national result of 85.7%. Additionally, the proportion of young people entering further and higher education has reached its highest level since 2000-01, at 60.8%, a rise of 3.3% on last year. The percentage of leavers entering higher education has increased by 2.8% in comparison to 1999-2000. Leavers entering further education have witnessed an increase of 6.4% over the same period. As anticipated, this is balanced by a decrease in leavers entering employment which has dropped to a 5 year low at 29.0%, 1.4% lower than last year. Also the percentage entering training has decreased slightly at 4.1% from 4.3% last year. The percentage of leavers who are unemployed seeking has reached 4.5%, a decrease of 0.2% on last year, well below the national rate of 11.5%, and the lowest rate in the country. The percentage of young people who are unemployed and not seeking has fallen to 1.6% from 2.5% last year. There are now no school leavers whose destination is unknown to Skills Development Scotland although the national rate is now 1.2%.

The **16+ Learning Choices** strategy Group held its first meeting in January 2010 with a mixture of colleagues from learning, training and voluntary providers throughout Orkney. The main remit for this group is to create an understanding of shared responsibility and agreed collaborative approaches for implementing 16+ Learning Choices in Orkney. In particular, this group

works together in promoting awareness throughout the providers of formal and informal opportunities for young people in the 16+ and More Choices More Chances categories that are currently in school. By holding joint responsibility for the processes involved in implementing 16+ Learning Choices, local providers actively work together to ensure each young person leaving statutory education can access a wide range of learning opportunities to further develop their skills and interests. This in turn will allow our young people to become successful learners, confident individuals, effective contributors and responsible citizens.

SDS staff in Orkney from the Careers Scotland Centre and Stromness Academy ran one of 4 pilots in Scotland during 2009/10 on integrating career management skills into Curriculum for Excellence. The pilot is called “**Prepare Yourself: Prepare Others, in Skills for Life, Learning and Work**”. Following an evaluation it is planned to roll this out In Stromness Academy 2010/11.

Voluntary Action Orkney delivered 22 courses to 215 people in 2009/10. Courses included Autism Awareness, First Aid and Suicide Intervention. They also enjoyed a large increase in the number of youth volunteers, figures at the time of writing indicate that this has continued to grow above expectations.

The **Connect project** (formerly Stepping Stones) received £77,200 of Fairer Scotland Funds to provide dedicated space and two staff to deliver tailored, personal and skills development and training to up to 20 young people within the More Choices More Chances agenda (in difficult circumstances who have left school with few or no qualifications) (see case study below).

One young person who came to the project, did not have a very positive experience at school, he was quite argumentative and believed that his opinion was always right and was very biased against anyone who was different to himself. After a few months, through one to one support, encouraging team work, undertaking activities about equal opportunities and using a diversity game he began to think about what he was saying and take others feeling and opinions into account, at this point we felt he was ready to try a work placement and we encouraged him to look at a variety of different areas that may suit his skills. He worked out that he liked to use his hands and felt more comfortable working to routine. We arranged for him to do a manual handling course and arranged a placement with a local firm fitting tyres and exhausts. After 2 weeks we did a review and the employer was so happy with the young person's attitude to work and his reliability, that he asked the young person to stay for another 2 weeks. After that period the employee offered the young person a position with the firm. He is now an apprentice Tyre Fitter and has been successfully employed for over 6 months.

Orkney College received £20,000 for **Supported Learning/ Training Opportunities for Pupils** to provide an alternative curriculum for pupils who are not engaged with the school curriculum. The alternatives offered were carpentry or horticulture and 19 pupils attended the project. The outcomes of the training were positive in that school attendance improved and that the pupils contributed

to the community whilst also learning new skills by helping in making items such as benches. A case study has been provided by the course providers below:

M is typical of the pupils TOPS has helped. He had poor attendance at school of just over 50% and while he was at school he showed a complete lack of motivation and poor self confidence. Since coming on to TOPS M has gained the motivation to improve his school work to such an extent that he is now able to sit his standard grade exams.

M became much more settled at school and his attendance has improved greatly. The Support Staff think that apart from the new skills M learned on TOPS being on the project allowed him time to think and consider what type of job he could.

Thanks to the self belief and confidence he has gained M is now looking forward to his future and is seriously looking for a job when his exams are finished.

Progress at March 2010 on local outcomes: A learning culture in which everyone develops enthusiasm and motivation for learning, determination to reach high standards of achievement, and an openness to new thinking and ideas

Local outcome	Indicator	Historical data	Most recent data	Have we improved?	Target	Have we reached our target this year	Future targets
	4.1 Proportion of schools receiving positive inspection reports	2005/08 11% at VG+ 52% at G+ 87% at satisfactory	100% (March 2010)	↑	No evaluations of weak or less in key indicators Minimum of 30% at VG+; 70% at G+ 100% at satisfactory	✓	No evaluations of weak or less in key indicators Minimum of 30% at VG+; 70% at G+ 100% at satisfactory
	4.2 Number of youth volunteers	2006/07 – 26 2007/08 – 36	112 (2009/10)	↑	2008/09 – 64 2009/10 – 75	✓	2010/11 – 85

Local outcome	Indicator	Historical data	Most recent data	Have we improved?	Target	Have we reached our target this year	Future targets
	4.3 Numbers of children referred to a Hearing on offence grounds, as a percentage of the child population	2004 – 1.9% 2005 – 1.9% 2006 – 2.0% 2007 – 1.3% (Scottish Average 2.9%, 3.1%, 3.1% 3.0%)	No data available		Maintain 30% below the Scottish average		Maintain 30% below the Scottish average
	4.4 Percentage of school leavers going into employment, education or training	2004/05 – 87% 2005/06 – 94% 2006/07 – 94% 2007/08 – 92%	94.3% (2009/10)	↑	2008/09 – 94% 2009/10 – 94%	✓	Maintain 94% (highest rate in Scotland)
	4.5 The percentage of child population between 1 and 3 years old attending Parent and Toddler groups	2007/08 – 73% 2008/09 – 78%	82% (new Bookbug groups included) (2009/10)	↑	Maintain over 70%	✓	Maintain over 70%
	4.6 Number of School children having an outdoor learning	2008 – 2470	2954 (2009/10)	↑	Maintain above 2400	✓	Maintain above 2400

Local outcome	Indicator	Historical data	Most recent data	Have we improved?	Target	Have we reached our target this year	Future targets
	experience through Rangers, Field Teacher, Outdoor Education						

Narrative on progress on Local Outcomes

In December 2009 the Orkney Community Planning Partnership endorsed a **Corporate Parenting Statement** which encompasses a joint commitment to outcomes for looked after children and young people:

“Our ultimate aim is that the outcomes for children and young people who have been Looked After are as good, or better than, those of their peers who have not. The Partnership has the same vision and the same high aspirations for the children and young people and young adults it looks after, and those who have left care, as it does for all children in Orkney.”

Case study—The Connect Project

The Connect Project provides dedicated space and two staff to deliver tailored, personal and skills development and training to up to 20 young people in difficult circumstances who have left school with few or no qualifications. The project has been successful with 20 young people in its first year. The young people have had varied agenda including literacy work, art projects, residential trips and volunteering at the Red Cross House. Some of the outcomes after the first year are:

- *4 young people moved on to employment*
- *2 young people moved on to Get Ready For Work programme*
- *25 certificates including First Aid and Learning Bytes*

The project has enabled young people to move into employment, which benefits the Orkney economy. In addition the cost to statutory agencies of delivering services to some of these young people has been reduced as more positive behaviours have developed. Volunteering activities such as painting and decorating at the Red Cross House has assisted the wider community in providing comfortable surroundings for people visiting the local hospital from outer islands; working in partnership with the Blide Trust (Orkney based Mental Health Service) has encouraged the clients who use the services to be motivated and participate in weekly activities; Make a Difference Day provided the young people on Connect the opportunity to plan and host a Halloween party for families with children under the age of 5, who are supported by Homestart, which in turn has motivated the young people on Connect to raise funds and assist local charities in Orkney.

One young person who came to the project, did not have a very positive experience at school, he was quite argumentative and believed that his opinion was always right and was very biased against anyone who was different to himself. After a few months, through one to one support, encouraging team work, undertaking activities about equal opportunities and using a diversity game he began to think about what he was saying and take others feeling and opinions into account, at this point we felt he was ready to try a work placement and we encouraged him to look at a variety of different areas that may suit his skills, he worked out that he liked to use his hands and felt more comfortable working to routine. We arranged for him to do a manual handling course and arranged a placement with a local firm fitting tyres and exhausts. After 2 weeks we did a review and the employer was so happy with the young person's attitude to work and his reliability, that he asked the young person to stay for another 2 weeks. After that period the employee offered the young person a position with the firm. He is now an apprentice Tyre Fitter and has been successfully employed for over 6 months.

National Outcome 5: Our children have the best start in life and are ready to succeed.

Narrative on progress in improving the delivery of the national outcome

We have made some significant progress in performance of the indicators within this outcome. Although we have not met all our challenging targets, we are working to capacity within the boundaries of reducing resources. The "Childsmile" dental health programme has been particularly effective, with 470 children enrolled since July 08. All children have the opportunity to be active as part of their learning, through the curriculum and additional programmes offered by the Active School and Outdoor Education teams. 90% of children and young people have reported that they feel that there are appropriate activities for them to join in after school or during lunchtime. This makes an important contribution to improving health and well being and reducing obesity, alongside remedial interventions.

Families in Orkney have benefited from the successful ongoing roll-out of multiagency **Triple P** (Positive Parenting Programme), expanding the range of services offered to include: Primary and Group Triple P, Teen Triple P, Stepping Stones Triple P (for families with a child with additional support needs), Enhanced Level 5 Triple P (for working with families with children with more challenging behavioural issues). This is preventative work through early intervention, which enhances parenting skills and confidence, and improves communication and relational skills in families. Triple P developments include:

- Two male practitioners from the Education and Leisure Service were trained in Group & Teen Group and group work is aimed at parents who have children approaching transition from P7 to S1
- Two existing practitioners have been trained at Level 5 in Enhanced Triple P, which is a targeted approach supporting families where there are high levels of need
- Pilot project to roll-out Triple P to all Pre-school and Primary 1 parents at St Andrew's School, being evaluated by Psychological Services against a control group.

The Childcare Partnership has produced a local Early Years Framework strategy, and supports a range of important services within this, including Social Baby, Baby Massage, and BookstartRhythmetime programmes, and regular multi-agency "Starting Well" events and activities to encourage positive parenting of younger children. The HomeStart and HomeLink services work towards enhancing young children's mental health and resilience.





Throughout the last year Women's Aid Orkney delivered the 8 week **Respect Programme** to 242 pupils in Orkney. The programme continues to play a vital part in raising awareness amongst children and young people of healthy relationships and domestic abuse issues. Some of the feedback from education staff included:

- "I'm very glad we had the course in our school and would like to utilise skills and services in the future. I was very impressed with how the children interacted. A very positive experience for all"
- "Delivery was appropriate to the different age groups, varied in delivery and confidently delivered. Both members of staff had a very easy manner with the children which in turn were appreciated by the children."
- "Very good course, would be very keen to have again with a new group of young people in the future. I feel the course re-enforced positive values"

On 25th November 2009 the delivery of the Respect programme in Orkney was highlighted as an area of good practice in the HMIE Inspection Report. This was excellent recognition for staff of the strength and value of their input into preventative education.

Progress at March 2010 on local outcomes: A healthy and caring community with health and social care services for all who need them

Local outcome	Indicator	Historical data	Most recent data	Have we improved?	Target	Have we reached our target this year	Future targets
Awareness of wider influences on health and wellbeing is raised	5.1 Number of parents accessing Positive Parenting Programme courses	2007/08 - 135	163 (2009/10)	↑	400 over 3 years	✓	Maintain 3 year average of 150 per annum by 2015
	5.2 Number of children completing Respect Programme	2007/08 – 84	242 (2009/10)	↑	2008/09 – 311 2009/10 – 400	✗	2010/11 - 450
	5.3 Proportion of women still breast feeding at 6 weeks or more	2006/07 – 60% (national target 50%)	61.2% (2009/10)	↑	2009/10 – 63%	✗	2010/11 – 65%
	5.4 % 3-5 year olds registered with a dentist	2007/08 – 55.1%	82.4 (2009/10)	↑	2009/10 – 76%	✓	2010/11 – 80%
	5.5 Number of Healthy Weight Interventions	2008/09 – 2	15 (2009/10)	↑	2009/10 – 40	✗	2010/11 – 39 completed interventions

							<i>(revised from 81)</i>
5.6	Number of registered childminders per 1000 population	2005/06 – 11.8 2007/08 – 13.8 2008/09 – 13.8	13 p/1000 population (2009/10)		Maintain above 10		Maintain above 10
5.7	Number of schools with Health Promoting Schools status	2007 – 7 2008 – 12	15 out of 23 = 65% (2009/10)		2009 – 16 2010 – 20		Increase to 23 (all schools)

Narrative on progress on the Local Outcome

A significant Partnership achievement was the move from a successful shadow arrangement to a permanent integrated community health and social care partnership, Orkney Health and Care, with effect from April 2010. This will impact positively on the delivery of services to all in the community, and is discussed further under National Outcome 6.

National Outcome 6: We live longer, healthier lives.

Narrative on progress in improving the delivery of the national outcome

The indicators below show a mixture in terms of performance and improvement over the year. We are encouraged by the improvements in discharges with an alcohol related diagnosis as this indicates people are making improved lifestyle choices. We see that more people are stopping smoking, although unfortunately we can also see that there is some way to go with meeting the target on this indicator.

A significant Partnership achievement was the move from a successful shadow arrangement to a permanent integrated community health and social care partnership, Orkney Health and Care, with effect from April 2010. The full range of social services currently

provided by NHS Orkney will come under the joint management of a single director, accountable to the Council and NHS Orkney via the Board of Orkney Health and Care. This partnership approach will deliver more integrated care services to the people of Orkney, with both organisations working together as a multi-skilled team.



Orkney Health and Care will develop better services and outcomes for local people by:

- Increased working with partner agencies, formalising links and aligning structures and processes, engaging with the public.
- Supporting a wider range of expertise and interests
- Contributing to the effective planning and delivery of services at all levels.










Orkney Health and Care is committed to investing in technology which allows people to remain within their own homes. However, with a dramatically increasing elderly population, there is a need for additional care places for those who cannot stay at home. Orkney Health and Care has confirmed a formal agreement to fund 40 care places and 14 houses in St. Margaret's Hope and Kirkwall. The buildings will be jointly funded and staffed which will mean residents will benefit from an increased level of efficiency of service.



Note: new way of recording 6.7 includes all three and unable to separate.

Progress at March 2010 on local outcomes: A healthy and caring community with health and social care services for all who need them

Local outcome	Indicator	Historical data	Most recent data	Have we improved?	Target	Have we reached our target this year	Future targets
Promotion of health equality	6.1 Life expectancy at birth	2004/06 - male – 76.0, female – 81.2 2005/07 - male – 74.9, female – 81.5	male - 74.7; female - 81.4 (2006-08)		2009/10 – Maintain above Scottish average (male – 75.0; female – 79.9)		2010/11 – Maintain above Scottish average

		(Scottish average: 74.8, 79.7)					
	6.2 Reduce inequalities in rate of smoking during pregnancy	2006 – 17.1%	18% (2008)	↓	2009/10 – 15%	×	2010/11 – 14%
	6.3 Number of inequalities targeted cardiovascular Health Checks	New target	45 (2009/10)	-	2009/10 – 116	×	2010/11 – 51 <i>(revised from 120)</i>
Healthier lifestyle choices are easier choices	6.4 Mortality from CHD among under 75s (per 100,00 population)	2007 – 233.5	219.7 (2009/10)	↑	2009/10 – 200	×	2010/11 – 175
A shift in the balance of care and raised awareness of wider influences on health and wellbeing	6.5 The proportion of people aged 65+ who receive more than 10 hours per week of home care	2008/09 – 240 service users over 65 receiving home care of which 60 receive 10+ hours (25% service users, 1.6% total over 65s)	67 service users over 65 receiving intensive home care. Over 65 population is 3945 = 1.7% total over 65s (2009/10)	↑	2009/10 – 240 service users over 65 receiving home care of which 60 receive 10+ hours (25% service users, 1.6% total over 65s)	✓	2010/11- 243 service users over 65 receiving home care of which 61 receive 10+ hours (25% service users, 1.7% total over 65s)

	6.6 Percentage of delayed discharges outwith the six week delayed discharge planning period	2007/08 – 0	0 (2009/10)		2009/10 – 0		2010/11 – 0
A community which challenges discrimination, promotes diversity, and prioritises safety and support for the most vulnerable	6.7 Proportion of community care service users who feel safe, supported and included	2007/08 – People who reported feeling: Safe – 84% Supported – 88% Included – 60%	94% (2008/09)		2009/10 – Safe – 85% Supported – 90% Included – 70		2010/11 – Safe – 85% Supported – 90% Included – 73%
	6.8 Staff trained in suicide prevention	2007/08 – 27%	42% (March 2010)		2009/10 – 37%		2010/11 – 50%
The harmful effects of drugs, alcohol and smoking are minimised through positive action	6.9 General Acute Inpatient Discharges with an alcohol related diagnosis	2007/08 – 1003	859 (March 2010)		2009/10 – 988		2011/12 – 953
	6.10 Number of screenings and alcohol brief intervention in line with sign 74	New target	667 (March 2010)	-	2009/10 – 305		2010/11 – 577

	6.11 Number successfully quitting smoking	2008/09 – 17	44 (March 2010)		2009/10 – 92		2010/11 – 275 (corrected from 200)
--	---	--------------	--------------------	---	--------------	---	---------------------------------------

National Outcome 7: We have tackled the significant inequalities in Scottish society.

Narrative on progress in improving the delivery of the national outcome



The Fairer Scotland Fund provided £34,308 to Papa Westray Community Council for their Water scheme. The small island has been able to maintain a stable population of 70 people however their success had been restricted by the basic need of clean drinking water. The money was used to pay for half of the development, which has enabled 26 homes to have access to clean drinking water. In addition to this, a further 31 households who have in the past experienced water shortages now enjoy 'water security' through the project. In addition to the health benefits for having access to clean water, the fragile community can progress plans which were previously restricted by the water supply to increase the sustainability of the island.

The Fairer Scotland Fund provided £6,800 to the Orkney Library who purchased equipment to improve the facilities for disabled people. Working closely with Orkney College has enabled new learners to access facilities.

The Partnership's Equality Forum met regularly during the year and facilitated a joint consultation event for people with disabilities in November 2009, to inform both the Council's and NHS Orkney's new Disability Equality Schemes. The Council appointed to a new post of Policy Officer (Equalities) from April 2009, to support Council services in implementing equality policy, improve practice in training and impact assessment, support Orkney Equality Forum and prepare the Council for the introduction of the Single Equality Act.

Progress at March 2010 on local outcomes: Cross cuts all local outcomes

Local outcome	Indicator	Historical data	Most recent data	Have we improved?	Target	Have we reached our target this year	Future targets
promoting equality – to encourage services to provide equal opportunities for everyone	7.1 Number of racists incidents per 1000 population,	2005/08 – 0.2 (13 incidents)	0.1 (2008/09)	↑	Maintain below 0.4	✓	Maintain below 0.4
	7.2 Equal opportunities policy – percentage of highest paid 5% of earners among council employees that are women	2004/05 – 18.3% 2005/06 – 28.7% 2006/07 – 29.6% 2007/08 – 33.8%	29% (26 women and 61 men)	↓	2009/10 – 39%	✗	2010/11 – 44% (Scottish average)
	7.3 Public Access – percentage of public service buildings that are suitable and accessible to disabled people	2005/06 – 41.9% 2006/07 – 48.1% 2007/08 – 48.2%	51.7% (30/58)	↑	increase by 2.5% per annum	✓	2010/11 – 55%
	7.4 those in the 60+ age group that have given up time to help as an organiser/volunteer	2003/04 – 30% 2005/06 – 73%	33% (2007/8)	↓	2009/10 – 35% (corrected target)	✗	2010/11 – 27% (Scottish Average) (corrected target)
	7.5 Learning centre users as %	2004/05 – 8.8% 2005/06 –	24.7%	↓	2009/10 – 41%	✗	2010/11 – 42%

	of the population	13.4% 2006/07 – 35.0% 2007/08 – 39.4%	(2009/10)				
	7.6 Number of people with support needs enabled to volunteer	2007/08 – 26 2008/09 – 30	37 (2009/10)		2007/08 – 26 2008/09 – 30		2010/11 - 40

National Outcome 8: We have improved the life chances for children, young people and families at risk.

Narrative on progress in improving the delivery of the national outcome

Progress in delivery of the national outcome is generally positive, with most of our basket of indicators ‘on target’, and particular success in relation to throughcare/aftercare support for looked after young people. Improvement in corporate parenting is one of four key priorities in our current Integrated Children’s Services Plan, driven by recent policy commitments by both Orkney Islands Council and the Community Planning Partnership (as referenced in Outcome 4). We are sustaining work to improve community supports and placements, with additional investment in local fostering services to support a new recruitment and retention strategy, and full delivery of the Concordat commitment on kinship care achieved in year 1. Our small local children’s home is also sustaining quality improvement; Care Commission reports identify aspects of the service inspected as “very good”.

We continue to sustain service levels for children with disabilities. Orkney Islands Council provides a high quality core respite service, but additional funding streams enable a further range of respite and enrichment opportunities, with a scheme to support young people with autism to participate in mainstream activities, highly valued holiday playschemes, and carers support delivered through Crossroads. The Childcare Partnership in addition funds specific play and social opportunities for individual children in need, who may be disadvantaged by geographic isolation.

Despite the relatively low numbers of children directly accessing domestic abuse support services, the Women’s Aid Orkney children and young people services are demonstrably effective and highly valued. Its Respect programme, delivered in partnership








with Education and Social Work services in Orkney schools, was commended as an example of good practice by HMIE Inspection of Child Protection Services (November 2009). It is hoped that this awareness raising, education programme will help the service to reach out to more affected young people, and give them more confidence in seeking help. HMIE also commented positively on the quality of its therapeutic input to children using the service. (See also outcome 5).

The other area where the target has been missed, is in relation to removal from the child protection register on the grounds of improved home situation. This indicator may not well reflect service outcomes in this area. There have been difficulties with data definition and collection; but the significant reduction in registrations and now very low numbers of children on the register make the use of a percentage target inappropriate anyway. The roll out of GIRFEC, impact of multi-agency training, and increased confidence based on positive local inspection, have all contributed to better targeted responses to concerns and risks. Orkney achieved a positive inspection from HMIE in November 2009, with two of the reference indicators assessed as “very good” and three particular examples of good practice verified.

Relationships Scotland in Orkney received £45,000 of Fairer Scotland Funding for Orkney **Family Group Conferencing** for up to 20 families to help them find solutions to family issues. Their first year has required significant promotion of the new service and explaining to referrers that they are independent and what types of services they can offer (see case study below).

Progress at March 2010 on local outcomes: A healthy and caring community with health and social care services for all who need them

Local outcome	Indicator	Historical data	Most recent data	Have we improved?	Target	Have we reached our target this year	Future targets
A community which challenges discrimination, promotes	8.1 Percentage of looked after children in community placements	2005/06 – 69% 2006/07 – 76% 2007/08 – 90%	85% (2008/09)	↓	Three year rolling average of 80% 2008-11	✓	Three year rolling average of 85%

diversity, and prioritises safety and support for the most vulnerable	8.2 Percentage of looked after young people leaving care who have a pathway plan	2005/06 – 20% 2006/07 – 27% 2007/08 – 50%	100% (2008/09)		Improve 15% per year to 95%		Rolling three year average of 95%
	8.3 Children and Young People Experiencing Domestic Abuse: numbers accessing support (an increase in numbers is perceived as a positive because it represents more children coming forward for support)	2006/07 – 22 2007/08 – 30	15 (2009/10)		2008/09 – 26 2009/10 – 30		2010/11 – 34
	8.4 Respite care – total overnight respite nights for children provided per 1000 population	2005/06 – 117.0 2006/07 – 116.3 2007/08 – 121.8	139 (2009/10)		Maintain 115 or above		Maintain 115 or above
	8.6 Percentage of children	2007/08 – 45%	18% (2 out of 11)		Three year average of 50%	-	60%

	removed from child protection register due to an improvement in their home situation		(2008/09)		by 2010		
--	--	--	-----------	--	---------	--	--

Narrative on progress on the Local Outcome

Family Group Conferencing—Case study

The Home School Support Officer attached to a local secondary school referred P as a result of chronic non-school attendance. The aim of the FGC process was to get P back to school on a regular basis and thus avoid further statutory intervention.

P came from a family with a long history of unemployment, criminal behaviour and involvement with social services. Initially, the family, P included, was resistant to the suggestion of FGC but following a number of home visits, the Co-ordinator was able to engage P and the family by demonstrating how FGC is different to other types of social work (etc) intervention.

P discussed in some detail with the Co-ordinator and family returning to school, determined not to 'follow in the family footsteps'.

The FGC process did not culminate in a full Family Group Conference, but this significant piece of work ensured that P did indeed return to school and also started to enquire about the possibility of work experience. P reported that the FGC process had been a very positive experience and that they felt much happier as a result of it. P's mother's feedback stated she too had felt supported throughout the process and had really benefitted from the opportunity to look at parenting issues and find practical solutions.

The Home School Support Officer had expressed concerns at the outset that P was heading towards further statutory involvement i.e. a children's hearing. SACRO was already involved. Discussions with the FGC Coordinator enabled P to consider the consequences of continuing on the path they were on and opened them up to other possibilities, and almost certainly avoided a repeat of the family pattern and involvement in criminal behaviour.

National Outcome 9: We live our lives safe from crime, disorder and danger.

Narrative on progress in improving the delivery of the national outcome

The **Orkney Alcohol and Drugs Partnership** (ADP) was formed in 2009. Emerging from the Orkney DASAT, the new Partnership signals a fresh start for joint-working across Orkney to tackle substance misuse. Orkney ADP incorporates over 30 organisations and is overseen by a support team of the ADP Co-ordinator and the Substance Misuse Development Officer who ensure that all members are able to contribute towards various aspects of substance misuse in Orkney which include the three key concepts indicated in the ADP Strategy: Education and Prevention, Supporting People in Orkney Affected by Substance Misuse and Treatment and Recovery.

Orkney's Youth Café opened in November 2009, it provides a place where young people can meet in a safe environment. There are drop in sessions, Youth Club sessions and special events. The facility also offers paid employment to young people and there are volunteers from a range of agencies including VAO, ADP, Orkney Disability Forum, the Library and Relationship Scotland amongst others.



'We have waited so long for a place like this in Orkney, and now that the funding and effort has gone in to make this happen we really need to use it!'
Rachel Taylor (18 years old)

Highlands and Islands Fire and Rescue Service (HIFRS) received £8,000 to deliver an interactive programme 'HiFiReS' for people aged 12-1 with **behavioral issues**. The course was delivered to 32 students and HIFRS report that without exception each of these students increased self-confidence, self esteem and team spirit. They also gained respect for firefighters in their community and learnt new practical skills such as first aid, and road safety to help them prepare for real life workplace situations. Below is a case study submitted by the teacher of a pupil from Stromess Academy who attended the course:







E is a boy with Autistic Spectrum difficulties and has always struggled socially. He has lacked confidence in himself and is easily upset when things do not go to plan. He is particularly vulnerable to teasing and name calling by a group of boys in his year, as they enjoy the reaction they get from him. While all reported incidents have been dealt with in line with the school's discipline policy they still manage to 'wind him up' easily. During the three years E has been at Stromess Academy he has received regular

support from our Teacher of Children with Autistic Spectrum Difficulties and this has resulted in E becoming more adept at social interactions and developing a more effective resilience against things which are going wrong.

E was unsure about taking part in Hifires but with encouragement from home and school he decided to give it a try. He very soon discovered he enjoyed it very much and due to the structure of the course and the empathy of the fire personnel, he became far more confident and was even able to laugh at himself sometimes when things went wrong. Since taking part in the course, staff and family have all commented on how much more resilient he is and how much better he copes with 'life's little knocks'. Participation in the Hifires Course has been an extremely positive experience for E.

Progress at March 2010 on local outcomes: A community where everyone may live, work, visit and play safely, without undue fear or risk of harm

Local outcome	Indicator	Historical data	Most recent data	Have we improved?	Target	Have we reached our target this year	Future targets
Everyone travelling within Orkney can do so safely	9.1 Slight casualty rate, expressed as the number of people slightly injured per 100 million vehicle kilometres	2003-07 – 30.1	29 (2007/08) 23 (2009/10)	↑	2009-10 – 26.4	✓	2010-11 – 26.1
A reduction in the incidence of accidents and ill-health caused at work, in the	9.2 Casualties from fire (fatal and non-fatal)	2004-05 – 2 fatal; 0 non-fatal 2005-06 – 0 fatal; 6 non-fatal 2006-07 – 0 fatal; 2 non fatal	1 fatal; 0 non-fatal 1 fatal; 0 non-fatal (2009/10)	↓	2009-10 – 0 fatal; 2 non-fatal	✗	2010-11 – 0 fatal; 0 non-fatal

home and during leisure activities		2007-08 – 0 fatal; 2 non-fatal 2008-09 – 0 fatal; 0 non-fatal					
A co-ordinated and effective response capability to any emergency occurring or affecting our community	9.3 Participation by locally based Category 1 & 2 responders in local, strategic and national training, exercises and events to test preparedness locally	2007/08 – 1 multi-agency exercise and 2 table top exercises carried out	2 multi-agency, 3 tabletop and 2 'real life' situations (2009/10)		2009/10 – 1 multi-agency exercise and 3 table top exercises.		2010-11 – 1 multi-agency exercise and 4 table top exercises
	9.4 Number of multi-agency Flood Liaison Advisory Group meetings held annually promoting sustainable flood management.	2008/09 – 2	0 (2009/10)		2009/10 – 2		2010/11 – 2
Crime, other antisocial behaviour and the effect it has on our	9.5 % of adult residents stating they feel 'very safe' or 'fairly safe' when	2003/04 – 97% 2005/06 – 96%	94% (2007/08)		Maintain above 96%		Maintain above 96%

community is reduced	walking alone in the local neighbourhood after dark						
	9.6 Volume and rate of recorded crimes and offences per 10,000 population (Data will be extracted mostly from the Recorded Crime systems of individual police forces.	Rate per 10,000 population: 2005/06 – 295 2006/07 – 251 2007/08 – 210	283 (2008/09) 273 (2009/10)	↓	Maintain below 250	×	Maintain below 250
	9.7 Level and frequency of alcohol consumption among children and young people: percentage of 13 and 15 year olds drinking once a week	2002 – 22% aged 13, 39% aged 15 2006 – 12% aged 13, 34% aged 15	No data available as this is a 2 yearly survey	-	2009 – Decrease to 9% aged 13 27% aged 15	-	2010 – Decrease to 7% aged 13 20% aged 15
	9.8 Percentage of offenders with reconviction	2002-03 – 24% 2003-04 – 34% 2004-05 – 22%	39% (5 year average is	↓	Maintain below 45%	✓	Maintain below 45%

	within 2 years of release from any kind of sentence		29.75) (2005/06)				
	9.9 Children feeling safe in school	2003 – 90% 2005 – 90% 2007 – 92%	90% (2009/10)	↓	Maintain rolling 3 year average of at least 90%	✓	Maintain rolling 3 year average of at least 90%
	9.10 Women, children and young people receiving Women’s Aid Orkney outreach and refuge services	2005-6 – Women 38; Children 38 2006-7 – Women 52; Children 58	44 women and 15 Children & Young People (2009/10)	↓	2009-10 – Women 60; Children 67	✗	2010-11 – Women 69; Children 77

Narrative on progress on the Local Outcome

Since the introduction of the Concordat, ring-fenced status for **Community Safety** funding, including ASB funding, has been removed. Locally, Councilors have redirected this funding to higher priority services within the Council. The previously dedicated Community Safety Officer post has been amalgamated within a new Community Resilience unit post. The Single Outcome Agreement, along with locally agreed outcome measures, assists the Community Safety Partnership in keeping focused on local priorities.

The Council’s Education Department, Orkney Alcohol and Drugs Partnership and the Scottish Youth Theatre joined together to provide a **Creative Alcohol Awareness** workshop for young people. The workshops encouraged young people to become engaged and think about the impact of alcohol on families and communities.

A **Strategic Flood Risk Assessment** study was commissioned in 2009 to support the development of an Urban Design Framework for Kirkwall. The report analysed historic data on flood events and modelled likely flood risk across Kirkwall. A map of potential flood risk areas was prepared which was used to inform the proposed land allocations set out in the Urban Design

Framework. It is planned to undertake a study of the whole of Orkney in 2010.

The Council, assisted by Northern Constabulary, hosted the first **Safe Islander** event in Orkney in September 2009. Safe Islander is a multi-agency event designed to prepare children to remain safe in a variety of emergency situations and to be aware of dangers they are likely to encounter as they advance through life. The potential for learning is enhanced by the fact that most of the learning is fun and interactive. Approximately 230 first year pupils from 4 schools took part in the event which took place at the Territorial Army Centre in Kirkwall. The event was sponsored by Talisman Energy UK Ltd with some additional funding from Orkney Islands Council. Stagecoach provided the buses and Orkney College prepared lunches for the agencies. Other participating agencies included Casey Construction, Health & Safety Executive, Highlands & Islands Fire and Rescue Service, Red Cross, RNLI, Scottish and Southern Energy.

National Outcome 10: We live in well-designed, sustainable places where we are able to access the amenities and services we need.

Narrative on progress in improving the delivery of the national outcome

The Council has attracted significant grant funding, £1.7m, up to the end of March 2010, to fund the provision of new council housing. The first contracts for 12 houses in Finstown and for the refurbishment of 18 houses in Andersquoy, Kirkwall, have commenced and are due for completion at the end of 2010. This new council housing is in addition to Orkney Housing Association's current development programme which has seen additional housing completed in a range of locations including Kirkwall, and St Mary's.

Eradicating fuel poverty remains a key target for the Government and the Council and the **Home Insulation Scheme (HIS)**, in which Orkney was chosen as one of 10 authorities to trial this new initiative, enabled the targeting of energy efficiency measures to almost 400 homes in the Kirkwall and Stromness areas. The Council continues to provide support, with the adoption of a Scheme of Assistance, to households in the private sector who require help with the adaptation, repair or improvement of their homes.

Work is well underway to review the **local development plan** which will establish a new up to date policy context for planning decision making in Orkney. Recent work has highlighted the key importance of ensuring design is considered early on in the

planning process including the preparation of Development Briefs for key sites, guidance for development in the world heritage site and guidance on the design of houses in the Orkney countryside. Sustainability is also at the heart of the new local development plan – in particular the focus of new land allocations on a sustainable settlement hierarchy. Energy efficiency in building design is also a key policy issue for the new plan.

The new local development plan will identify housing land allocations according to a sustainable settlement hierarchy. There will be a policy requirement for development briefs to establish the number and type of housing which can be accommodated within each site. These will be undertaken during 2010/2011.”

As a remote island community, with our population spread across almost 20 inhabited islands, transport links are particularly important for Orkney. Orkney’s geography presents real challenges for our transport links, particularly during the winter months. Ferries in Orkney provide the physical link between our isles communities and our main towns and service centres, and between all of Orkney and the Scottish Mainland. Around 23% of the Orkney community relies on a ferry to access local services and facilities on the Orkney Mainland and then a second ferry in order to access mainland Scotland. The connection to mainland Scotland is vital to Orkney residents and businesses, and the Council continues to seek the extension of the **Road Equivalent Tariff** scheme to internal and external ferry services in Orkney.






A number of projects were completed during 2009-10 as part of the **Sustainable Travel Demonstration Town** initiative in Kirkwall:

- The commissioning of The Car Culture Report in order to better understand what is required for sustained change
- Town Infrastructure improvements in the Kick Start Programme to create a more joined up, integrated active travel network
- Improvements to kerbs, footways and crossing facilities in and around the Quoybanks area of Kirkwall
- The Path to Health located at the Peedie Sea as part of the Kick Start Kirkwall project.



Progress at March 2010 on local outcomes:

- Everybody in Orkney has a suitable home
- An effective and efficient transportation network that supports the economic vitality, community wellbeing and environmental integrity of all of Orkney

Local outcome	Indicator	Historical data	Most recent data	Have we improved?	Target	Have we reached our target this year	Future targets
An adequate supply of affordable housing	10.1 Rate of New Build Affordable Housing Starts	To be established April 2009	117 (2009/10)	-	100 Site Starts per annum	✓	300 Site Starts
	10.2 Number of Households on Housing Waiting List	April 2008 – 642 applicants	664 (2009/10)	↓	Decrease by 82 per annum	✗	Decrease to 150 by April 2014
	10.3 Number of homeless households requiring temporary accommodation	2007/8 – 99 households	96 (2009/10)	↑	2009/10 – Decrease by 15%	✗	2010/11 – Decrease by 30%
Housing that is fully accessible, above the tolerable standard, energy efficient & contributes to a high quality built environment	10.4 Percentage of housing stock that is Below Tolerable Standard or in Serious Disrepair	2008 Orkney Private House Condition Survey – 5.8 BTS & 6.2% Serious Disrepair	5.6% (2009/10)	↑	2009/10 – Reduction by 0.5% in number of housing BTS / Serious Disrepair	✓	2010/11 – Reduction by 1.0% in number of housing BTS / Serious Disrepair
	10.5 Proportion of Social Rented Housing failing the	2007 Stock Condition Survey, 600 out of 800 Local	591/773 failed to meet the	↑	Decrease to: 2009/10 – 525 2010/11 – 450	✗	Decrease to 0 by 2015.

	Scottish Housing Quality Standard	Authority properties failing to meet standard.	measure (March 2010)				
	10.6 Number of Disability Grants Awarded as percentage of total applications received	To be established May 2009	100% (2009/10)		2009/10 – 50%		2010/11 - 100% of received applications awarded.
	10.7 Percentage of Households in Fuel Poverty	2008 Private Sector House Condition Survey & Housing Needs Survey – 33%	41%		30% reduction (down to 22%) by 2010		0% (no fuel poverty) by 2016
Land suitable for housing is identified in the right locations and in sufficient quantity to meet needs	10.8 Number and location of potential Housing Sites	2008/9 – 861 (plus windfall) Housing land audit in progress	<i>Data not yet available, see narrative above</i>		2009/10 – to be confirmed following housing land audit		2010/11 – to be confirmed following housing land audit
Regeneration of Orkney's towns, villages and Isles is assisted	10.9 Number of new build affordable housing starts in towns, villages and isles	To be established following housing land audit	53 (other than Kirkwall and Stromness)	-	at least 10% of the planned housing units to be in regeneration areas		at least 10% of the planned housing units to be in regeneration areas

	communities				There were 117 new build affordable housing starts in total, this represents 45% which were not in Kirkwall or Stromness)		
Travel opportunities meet the needs of the whole community	10.10 Percentage of road network in need of maintenance treatment	2004/05 – 21.1% 2005/06 – 30.5% 2006/07 – 42.1% 2007/08 – 24.5%	27.3%	↓	Maintain 30% annually	✓	2010/11 – 30%
Integrated means of travel around Orkney	10.11 Increasing public transport usage – total passenger numbers on buses, dial-a-bus, and air services	2007/08 – TOTAL = 224,344 <u>Buses</u> : 189,000; Dial-a-bus: 13,418 <u>Inter-isles air services</u> : 21,926	TOTAL = 219,338 Buses 183,112. OCTO 277. Dial a bus 14997 and inter-isles air 20,952	↓	+1% by 2009/10 +2% by 2010/11	✗	+3% by 2011/12
Reduced traffic in sensitive areas	10.12 Increase proportion of journeys to work	2003/04 – 22% 2005/06 – 24%	2007/08 24%	↔	+1% by 2009/10	-	+2% by 2010/11

	by active travel or public transport						
	10.13 Use of public transport by target groups (those with disabilities, those over 60, young people 16-18, isles residents)	Concessionary pass entitlement cards issued as a % of those entitled to cards and trip rates by concessionary travel pass holders	No data available				
	Percentage of 60+ population using bus:	2005/06 – 83%	2009/10 – 30%		+2%		+6% by 2011/12
	Average ferry trips per year per Isles resident:	2006-07 – 118 <i>(revised figure as per figures from Transport)</i>	2007/08 – 119 2008/09 – 120 2009/10 – 124		Sustain		Sustain at present levels
	Dial a bus Users (Over 60 and disabled) trips used as a proportion of total trips available:	2006/07 – 72%	No data available		+4%		+8%
	Proportion of Valid NEC	June 2008: -Disabled: 56%	No data available		+2%		+4% by 2011/12

	holders:	-Over 60: 96% -Young People: 60%		●	+1% p.a. +5%		+1% p.a. +10% by 2011/12
--	----------	-------------------------------------	--	---	-----------------	--	-----------------------------

Narrative on progress on Local Outcomes

A **new residents' group**, known as KETRA (Kirkwall East Tenant and Residents Association), came into being in early 2010, with the aims of improving life for residents of Papdale, Meadowbank and Hordaland. This group is keen to learn from other regions and areas how to advance community development in an Orkney context.

Orkney Ferries now has one of the most advanced booking and ticketing systems in Scotland. Not only does this offer an improved service, with the provision of online booking, it is now possible to more accurately identify passenger flow patterns and numbers on the ferry services. In addition there is ongoing work to develop a new Orkney Ferries website.

Work began in 2009 on the £1.8 million refurbishment of hard ramps for ferry services between the inner North Isles. Work will be carried out on all four hard ramps on the Tingwall ferry service to Rousay, Wyre and Eglisay, plus the ramps at both ends of the Kirkwall and Shapinsay service. The work will be completed in 2010 and will ensure that the ramps are fit for purpose over the next 30 years. During 2009 the MV Graemsay, which provides a valued lifeline service to the communities of Graemsay and North Hoy, underwent a major refit which included an extension to the midsection of an additional 4.5m. This upgrade to the ferry is part of a wider ambition, subject to funding, to improve the ferry service to that of a roll on – roll off service.

The cost of upgrading and replacing the ageing Orkney Ferries fleet is of continued concern. This continues to be a difficult challenge particularly in the current economic climate.

National Outcome 11: We have strong, resilient and supportive communities where people take responsibility for their own actions and how they affect others

Narrative on progress in improving the delivery of the national outcome

Orkney is often said to be good at joint working because of a strong community spirit and culture of working together. People are willing to give up their own time for helping others and for working towards a shared vision for their community. This is evident from the work accomplished by the third sector, Community Councils and Development Trusts in Orkney, which with very limited resources are able to complete projects with a lasting effect on the community, such as community wind turbines. It is also apparent in the particularly high and increasing levels of youth volunteering.

A Community Service project '**Garden Furniture Orkney**' was commended at the Scottish Community Service Awards 2010. It is managed by Orkney Islands Council and transforms unwanted pallets into garden furniture for charities and community groups. The project started in 2008 after the community service team approached a neighbouring business for permission to take away and re-use old pallets destined for the tip or bonfire. Since then, Community Service participants have constructed around a dozen picnic tables and several benches, each individually designed and tailored to the size and shape of the material available. The project currently recycles around 90% of the wood it sources. The finished products are given to charitable groups who can either use the furniture themselves or sell them to the public to generate much-needed funds. So far, furniture has been donated to the garden of a local cancer charity, a church, a residential care unit, and a nursery play area to name just a few. Community Service projects are managed by the Orkney Islands Council's Criminal Justice team and are carefully selected with the aim of benefitting the Orkney community as a whole.



'Wibbly wobbly wall' made for St. Andrews Primary School by Community Service participants



Orkney's isles development trusts received £2,500 each of **capacity building** funding for 2009-10 from the Fairer Scotland Fund. This enabled the trusts to focus on developing regeneration projects which will improve the sustainability of the isles communities, including community wind turbines. Other local community developments initiated by the development trusts included play facilities, youth drop-in centres, a skills survey, recycling and oral history projects.

Hoy Development Trust received an additional £5,000 from the Fairer Scotland Fund for them to take forward the islands wind turbine application.

Voluntary Action Orkney received £12,000 from the Fairer Scotland Fund to support **volunteering** core activity. They currently support 458 volunteers across Orkney through a range of services which are valued and popular within the community including general volunteering, young persons befriending, adult befriending, supported volunteering and youth development (see case study below).

Progress at March 2010 on local outcome: Orkney's fragile communities are empowered to develop a sustainable economic base

Local outcome	Indicator	Historical data	Most recent data	Have we improved?	Target	Have we reached our target this year	Future targets
Orkney's fragile communities are empowered to develop a sustainable economic base	11.1 % of adult residents stating their neighbourhood as a 'very good' or 'fairly good' place to live	2001/02 – 98% 2003/04 – 98% 2005/06 – 98%	99% (2007/08)	↑	Maintain 98%	✓	Maintain 98%
	11.2 % given up time to help as an organiser /volunteer in the past 12 months	2001/02 – 37% 2003/04 – 42% 2005/06 – 59%	38% (2007/08)	↓	2009/10 – 40% (corrected target)	✗	2010/11 – 31% (Scottish average) (corrected target)
	11.3 Number and proportion	Apr 2005 – 2637 (13.3%)	2680 (13.2%)	↑	2009/10 – increase to 14%	✗	2010/11 – increase to 15%

	of Orkney residents living in the Outer Isles	Apr 2006 – 2625 (13.1%) Jul 2007 – 2664 (13.2%)	(April 2008)				
	11.4 Total external funding levered into communities via island development trusts and other Third Sector organisations	2007/08 - £532,488	£1,991,395. (2009/10)		2008/09 – £136,000 2009/10 – £334,000		2010/11 – £450,000

Narrative on progress in improving the delivery of local outcomes

Case study—Supported volunteering at Voluntary Action Orkney

A middle aged person who was socially isolated due to mental health issues was referred to the project, through the Community Mental Health Team. At the start, the person was extremely apprehensive about doing volunteering. She felt so undervalued, due to the issues in her life. We sat down with the volunteer, and explained the whole process, and once they say what the project was all about, they agreed to move forward. A Rickter Scale baseline profile was carried out, and regular meetings were set up to give one to one support to the volunteer. The volunteer began a placement at a Residential Sheltered Housing Project, helping out with a lunch club one day a week. One to one support was tailored to the needs of the volunteer, and then after 3 to 4 months the volunteers was going independently to the placement. Due to the success of this placement, a second was offered to the volunteer. This was at similar lunch club but smaller, and involved the volunteer travelling on a bus independently to and from the placement. Again, one to one support was given until the volunteer felt confident to carry out the placement on their own. Two months later the volunteer started helping out at The Salvation Army lunch Club, and kept all the placements going for a period of time with regular support.

Six months after our initial contact with the volunteer, we carried out another Rickter scale review. This showed an improvement in the volunteer's confidence levels. The volunteer then started helping at VAO (Voluntary Action Orkney) doing small mailings. This

experience lead to a similar opportunity at “Orkney Disability Forum”, where the volunteer carried out more administration duties. A spell of ill health reduced their ability to do regular volunteer work but none the less the volunteer kept one of the lunch club placements going and the mailings as and when required. This volunteer has made a huge difference to many of the elderly people they came in contact with, during their time in the placements. This volunteer is now leaving Orkney, and moving south, but the great success story here is that they have indicated that once settled in their new location, they will carry on with their voluntary work.

National Outcome 12: We value and enjoy our built and natural environment and protect it and enhance it for future generations.





Narrative on progress in improving the delivery of the national outcome





During 2009-10 extensive field and survey work has been planned to review our natural and built heritage sites. This will ensure that an effective framework is in place to form the basis of future planning for improvements to countryside access, interpretation and protection of key environmental habitats. The survey work will be used to form the basis of new policies in the local development plan for protecting or enhancing our natural and built environment.

Progress at March 2010 on local outcome: A natural environment which is protected, enhanced and sustainably managed to combat climate change

Local outcome	Indicator	Historical data	Most recent data	Have we improved?	Target	Have we reached our target this year	Future targets
The safeguarding, collecting,	12.1 Condition of World Heritage Site	Actions identified as 'urgent' in the	63% 36 out of 58	-	2009/10 – 50% urgent conservation	✓	2010/11 – 60% urgent conservation

preserving, conserving and interpretation of Orkney's heritage	monuments	original condition survey for each WHS monument			works completed		works completed 2011/12 – 90% urgent conservation works completed
	12.2 Percentage of listed buildings at risk	2008/09 – 46	18.32% (83 buildings)	↓	2009/10 – 5% decrease on baseline per annum	✗	2010-11 – 5% decrease on baseline per annum
Good environmental quality for water, air and land maintained	12.3 Water: % of at risk water bodies at good ecological status	2008/09 – 82%	86%	↑	86% by 2015	✓	87% by 2027
	12.4 Air quality: number of air quality management areas	Historically - 0	0	↔	Maintain - 0	✓	Maintain - 0
	12.5 Land: % of agricultural land under management for biodiversity through agri-environment schemes; % of SSSI are under assured management	<ul style="list-style-type: none"> ▪ Agri-environment schemes 2004/08: avg 10534ha (11% of agricultural land [Total area – 93,501.71ha]). ▪ Area of SSSI 	<ul style="list-style-type: none"> ▪ Agri-environment schemes 2005/09: avg 9767.91ha (11% of agricultural land (Total area – 92,074.1ha)) ▪ Area of SSSI 		<ul style="list-style-type: none"> ▪ % of agricultural land under management for biodiversity should equal the mean of the previous five years. ▪ The % of SSSI under assured 		<ul style="list-style-type: none"> ▪ % of agricultural land under management for biodiversity should equal the mean of the previous five years. ▪ The % of SSSI under assured

		under assured management 2007/08: 14261ha (60% of total area [23,644ha])	under assure management 2008/09 is 15,659.61ha (65% of total area (24,289))		management should be maintained at 60% of total area.		management should be maintained at 60% of total area.
Biological diversity in Orkney is protected and enhanced	12.6 The % of SSSI features in favourable condition	2008 – 77% of SSSI features in favourable condition. 32 of unfavourable features (16.5% of total features) are seabirds with no on-site management feasible	2009 - 72% of SSSI features in favourable condition. 25 of unfavourable features (21% of total features) are seabirds with no on-site management feasible.		2009/10 - increase to 94% by taking into account those features where no on-site management is feasible		2010/11 - increase to 95% by taking into account those features where no on-site management is feasible
	12.7 The number of Hen Harrier chicks reared in Orkney and productivity	2003-2007 - 71.4 reared, 1.12 chicks per occupied site	2009 – 95 reared; 1.30 chicks per occupied site.		The number and productivity of Hen Harrier chicks reared in Orkney should equal the mean of the previous five years		The number and productivity of Hen Harrier chicks reared in Orkney should equal the mean of the previous five years

Better community awareness of the natural environment & environmental issues	12.8 No. of environmental awareness raising walks, talks, events and activities	Apr-Sept 2008 – 292	507 (2009/10)		2009/10 – 5% increase		2010/11 – 10% increase
	12.9 Percentage of schools achieving bronze Eco Schools award	2007/08 – 30% (7 schools)	91% 21/23 (2)		2009/10 – 35%		2010/11 – 40%

Narrative on progress in improving the delivery of local outcomes

The **Stromness Townscape Heritage Initiative** is supported by £3.8 million of funding, including £1.44 million from the Heritage Lottery Fund and £857,580 from Historic Scotland. The initiative will regenerate the Stromness Conservation area over the next five years, with project activity starting in 2010 on the repair and conversion of the former Commercial Hotel building and major improvements to the public realm streetscape. In November 2009 extra funding of £318k was secured from the Scottish Government's Town Centre Regeneration Fund in order to install IT infrastructure cable ducting and replace concrete paving in the conservation area.

Following on from the success of being the first school in Orkney to achieve green flag status, Glaitness School have been awarded a second coveted green flag. This is the highest award possible in the **Eco Schools Programme**.

Shapinsay Community School achieved runner-up position in the **Greener Schools Award** category of the Scottish Education Awards 2009. The awards recognise and reward best practice and highlight the achievements of dedicated individuals who have helped young people fulfil their learning potential. Alongside carrying out an energy and rubbish audit in the school, pupils have encouraged local people in Shapinsay to think about what the community can do to be greener. The school has also taken part in Orkney Islands Council's carbon management programme and are working towards becoming both Carbon Neutral and a Zerowaste School. As part of this work the school's lighting is managed by sensors, pipe work has been insulated, the building management system upgraded, and energy awareness training has been completed by all members of school staff.

National Outcome 13: We take pride in a strong, fair and inclusive national identity.

Narrative on progress in improving the delivery of the national outcome



The Westray Wife was found during excavation by Historic Scotland at the Links of Noltland in Westray in 2009. It is a particularly exciting find, amongst other fantastic discoveries at the site. The figurine has been exhibited in a number of Historic Scotland sites such as Edinburgh and Stirling Castles, raising awareness of Orkney and its incredible archaeology across the country and the world. There were also important excavations continued at Ness of Brodgar and the Brough of Deerness to name just two.











In other areas of cultural activity, the second very successful George Mackay Brown Writing Fellowship began in October 2009, running for a year, and providing opportunities for many local people to engage with writing, including projects in partnership with the RSPB. The Scapa Flow Landscape Partnership got underway in the summer of 2009, developing and starting to deliver projects with partners, including some significant archaeological survey work at the Ness Battery in advance of conservation work to take place in 2010/11. There were significant exhibitions at the Pier Arts Centre and good attendance levels at the local festivals, with a new winter festival finding a lot of support.

Within formal education settings a number of projects were developed and delivered by the Cultural Co-ordinator team, including a storytelling residency with Western Isles writer and storyteller Ian Stephen, and the St Magnus Festival worked with the National Theatre of Scotland to deliver a performance with pupils from Kirkwall Grammar School which was extremely well received in 2009 and delivered an excellent project in 2010 called Side by Side, where local young musicians worked and performed with the BBC Scottish Symphony Orchestra at a packed concert.

Despite the financial crisis visitor numbers were maintained, but the target of a 5% increase was not achievable.

Progress at March 2010 on local outcomes: Enhanced cultural activity enabling heritage, arts and sport to grow and thrive in Orkney

Local outcome	Indicator	Historical data	Most recent data	Have we improved?	Target	Have we reached our target this year	Future targets
The safeguarding, collecting, preserving, conserving and interpretation of Orkney's heritage	13.1 Number of visits to/usages of Council funded or part funded museums in person per 1,000 population	2006/07 – 2393 2007/08 – 2544	2559 (2009/10)	↑	2008/09 – 5% increase year on year	✗	2010/11 – 15% increase on baseline
	13.2 Number of museums reaching and maintaining museums accreditation status	2007/08 – 4	4 (2009/10)	↔	2008/09 – 4 2009/10 – 4	✓	2010/11 – 4 (or 7 if include independents)
	13.3 Number of heritage projects implemented through the Scapa Flow Landscape Partnership Scheme	49 projects proposed	1 complete (out of 48)	↑	2010/11 – 60% implemented	✗	2011/12 – 100% implemented

A culture which values, develops and encourages artistic excellence, innovation and participation in all artforms	13.4 Number of visits to libraries per 1000 population	2006/07 – 6295 2007/08 – 6892	7096 (2009/10)		2009/10 – 7500		2010/11 – 8000
	13.5 Number of children learning a musical instrument through the Orkney Schools Instrumental Service	2007/08 – 526 (18%)	18.5% 515 out of 2788		2009/10 – maintain at least 18%		2010/11 – maintain at least 18%
A community which values, develops and encourages sport and physical activity whether it be at a recreational, competitive or elite level	13.6 Number of attendances per 1,000 population for swimming pools, other indoor sports and leisure facilities	2005/06 – 5,510 (pools) 9,448 (leisure) 2006/07 – 5,899 (pools) 9,543 (leisure) 2007/08 – 6,051 (pools) 9,161 (leisure)	6153 (pools) 10,650 (leisure)	 	2009/10 – 6236 (pools) 9402 (leisure)	 	2010/11 – 6293 (pools) 9402 (leisure)
	13.7 Primary School and Secondary School participation rates in organised class sessions	2007/08 – primary 2547, secondary 676; total males 1765, total females 1458	2009/10 3794 participants (for three quarters within 2009/10)		2009/10 – increase primary and secondary participation by 10%		2010/11 – increase primary and secondary participation by 10%

National Outcome 14: We reduce the local and global environmental impact of our consumption and production.

Narrative on progress in improving the delivery of the national outcome

Changes in regulation have meant that material formerly disposed of at Orkney's inert landfill site now has to be shipped to Shetland thus increasing the quantity of material shipped with a resulting increase in biodegradable municipal waste (BMW) landfilled. In addition there is an increased number of households which has also contributed to the additional waste, and the severe winter weather last year was a probable cause for the lower than expected recycling rate.




Case study—Westray Development Trust







The Westray Development Trust has set up two companies: Westray Renewable Energy Ltd and Orkney Biofuels, to make the most of the renewable resources of the islands, particularly the wind. They won the 'Best Community Initiative' award at the Scottish Green Energy Awards 2009. They have three small wind turbines already in action, and a much bigger 850kw machine also performing well. There are also developments with biofuels including vegetable oil for fueling diesel cars. This vegetable oil project is small scale, but much more ambitious is the Trust's idea for an Anaerobic Digester plant. This involves collecting dung from the slatted cow pens on farms all over Westray, putting it in a tank with no air, and using the resulting methane gas to generate heat and electricity. What comes out the other end can also go back on the field as fertiliser. They get electricity, heat (some of which can warm polytunnels), fertiliser which has had all pathogens and weed seeds removed, and nitrogen in a form which is good rather than bad for the environment. The Anaerobic Digester process could even help with other forms of recycling on the island, as it requires a certain amount of "dry" waste to work.

"We could take waste from Orkney Salmon and use it in this process. The waste has a high fatty content which gives good energy value. It could save the salmon farms a fortune. We could also take domestic waste or any other organic material and save Orkney Islands Council a lot of money. We could probably run a plastic recycling plant one day a month and make things like fence posts for the farmers out of the plastic".

Sam Harcus, Development Trust Officer and Council Elected Member

Progress at March 2010 on local outcomes: A natural environment which is protected, enhanced and sustainably managed to combat climate change

Local outcome	Indicator	Historical data	Most recent data	Have we improved?	Target	Have we reached our target this year	Future targets
Safeguard sustainable use and management of Orkney's natural resources	14.1 Per capita CO2 emissions in the Local Authority area	2005 – 9.9 2006 – 10.0	No data available		2005 – 9.9 2006 – 10.0		2010/11 – 8.2 (Scottish average)
	14.2 Climate change: The productivity of Kittiwakes monitored at sample plots throughout Orkney	The mean productivity for the past five years is 0.22	0.61 (2009)		Average of 1.0 young reared per pair.	X	Average of 1.0 young reared per pair.
Promote the waste hierarchy of reduce, reuse and recycle	14.3 % of municipal and non-municipal waste recycled or composted	2006/07 – 27.6% 2007/08 – 28.7%	27.9% (2009/10)		2009/10 – 33.5% 2010/11 – 37.0%	X	Increase to 50% by 2020
	14.4 Waste Shipped to Shetland	2006/07 – 9,982 2007/08 – 9,814	10,006 tonnes (2009/10)		2009/10 – 9,635 2010/11 – 9,235	X	Reduce waste to Shetland to 5000 tonnes

	14.5 Total tonnes of biodegradable municipal waste landfilled	2005/06 – 865.8 (6.2%) 2006/07 – 758.0 (5.1%) 2007/08 – 231.0 (1.6%)	708 (2009/10)		< 750 tonnes		< 750 tonnes
Promote energy efficiency and all forms of sustainable local renewable energy	14.6 OIC carbon emissions	2004 – 28,510 CO2 tonnes	2005/06 - 24000; 2006/07 - 23248, 2007/08 – 22946 2008/09- 23752		2008/09 – 23,161 2009/10 – 22,906 2010/11 – 22,655		11% reduction by 2014
	14.7 Total final energy consumption	2005 – 2.2 2006 – 2.1	No further data available		2009/10 – 1.9		2010/11 – 1.8 (Scottish average)

National Outcome 15: Our public services are high quality, continually improving, efficient and responsive to local people’s needs.

Narrative on progress in improving the delivery of the national outcome



As resources become more constrained, imaginative solutions are needed to achieve continuous improvement—or even to maintain quality—in the delivery of public services. This report highlights under other national outcomes many recent initiatives which demonstrate the benefits joint working can bring. Orkney Health and Care, Orkney Alcohol and Drugs Partnership, Orkney’s Childcare Partnership and the many thematic groups of the community planning partnership itself have all contributed enormously during 2009-10 to meeting the needs of Orkney’s communities. “Improved services through joint working” is a key priority of the





Council's own strategic plan, and a fundamental driver of community planning in Orkney.

The Third Sector is an integral part of this shared enterprise. During 2009-10, Voluntary Action Orkney (VAO) has continued to work in partnership with the Council to find a solution to secure fit for purpose premises for Orkney's third sector. New accommodation is an essential, urgent need and will enhance the growing third sector in Orkney by bringing them geographically together, providing suitable premises and a stable base from which to operate as demand for their services increases. The commitment from the Council towards the Third Sector is evident, with the Council keen to work closely with the voluntary sector to help strengthen their work in the community. There is recognition from all statutory partners that the third sector has a greater role to play in the current economic climate if we are to continue to meet the targets in our SOA.

All targets reported under this national outcome have been achieved.

Progress at March 2010 on local outcomes: Cross cuts all the local outcomes

Local outcome	Indicator	Historical data	Most recent data	Have we improved?	Target	Have we reached our target this year	Future targets
	15.1 Percentage of adults who agree or agree strongly that the Council provides high quality services	1999/00 – 56.1% 2000/01 – 62.0% 2005/06 – 54.0% (Scottish average 43%)	77% (2009/10)		2009/10 – maintain above 50%		2010/11 – maintain above 50%

	15.2 % of customers who consider their enquiry to have been handled satisfactorily, well or very well	2008 Very well 84% Well 7% Satisfactory 5%	2009- 93% well or very well		2009/10 – +1%		2010/11 – +2%
	15.3 NHS Orkney operating within their agreed revenue resource limit; operate within their capital resource limit; meet their cash requirement	2007/08 – Amber (performance is equal to nationally acceptable standards)	Amber (2008/09)		Amber (performance is equal to nationally acceptable standards)		Amber (performance is equal to nationally acceptable standards)