



Orkney Community Planning Partnership

Working together for a better Orkney

Single Outcome Agreement 2011-14

Annual Report 2011-12

Orkney Community Planning Partnership is pleased to present the Annual Report on its Single Outcome Agreement 2011-14, covering the period April 2011 – March 2012.

This year the Partnership has taken steps towards its long-term aim of combining public services into one Single Public Authority by exploring closer integration of front line services. Partners have also been looking at new ways of sharing resources, accommodation and overhead expenses. Benefits for the public would include one-stop-shop service and more resources freed up to put into the front line.

Despite the difficult financial cuts facing all partners, our performance has been good. In general, 10 out of 15 outcomes have improved in performance and 12 out of 15 outcomes have met most of their targets.

Two areas stand out particularly in this year's report: the voluntary sector has gone from strength to strength in recent years, but young people in Orkney are facing their most difficult time for many years in terms of employment opportunities, and the Partnership must do all that it can to help.

Progress towards these outcomes take a lot of effort between partners, all of whom are working with reducing budgets and staffing numbers. Yet we see great examples of partners really pulling together to make every penny count. The partnership-funded Employment Worker has secured 29 employment opportunities in just three months. With just a small amount of money from each

partner, together this has created a job which has made a real difference to people who have gained a job or work experience through the Employment Worker.

The Partnership remains committed to improving performance in all areas over the longer term, but we would note that improvement in some key areas still requires national commitment and action, as specified in our original “Asks”.

By working together, we will help Orkney to overcome the challenges which lie ahead and ensure that we all remain focused on our shared vision for Orkney.

1.	Orkney’s Economy.....	page 3
2.	Employment.....	page 8
3.	Research and Training.....	page 13
4.	Education.....	page 16
5.	Early Years.....	page 20
6.	Health.....	page 23
7.	Equalities.....	page 27
8.	Improving Life Chances.....	page 32
9.	Community Safety.....	page 34
10.	Orkney’s Infrastructure.....	page 38
11.	Strengthening Communities.....	page 43
12.	Our Environment.....	page 48
13.	Our Culture.....	page 53
14.	Combating Climate Change.....	page 59
15.	Working Together.....	page 63



Orkney's Economy

We live in a Scotland that is the most attractive place for doing business in Europe

On average, have we met our targets for this outcome?



On average, how have we performed for this outcome?



Performance indicators:

Indicators show that out of our three largest industries – fishing, farming and tourism, two are improving and meeting targets. Nevertheless, Government need to pay heed to what is being said in relation to Common Fisheries Policy (CFP) and Common Agricultural Policy (CAP) – that a flexible policy needs to be agreed by the European Union. Cabinet Secretary for rural affairs, Richard Lochhead visited Orkney in August 2012 and met with farmers and Council leaders on these challenges facing farming in the future.

Scottish tourism has been affected by the recession with general trend for a preference in city visits last year. Despite a small reduction in visitor days, Orkney has seen total visitor numbers increase slightly.

Examples of what partners have done towards this outcome in 2011-12:

Orkney Meat

Unfortunately, this year Orkney Meat closed leaving Orkney with no abattoir service and a loss of around 30 jobs. The loss of this well known brand left Orkney with no way of slaughtering animals locally but the Council, Highlands and Islands Enterprise, the Scottish Government and local butchers have worked together to secure a once-a-week abattoir service within Council facilities. This has meant that Orkney beef and lamb has continued to be available from local outlets. Together, they are looking at longer term options for a more permanent abattoir service.

Economic Strategy

The Partnership has adopted an [Economic Strategy for 2012-16](#) which sets out how it plans to support and accelerate economic recovery and growth. The action plan will focus work on specific areas for partners to progress.

Industrial units

Six new industrial units for the renewable sector were completed on Hatston Industrial Estate in March 2012. Each unit provides workshop, storage and office accommodation to meet the needs of tidal and energy developers using the European Marine Energy Centre (EMEC) test site at Eday. The site is owned by the Council and Highlands and Islands Enterprise is taking out a 99 year lease on the 2.5 acre site. EMEC itself will move into one of the units and interest is being attracted from other developers.



When fully occupied, the six units are expected to support up to 35 jobs. Each unit has been designed flexibly so it can be adapted to the needs of individual occupants.

Neil Kermode, Managing Director at EMEC said, "These units form an integral part of EMEC and Orkney's support for international developers, upon which the future potential of wave and tidal energy production is dependant. We are extremely grateful to Highlands and Islands Enterprise for taking the lead in providing these much needed facilities at a time when there has been an obvious lack of suitable premises."

Case study:

With 14 years as a classroom assistant behind her and a three year old daughter to keep her on her toes, there is no doubt Leah Rendall had the perfect credentials to set up her new children's activity business.


With help from Business Gateway, the Orkney mum is now preparing to launch Peedie Puffins (www.peediepuffins.co.uk), a mobile venture offering music and movement classes to children aged 18 months to 5 years.

“It was clear from my research that mums across Orkney would welcome a mobile service that could bring organised learning and play activities to their communities. I had never run a business before but fortunately Business Gateway was on hand to guide me through the process. Their free business workshops were fantastic and my adviser was extremely encouraging and helped get my business plan in shape. I also secured a much needed start up grant which allowed me to buy balance beams, puppets, musical instruments and other equipment.” *Leah Rendall*

Although Peedie Puffins is in its infancy, Leah is already looking to the future and hopes to introduce additional classes for children under 18 months and for five to seven year olds in the future.

“Starting your own business can be daunting but fortunately Leah came to us early on and we were able to help her get Peedie Puffins off the ground,” says Business Gateway Manager, Kirsten Nicolson.

	Measure	Baseline	Latest result	Targets			Trend	Have we reached the target?
				2011-12	2012-13	2013-14		
1.1	Rate of active enterprise start ups per 10,000 adults	Orkney 39.4 Scottish 34.4 (2009-10)	Orkney 29.9 Scotland 36.0 (2011-12)	Match or exceed Scottish rate	Match or exceed Scottish rate	Match or exceed Scottish rate	↓	✗
1.2	Net stock of VAT and/or PAYE based enterprises in a local authority area on an annual basis	1,410 (2009-10)	1,385 (2010-11)	Maintain baseline	Maintain baseline	Maintain baseline	↓	✗
1.3	Private sector new house build completions	102 (year ending December 2010)	192 (year ending December 2011)	120	130	140	↑	✓
1.4	Total tourist days (excluding day-visitors)	686,940 (year ending December 2010)	679,080 (year ending December 2011)	700,000	715,000	730,000	↓	✗
1.5	Number of cruise ship passengers visiting Orkney	25,440 (year ending December 2010)	29,875 (year ending December 2011)	26,000	26,500	27,000	↑	✓
1.6	Landings of Shellfish	3,096 tonnes (year ending December 2010)	3,573 tonnes (year ending December 2011)	3,189 tonnes	3,285 tonnes	3,384 tonnes	↑	✓

	Measure	Baseline	Latest result	Targets			Trend	Have we reached the target?
				2011-12	2012-13	2013-14		
1.7	Breeding animals production: Dairy cows Beef cows Breeding ewes TOTAL	2,558 26,081 43,660 <u>72,299</u> (2010)	2,557 26,409 44,648 <u>73,614</u> (2011)	Maintain 2010 levels	Maintain 2010 levels	Maintain 2010 levels	↑	

Employment

We realise our full economic potential with more and better employment opportunities for our people

On average, have we met our targets for this outcome?



On average, how have we performed for this outcome?



Performance indicators:

The indicators show that although Orkney's unemployment remains below the Scottish average, we are concerned about the 18-24 year olds in the labour market. The Council's Education, Leisure and Housing Service has responsibility for youth employment and is working with employability service providers to look at steps which could be taken to create more opportunities for young people.

Examples of what partners have done towards this outcome in 2011-12:

The Orkney Community Planning Partnership group which works towards this outcome, the Employability Strategic Group has been working in innovative ways to support people back into work.

Employability Hub proposal

A subgroup has been developing an Employability Hub proposal. This would see an improved way of working for clients, businesses and the agencies involved as well as potential cost reduction with overhead costs shared. The Hub would mean that employment agencies which currently work with different client groups would be brought together and report to one manager. Clients and businesses would benefit from this because it would create a one stop shop, simplified way of accessing services. The ultimate aim of the model would be to support clients into work. All unemployed people would be able to access the service and extra support would be available for those who needed it. The proposal has been agreed by the Orkney Community Planning Partnership and a project board has been set up to develop the Hub.

Employment Worker

A partnership job was created to secure challenging outcomes to create opportunities for their clients. The Employment Worker is employed by Employability Orkney and is based in the Job Centre Plus. The post works for Skills Development Scotland, Orkney College, the Job Centre, Orkney Blide Trust, Orkney Islands Council, Orkney Health and Care, Lifeskills Centre and Voluntary Action Orkney (most of whom contributed towards funding the post for a year).

Within the first three months, the Employment Worker had achieved the following outcomes:

- Engaged with all partners
- Worked with 40 customers
- Engaged with 45 employers
- Secured 29 employment opportunities (18 work experience, 11 paid employment)

The post was initially funded through Flexible Support Fund and was a joint bid by the Orkney Community Planning Partnership to plug a gap within the employability agenda in Orkney. Recently, the partnership has secured 12 months funding through LEADER and match funding from the partners of the Employability Strategic Group.

Clubhouse

Orkney Blide Trust through its Clubhouse encourages members to participate in a work ordered day. Members get involved in the work of providing services both within and outside the Trust. They work alongside a small staff group, as equals, and are fully involved in determining the work that needs to be done and in influencing the daily decision making of the organisation. During the year members completed 6,719 hours of work as part of the Club house and two members gained paid employment.

"I like to come here for support, to make friends and build up my confidence. I attend the literacy group on a Monday afternoon where I get help to improve my literacy skills from a college tutor. I also attend the job club on a Thursday where I am supported to search for and apply for any suitable vacancies. As a result, I have recently gained employment with the council as a relief cleaner which I am so happy about! In the future I would like to work in catering so coming here also gives me some experience in food

preparation and cooking.” Comments by a Clubhouse member.

Welfare Reform

With the impending changes due to take place from 2013 as part of Welfare Reform and Universal Credit, a community planning group has been established to bring together the key agencies in Orkney who will need to consider and address the potential local impacts of national changes arising from the UK Government's Welfare Reform Act 2012.

	Measure	Baseline	Latest result	Targets			Trend	Have we reached the target?
				2011-12	2012-13	2013-14		
2.1	Percentage economically active (proportion of working age population in employment, self employment or seeking work)	81.7% Scotland 77% (Year ending September 2010)	82.4%; Scotland 76.9% (Year ending September 2011)	4% above Scottish rate	4% above Scottish rate	4% above Scottish rate	↑	✓
2.2	Total Job Seekers Allowance claimants as percentage of working age population	1.5% (quarter ending October 2010)	1.8% (quarter ending October 2011)	1.7%	1.6%	1.5%	↓	✗
2.3	Number of volunteers moving into employment	11 (2010-11)	15 (2011-12)	11	13	16	↑	✓
2.4	Number of people accessing employability services moving into employment (Voluntary Action Orkney, Lifeskills Orkney and Orkney Blide Trust)	38 (2010-11)	14* (2011-12) *figure does not include Lifeskills	78	85	117	↓	✗

	Measure	Baseline	Latest result	Targets			Trend	Have we reached the target?
				2011-12	2012-13	2013-14		
2.5	Number of people placed in social enterprises and supported employment	67 (2010-11)	95 (2011-12)	40	50	60	↑	✓
2.6	Number of 18-24 year olds unemployed after 13 weeks on the register	15 (March 2011)	35 (June 2012)	13	11	9	↓	✗
2.7	Percentage of people going through Modern Apprenticeship schemes gaining a recognised qualification	71.8% (2010-11)	78.7% (2011-12)	70% or above	70% or above	70% or above	↑	✓

Research & Training

We are better educated, more skilled and more successful, renowned for our research and innovation

On average, have we met our targets for this outcome?



On average, how have we performed for this outcome?











Performance indicators:


The indicators show that there has been a decline in school leavers entering positive destinations. Although we remain 2.4% above national average, the percentage is at its lowest since 2005 and is 4.3% below the average for the past five years. As noted within the previous outcome, these figures show concerns about prospects for young people.

Examples of what partners have done towards this outcome in 2011-12:

Marine Campus

In September 2011 the Council, Highlands & Islands Enterprise and Heriot Watt University jointly funded a project manager to develop a business case and funding plan for the concept of a Marine Renewables Campus. This campus would build on the presence of EMEC and its international client base and create a single gateway entrance to the range of organisations engaged in renewables activity.

	Measure	Baseline	Latest result	Targets			Trend	Have we reached the target?
				2011-12	2012-13	2013-14		
3.1	School Leaver Destinations: % of school leavers going into employment, further and higher education, volunteering or training	93.9% (September 2010)	89.3% (September 2011)	87% (SDS Orkney target)	Maintain or improve on 87%	Maintain or improve on 87%		
3.2	Number of adults participating in literacy and numeracy learning	126 (2010-11)	133 (2011-12)	120	120	120		
3.3	Percentage of achievements as a result of participation in national training programmes Modern Apprentices: Get Ready for Work: Training for Work:	71.8% 48.8% 28% (2010-11)	78.7% 54.1% 30% (2011-12)	70% 40% 50%	Maintain or improve on 2011-12 for each sub-indicator	Maintain or improve on 2011-12 for each sub-indicator		  

	Measure	Baseline	Latest result	Targets			Trend	Have we reached the target?
				2011-12	2012-13	2013-14		
3.4	Community Learning and Development – percentage who reported learning new skills	63% (2010-11)	73% (2011-12)	Maintain 2010-11 baseline	Maintain 2010-11 baseline	Maintain 2010-11 baseline	↑	

Education

Our young people are successful learners, confident individuals, effective contributors and responsible citizens

On average, have we met our targets for this outcome?



On average, how have we performed for this outcome?



Performance indicators:

The overall performance within this national outcome along with consideration of the unemployment figures for young people, shows that the young people in Orkney are feeling the greatest impact of the recession.

The indicators show that there has been a good increase in the number of youth volunteers. This has been achieved through regular presence and promotion in schools and at youth events. The Chief Executive of Voluntary Action Orkney also reported a steady improvement in partner working with schools, helping them to engage with secondary school pupils. Voluntary Action Orkney have also made use of ways to reach out to young people such as through social media and other online communication.

Examples of what partners have done towards this outcome in 2011-12:

Extra Bookbug sessions

Funding from the Orkney Childcare Partnership allowed five volunteer session leaders to take Bookbug sessions to the Outer Isles. Bookbug Sessions are free, fun and friendly events for babies, toddlers, pre-schoolers and their families to enjoy songs, stories and rhymes together. Often people with young families find it difficult to travel to Kirkwall for sessions and funding for these small local sessions is important. The funding also pays for small sessions at the Life Centre for young parents. Training was held in the library and volunteers led sessions in Westray, Sanday, Stronsay and Shapinsay.









Case study – Bookbugs

One wee boy has been coming to the Lambaness session's since they began. Having had problems with speech and communication his mother decided to come along to Bookbug where they have been regular attendees. He recently celebrated his 5th birthday with all his friends at Lambaness and has become a real chatterbox. We wish him all the very best as he goes off to school and reflect on the real and lasting difference that Bookbug can make.

Case Study - Andrew (youth volunteer) who volunteered with the Golf Club

“I helped to coach groups of young golfers aged about 9-14 on Monday evenings for about three hours. I found the experience useful because I now feel more confident in myself knowing that I have been able to help others improve. Also I am an active member of the golf club and I am able to see the progress of the children every Sunday at competitions, this enables me to identify any areas they need to improve and allows them to have someone to ask for help if they require it.”

	Measure	Baseline	Latest result	Targets			Trend	Have we reached the target?
				2011-12	2012-13	2013-14		
4.1	Proportion of schools receiving positive inspection reports		88.9%					
	Satisfactory or better: <i>of which</i>	94.4%	88.9%	100%	100%	100%	↓	×
	Very Good +:	22.2%	0%	30%	30%	30%	↓	×

	Measure	Baseline	Latest result	Targets			Trend	Have we reached the target?
				2011-12	2012-13	2013-14		
	Good + :	72.2% (2010-11)	61% (2011-12)	70%	70%	70%		
4.2	Number of youth volunteers	165 (2010/11)	210 (2011-12)	170	175	185		
4.3	Cumulative attainment of National Qualifications by all pupils in publicly funded secondary schools for S4-S6							
	English and Maths at SCQF Level 3 or better by end of S4:	95% Scottish: 93% (2005-10 average)	92.2% Scottish:93% (2012)	Above Scottish average		Targets to be set following the expected change to the national data format.		
	5+ @ Level 5 or better by end S4:	41% Scottish:35.4% (2005-10 average)	41% Scottish:36% (2012)					

	Measure	Baseline	Latest result	Targets			Trend	Have we reached the target?
				2011-12	2012-13	2013-14		
	3+@ Level 6 or better by end S5:	30% Scottish:26% (2005-10 average)	30.1% Scottish:26% (2012)				↑	✓
	3+@ Level 6 or better by end of S6:	37% Scottish:35% (2005-10 average)	38.8% Scottish:35% (2012)				↑	✓
	1+@ Level 7 or better by end S6:	19% Scottish:15% (2005-10 average)	15.4% Scottish:16% (2012)				↓	✗
(Level 3 = Foundation Standard Grade/Access 3; Level 5 = Credit Standard Grade/Intermediate 2; Level 6 = Higher; Level 7 = Advanced Higher/Scottish Baccalaureate)								
4.4	The percentage of child population between 0 and 3 years old attending Parent and Toddler groups and bookbug sessions	72% (2010-11)	68% * (October 2011- March 12)	Sustain above 70%	Sustain above 70%	Sustain above 70%	↓	✗
* Bookbug figures are not included in this percentage.								

Early Years

Our children have the best start in life and are ready to succeed

On average, have we met our targets for this outcome?



On average, how have we performed for this outcome?



Performance indicators:

The indicators show a healthy picture for early years and preventative work going on in Orkney. It is encouraging to see that preventative early years services are performing well, despite the recession and cost cutting.

Examples of what partners have done towards this outcome in 2011-12:

Summer Playscheme

The Summer Playscheme for children who have a disability has run successfully for several years in Orkney. It was attended by 29 children this year and provides them an opportunity to meet other children in Orkney who have disabilities and respite for parents and carers during the summer holidays.

Getting it Right for Every Child

Multi-agency, lead professional training took place for Getting it Right for Every Child this year and was delivered to around 70 staff throughout the partnership. Also, Local Getting it Right for Every Child guidance was revised following new national guidance and feedback from local practitioners.



Childsmile

All elements of the national Childsmile Programme, designed to improve the oral health of children in Scotland, are now in place in Orkney. Childsmile encourages and supports families to attend the dental clinic from an early age. All babies born continue to be

offered Childsmile Dental Registration within the first few weeks of life via their health visitor and visit the dental team for dental examinations, oral health advice, practical support and preventive treatments including fluoride varnish to help families start positively to protect children’s teeth as they grow up. Toothbrushing programmes are in place in all nurseries in Orkney and 95% of schools. 65% of schools involve all children in the school in the fluoride toothbrushing programme. This important activity is the cornerstone to good oral health and helps children to learn and develop their toothbrushing skills from an early age.

The Childsmile Fluoride Varnish programme has become well established in the county over the past year with nurseries and schools in Orkney participating in the fluoride varnish.

	Measure	Baseline	Latest result	Targets			Trend	Have we reached the target?
				2011-12	2012-13	2013-14		
5.1	Number of parents engaging with Positive Parenting Programme courses	180 (2010-11)	No figure available	Maintain 3 year average of 150 per annum	Maintain 3 year average of 150 per annum	Maintain 3 year average of 150 per annum	-	-
5.2	Child Fluoride Varnishing (poorest performing SIMD quintile receiving at least two applications of fluoride varnish in the year)	0 (2010-11)	22.5% (April 2011 – March 2012)	30%	40%	60%	↑	×

	Measure	Baseline	Latest result	Targets			Trend	Have we reached the target?
				2011-12	2012-13	2013-14		
5.3	Number of children's Healthy Weight Interventions	46 (2008-11)	21 (2011-12)	20	40 (2 year accumulative combined target) (20 for the year 12-13)	58 (3 year accumulative combined target) (18 for the year 2013-14)	↑	
5.4	Number of registered childminders per 1000 population between the ages 0-14	14.3 (2010-11)	14.5 (October 2011 – March 2012)	12	12	12	↑	

Health

We live longer, healthier lives

On average, have we met our targets for this outcome?



On average, how have we performed for this outcome?



Performance indicators:

As always when looking at performance figures for small populations like Orkney, they can be skewed due to the small numbers involved. It is welcoming to see a reduction in alcohol related diagnosis, and shows that preventative work taking place within the areas of smoking and alcohol is paying off.

Examples of what partners have done towards this outcome in 2011-12:

Change Fund





In April 2011, Orkney Health and Care and partners were allocated £321k from the Change Fund towards projects to help older people live independent lives in the community and reduce unplanned, emergency or unnecessary hospital admissions. Through this, Orkney Health and Care have run re-enablement training for a range of professionals including care at home staff, social workers, residential staff and nurses. The training focuses on helping service users or patients to get their abilities back and achieve their personal goals to improve their overall quality of life.







Joint Health Improvement Strategy

The Healthy Communities group within the Orkney Community Planning Partnership has produced a [Joint Health Improvement Strategy for 2011-14](#), 'Working together for better health'. It is based on the national health strategies and high level priorities which

contribute towards the Single Outcome Agreement. Local priorities addressed in the strategy are:

- *To promote health equality*
- *To make healthier lifestyle choices easier choices*
- *To shift the balance of care and raise awareness of wider influences on health and wellbeing*
- *To challenge discrimination, promote diversity, and prioritise safety and support for the most vulnerable*

	Measure	Baseline	Latest result	Targets			Trend	Have we reached the target?
				2011-12	2012-13	2013-14		
6.1	Life expectancy at birth Male: (Scottish male) Female: (Scottish female)	75.5 (74.8) 81.7 (79.7)	77.3 (75.8) 81.4 (80.4)	Maintain above Scottish average	Maintain above Scottish average	Maintain above Scottish average	 	 (male)  (female)

	Measure	Baseline	Latest result	Targets			Trend	Have we reached the target?
				2011-12	2012-13	2013-14		
6.2	The proportion of people aged 65+ who receive more than 10 hours per week of home care as a percentage of all people aged 65+ who have been assessed as having an intensive care need	29%	20% (October 11- March 12)	35%	35%	35%		
6.3	Proportion of community care service users who feel emotionally and physically safe	90.47% (2010-11)	95% (October 11 – March 12)	Maintain or improve	Maintain or improve	Maintain or improve		
6.4	Patients discharged from general hospitals where an alcohol-related diagnosis was a factor in the patients' treatment. (age standardised rate per 100,000 population)	1,017 (2010-11)	983 (2011-12)	980	950	900		

	Measure	Baseline	Latest result	Targets			Trend	Have we reached the target?
				2011-12	2012-13	2013-14		
6.5	Number of people successfully quitting smoking (at one month)	109 (cumulative three year figure)	56 (2011-12)	68	78	88	↑	✗

Equalities

We have tackled the significant inequalities in Scottish society

On average, have we met our targets for this outcome?



On average, how have we performed for this outcome?



Performance indicators:

The indicators here and elsewhere in the report continue to demonstrate how Orkney's voluntary sector is thriving. There is a clear feeling that people understand the value of volunteering, how it can help build their own skills whilst helping others.

The Chief Executive of Voluntary Action Orkney, Gail Anderson explains why volunteering is so positive to the community:

"Volunteering, especially for people who have support needs and those who have been out of work for some time, provides a way of getting life back into a routine; meeting new people, learning new skills and developing confidence and a sense of self-worth by contributing to the work of community groups. Over the year, a full time member of staff was dedicated to supporting volunteers who had additional support needs. Regular surgeries/information sessions were held at the Orkney Blide Trust, and at the local Job Centre Plus and several talks given about the service to potential referring agencies. These, in part, led to a large increase in the number of referrals particularly from Job Centre Plus. During the year, eight supported volunteers moved back into employment/education or training. Having additional support from a dedicated worker, made all the difference to these volunteers, who needed a little bit of help and support to volunteer."

"Good to be putting something back in to other folk in the community" (supported volunteer)

"I thoroughly enjoy the volunteering work and to be able to help other folk and to see them smiling and happy" (supported volunteer)

".....The service responds quickly to referrals and tailors the volunteering offered to the interests and abilities of the user. In these days of emphasis on moving people away from benefit dependency and towards useful activity, this project is one which

understands the needs of substance using clients, meets them where they are and supports them into appropriate volunteering.....” (partner agency)

Examples of what partners have done towards this outcome in 2011-12:

Black History Month

The group which is charged with progressing this outcome, the Orkney Equality Forum helped Orkney celebrate Black History Month for the first time in October 2011, following an award of funding from Orkney Islands Council’s Culture Fund:

- Storyteller Mara Menzies visited schools and delighted the children by telling African stories ranging from traditional folklore to stories based on actual historical characters. Sessions were held at St Andrews, Glaitness, Firth, Papdale and Sanday schools. Pupils from North Walls joined the session at Papdale.

*“It made everyone feel different in a happy way”
“I learnt that wite people are not so difrent to black people”
“My face was sore I was laughing so much”
(children who attending Mara Menzies visit)*

- Research was carried out on black and other minority ethnic (BME) people who live or had lived in Orkney. The stories were displayed in an exhibition in the Orkney Library and Archive as a celebration of the contribution made by BME people to Orkney’s unique heritage. A permanent information board showing highlights from the exhibition is now on display in Orkney Library and Archive and accompanying fact sheets have been prepared.



Mara Menzies with schoolchildren

Scottish Social Attitudes Survey

In spring 2012 the Orkney Equality Forum discussed the findings from the Scottish Social Attitudes Survey 2010 which looked at attitudes towards discrimination and positive action. While the results made clear that most people in Scotland don't hold discriminatory views, it showed that there are still some groups who experience intolerance. The Forum decided to find out whether this was reflective of views in Orkney and organised their own version of the survey, the results of which will be published.



Orkney Minds



Orkney Minds has continued to provide support for people affected by mental illness, to improve the provision of services and challenge the stigma associated with mental illness. Similarly, Orkney Blide Trust provides a safe haven for people with mental health issues where they can find company and interact with others in a relaxed environment with the opportunity, should they wish, to develop their job skills through the Clubhouse.

“Since starting at Blide Hoose I have learnt some new skills and tips in the garden. Made new friends and get on with all the members and staff. Who are more than willing to help if you have a problem. I quite enjoy taking care of the hens. Something I have never done before and personally getting the polytunnel recovered was just magic. All I can say is I look forward to getting up and heading off in the morning as most days add something to enrich my life.” Comments by a Clubhouse member.

Case Study: Supported Volunteering Project

In May 2010, a new volunteer was referred to The Supported Volunteering Project. This volunteer came to the project with low esteem and no confidence. This was due to a mental health issue which made day to day tasks difficult. She felt worthless and felt that nobody would want her as a volunteer. Once registered, the volunteer completed a “Rickter Scale Baseline Profile” to help her identify which qualities she needed to develop. She had an interest in volunteering in a charity shop and a local charity shop offered her a placement. The support worker provided tailored support and gradually as the volunteer became more confident and settled support was gradually withdrawn. This gradual reduction of support enabled the volunteer to become more independent and to even travel to the placement on their own. Various other placements were arranged and the six month review of the Rickterscale assessment showed a dramatic improvement in the volunteer's confidence and outlook on life, all as a result of being involved with volunteering.

	Measure	Baseline	Latest result	Targets			Trend	Have we reached the target?
				2011-12	2012-13	2013-14		
7.1	Number of hate crime incidents per 10,000 population	1.5 (2010-11)	2.89 (2011-12)	Maintain below 5	Maintain below 5	Maintain below 5	↓	
7.2	Equal opportunities policy – percentage of highest paid 5% of earners among council employees that are women	28% (2010-11)	27.2% (2011-12)	33%	33%	33%	↓	✗
7.3	Public Access – percentage of public service buildings that are suitable and accessible to disabled people	53.45% (2010-11)	55% (2011-12)	55%	56%	57%	↑	

	Measure	Baseline	Latest result	Targets			Trend	Have we reached the target?
				2011-12	2012-13	2013-14		
7.4	Number of new people aged 60+ registered to volunteer in past 12 months	12 (2010-11)	13 (2011-12)	13	15	17	↑	
7.5	Number of people with support needs enabled to volunteer	47 (2010-11)	66 (2011-12)	55	58	60	↑	

Improving Life Chances

We have improved the life chances for children, young people and families at risk

On average, have we met our targets for this outcome?



On average, how have we performed for this outcome?









Performance indicators:

This outcome is linked to an indicator in the next section (number 9.6) which shows that children and young people receiving Women's Aid Orkney outreach and refuge services has doubled over the last year. As stated within the Orkney Community Plan, these services are helping young people understand domestic abuse issues, but there is a lack of knowledge about the impact of domestic abuse on children in Orkney. We cannot be confident about whether this increase suggests a rise in domestic abuse, or a rise in women and children accessing services. However, Women's Aid Orkney have set themselves targets to increase the numbers accessing services as there is a belief that there are more out there who need support.

Examples of what partners have done towards this outcome in 2011-12:

Partnership wide *Transition Planning Guidance and Procedures: Transition to post school services* were developed and approved through the Orkney Community Planning Partnership. The document is to be used by professionals and includes specific guidance for Looked After Children. It embraces principles of the Additional Support for Learning Act (2009), covers children and young people in the context of developing Curriculum for Excellence and 16+ Learning Choices and incorporates key elements of Getting It Right For Every Child.

	Measure	Baseline	Latest result	Targets			Trend	Have we reached the target?
				2011-12	2012-13	2013-14		
8.1	Percentage of looked after children in community placements	72% (2010-11)	70.6% (Oct 11 – March 12)	75%	80%	85%		
8.2	Respite care – total overnight respite nights for children provided per 1000 population	128.48 (2010-11)	187.88 (based upon an estimated children population) (2011-12)	120	120	120		
8.3	Number of young people (aged 16-25) accepted as homeless and placed in temporary accommodation	23 (2010-11)	30 (2011-12)	28	33	38		

Community Safety

We live our lives safe from crime, disorder and danger.

On average, have we met our targets for this outcome?



On average, how have we performed for this outcome?



Performance indicators:

The indicators show that Orkney continues to be a safe place to live, with low levels of crime and adults and children generally feeling safe. Reported rates of domestic abuse have been low in the past, but have been rising. Because it is difficult to know how many people are living with abuse, it is difficult to say whether this rise in women and children accessing services is a good outcome in terms of increased reporting, or a negative in terms of increased domestic abuse. For the purposes of this report, we have considered more families coming forward for support indicates a recognition of domestic abuse and need for family support.

Examples of what partners have done towards this outcome in 2011-12:

Safe Islander

Safe Islander is an educational programme designed to provide children with important life safety skills and knowledge. Based on the principle of learning by doing, young people are presented with real-life situations where they are encouraged to recognise and deal with potential hazards, all in the safety of a controlled environment. The event was attended by 220 first year high school pupils. Workshops models were set up covering a range of areas where young people may find potential hazards such as on the farm, internet, at sea, with alcohol or drugs or around electricity. Young people were able to look around for potential hazards and dangers and learn for themselves how to be responsible for their own safety.

“The most memorable set was farm safety. The video was scary but I learned an awful lot from it and will definitely not forget it”

"It was fun trying to find out about the person just by looking at their room. I learnt that people can use information you put on the internet however they want."

In order to gauge the difference the event had made to the young people, pre-event forms were completed, with the same forms completed post-event. This showed that on average, knowledge of the safety issues covered had increased by 22%.

The event was a partnership effort run by a local construction company - Casey Construction, Health and Safety Executive, Highlands and Island Fire and Rescue Service, Northern Constabulary, Scottish and Southern Energy, RNLI and Orkney Drugs and Alcohol Partnership. It was sponsored by the Council, Orkney College and Stagecoach.




Road Safety

The Council have recently agreed and implemented new 30, 40 and 50mph speed restrictions throughout the County. The Road Safety Forum continues to source and provide Road Safety literature to the Orkney public and visitors to the Islands. The Forum continue to assist Road Safety Scotland in delivering their Road Safety Educational Theatre to primary and secondary schools and is the lead for delivery of Driving Ambition, a multi agency pre-driver education programme for 6th year pupils. The Council's Road Safety Officer continues to work with schools to produce "Safe Routes to School" plans, assists with the set-up of Junior Road Safety Officers, and co-ordinating and delivering Cycle Scotland's Bikeability training to primary pupils.

Bikeability

Funding received from Cycling Scotland has been used to deliver Bikeability training to school staff and partners. This training has been used to teach primary school children new safety skills. The funding was also used to deliver maintenance training to staff, parents and volunteers.

	Measure	Baseline	Latest result	Targets			Trend	Have we reached the target?
				2011-12	2012-13	2013-14		
9.1	Number of people slightly injured in road accidents	31 (2010-11)	26 (2011-12)	30	29	28	↑	✓
9.2	Percentage of adult residents stating they feel 'very safe' or 'fairly safe' when walking alone in the local neighbourhood after dark	96% (2009-10)	No figures (biennial survey)	Maintain above 96%	Maintain above 96%	Maintain above 96%	-	-
9.3	Volume and rate of recorded crimes and offences per 10,000 population	218 (2010-11)	208 (2011-12)	<250	<250	<250	↑	✓
9.4	Percentage of offenders with reconviction within 2 years of release from any kind of sentence	35.1% (2004-08 average)	35.1% (2009-10)	Maintain below 40% (below Scottish average)	Maintain below 40% (below Scottish average)	Maintain below 40% (below Scottish average)	↔	✓

	Measure	Baseline	Latest result	Targets			Trend	Have we reached the target?
				2011-12	2012-13	2013-14		
9.5	Children feeling safe in school	90% (2010-11)	92.3% (March 2012)	Maintain rolling 3 year average of at least 90%	Maintain rolling 3 year average of at least 90%	Maintain rolling 3 year average of at least 90%	↑	
9.6	Women, children and young people receiving Women's Aid Orkney outreach and refuge services Women: Children: Total:	78 18 96	70 37 107	85 40 125	128 66 194	160 83 243	↑	
9.7	Accidental dwelling fires	11 (2009-11 average)	10 (2011-12)	5% reduction on baseline	7% reduction on baseline	10% reduction on baseline	↑	

Orkney's Infrastructure

We live in well-designed, sustainable places where we are able to access the amenities and services we need

On average, have we met our targets for this outcome?



On average, how have we performed for this outcome?



Performance indicators:

The performance indicators show that there has been a significant reduction in the rate of new build affordable housing starts. This is in contrast to indicator 1.3 which showed that private sector new house build completions had a significant increase. The Chief Executive of Orkney Housing Association Limited has confirmed that this reduction is directly linked to the reduction in Scottish Government funding.







Examples of what partners have done towards this outcome in 2011-12:



Transport pilot



The Council set up a transport pilot to enable secondary school pupils from the isles of Hoy and Longhope to travel daily to secondary school, as opposed to staying weeknights in Halls of Residence. This pilot meant that family life could be maintained and pupils could still benefit from the wider educational experiences available in a larger school.



Smart technology

The Council started delivering travel cards to people who qualify for the Council's Concessionary Travel Scheme on the internal ferries routes. The new cards use 'smart' technology to hold information which replace vouchers and ID and also track free trips. The cards cut down on administration time and printing costs and make concessionary travel more straightforward.

	Measure	Baseline	Latest result	Targets			Trend	Have we reached the target?
				2011-12	2012-13	2013-14		
10.1	Rate of new build affordable housing starts	130 starts on site (2010-11)	72 (2010-11)	100 site starts per year	100 site starts per year	100 site starts per year		
10.2	Number of households on housing waiting list	675 (March 2011)	629 (March 2012)	Decrease by 50 households p/year	Decrease by 50 households p/year	Decrease by 50 households p/year		
10.3	Number of homeless households requiring permanent accommodation	95 (2010-11)	99 (2011-12)	100	105	110		

	Measure	Baseline	Latest result	Targets			Trend	Have we reached the target?
				2011-12	2012-13	2013-14		
10.4	Number of applicants on Common Housing Register with evidenced housing need (having a priority pass) Bronze: 127 Silver: 24 Gold: 52 Platinum: 2 <u>Total: 205</u> (at August 2011)	127 24 52 2 <u>205</u> (at August 2011)	51 12 31 1 <u>95</u> (2011-12)	Decrease to 100	Decrease to 100	Decrease to 100	↑	
10.5	Proportion of Social Rented Housing failing the Scottish Housing Quality Standard	77.6% (2010-11)	35% (2011-12)	66%	57%	20%	↑	
10.6	Percentage of Households in Fuel Poverty	41% (2008)	No further data since last survey	Reduce in line with 2016 national target of 0%	Reduce in line with 2016 national target of 0%	Reduce in line with 2016 national target of 0%	-	-

	Measure	Baseline	Latest result	Targets			Trend	Have we reached the target?
				2011-12	2012-13	2013-14		
10.7	Percentage of road network in need of maintenance treatment	24.2% (2010-11)	21.4% (2011-12)	30%	30%	30%	↑	
10.8	Increasing public transport usage – total passenger numbers on buses	304,879 (2010-11)	252,290 (2011-12)	+1% on 2010-11	+2% on 2010-11	+3% on 2010-11	↓	

	Measure	Baseline	Latest result	Targets			Trend	Have we reached the target?
				2011-12	2012-13	2013-14		
10.9	Use of internal ferry transport per island (passengers) North Ron: Papa Westray: Westray: Sanday: Stronsay: Eday: Shapinsay: Rousay: Egilsay: Wyre: Lyness: Flotta: Graemsay: Hoy: <u>TOTAL:</u>	561 387 43,382 26,682 18,589 10,434 69,904 53,518 3,830 3,204 64,920 11,066 5,885 15,178 <u>329,540</u>	537 422 43,853 29,940 19,118 10,776 66,972 48,813 5,369 4,210 69,563 12,089 6,980 19,176 <u>337,818</u>	+1% on 2010-11	+2% on 2010-11	+3% on 2010-11	↑	
10.10	Increasing Public Transport Usage – total passenger numbers of air services	19,688 (2010-11)	20,530 (2011-12)	Maintain passenger usage levels	Maintain passenger usage levels	Maintain passenger usage levels	↑	

Strengthening Communities

We have strong, resilient and supportive communities where people take responsibility for their own actions and how they affect others

On average, have we met our targets for this outcome?



On average, how have we performed for this outcome?



Performance indicators:

The population figures of the Outer Islands can only be fully accurate from methods such as the Census, which has not yet been published. In the meantime, the GP practice totals and the Electoral Roll both indicate that the population on Outer Isles is decreasing. A key part of maintaining isles populations is ensuring that the internal ferry network is affordable and efficient. The Orkney Community Planning Partnership through its Single Outcome Agreement, continues to ask the Scottish Government to extend the Road Equivalent Tariff scheme to Orkney and to secure essential investment in Orkney's internal ferry network.

The indicators also show a large decrease in external funding into Trusts and the Third Sector. The Chief Executive of Voluntary Action Orkney has noted that the general economic downturn has significantly affected the ability of third sector organisations to secure funding from traditional sources.

In relation to LEADER funding, it is noted that while there was a shortfall of £8092 against the target for rounds 9 to 12, this is likely to be made up in rounds 13 and 14. Figures are based on commitment so if the LEADER Advisory Group is able to recommit any underspend then the figures for rounds 13, 14 could be well in excess of the target

Examples of what partners have done towards this outcome in 2011-12:

Development Trust funding

The Council continued to fund each of the 12 Development Trusts with £2,500 capacity building funding. This money was used for a range of initiatives by the Trusts for example, Sanday Development Trust have conducted community consultation and have

decided to progress plans to create a Heritage Centre and Enterprise Hub. The new facility will provide a range of opportunities for economic and social development in the long term.

Some of the Trusts have chosen to use the funding to cover costs which are essential in order for the Trusts to function, yet are not normally covered through grant funding. For example, annual insurance and administrative costs. Without these costs being met, the Trusts may not be able to go on to secure funding for large scale projects such as installing a community wind turbine (Westray, Stronsay, Hoy, Shapinsay and Rousay, Egilsay and Wyre Trusts have community owned wind turbines).

Community Development Fund

In 2011/12 the Council committed £421k towards capital projects which will strengthen communities and lever in external funding to Orkney through the Community Development Fund. Eligibility criteria for the Fund is flexible with each project being considered on its own merits. All projects assisted by the Community Development Fund must provide benefit to, or be available to, the community as a whole. A wide range of projects benefited from the Fund in 2011-12 including four awards for refurbishing play parks, establishment of a local heritage centre and a new sailing training centre at the Hatston slipway.

Over the past 13 years, the Council through this fund has committed almost £4m to a wide range of local projects and a further £1m has been made available from 2012 onwards.

Community Account Management

Highlands and Islands Enterprise and the Council have continued their partnership approach to supporting fragile communities by putting in place a second phase of the Community Account Management/Island Community Regeneration programme. With the help of LEADER funding to match the contributions from Highlands and Islands Enterprise and the Council, the second phase has provided Local Development Trusts with either a part time Administration and Finance Support Officer or some paid administration time. This resource is in addition to the part time Community Development Officer posts that were introduced during phase one.

A number of the Development Trusts have installed community owned wind turbines and will have significant income which can be used to support local projects which deliver community benefit. The provision of a paid resource was considered essential to assist the Trusts review their governance and to put in place effective systems and procedures for managing their income. The

programme also included support for the Development Trusts to work towards and/or implement the Practical Quality Assurance for Small Organisations (PQASSO) standard.







Case Study: Community Development Fund

In July 2011 the Orkney Fossil and Heritage Centre, Burray, was awarded a Community Development Fund grant of up to £64,975 towards development of new exhibition areas and other associated upgrading works. A new 'Building of the Barriers' exhibit, focusing on construction of the Churchill Barriers, was donated by the Scapa Flow Landscape Partnership and forms the focal point of the refurbished Centre. The project contributes towards the development of the visitor experience in the linked South Isles and complements the Italian Chapel and the Churchill Barriers themselves. The project was also funded by the Orkney LEADER Programme.

	Measure	Baseline	Latest result	Targets			Trend	Have we reached the target?
				2011-12	2012-13	2013-14		
11.1	% of adult residents stating their neighbourhood as a 'very good' or 'fairly good' place to live	98% (2009-10)	Not available (2 yearly survey)	Maintain 98%	Maintain 98%	Maintain 98%	-	-
11.2	Number of people newly registered to volunteer	48 (2010-11)	52	58	66	73	↑	×

	Measure	Baseline	Latest result	Targets			Trend	Have we reached the target?
				2011-12	2012-13	2013-14		
11.3	Number and proportion of Orkney residents living in the Outer Isles	2,650 12.9% of total population (2010-11)	2,304 11.1% of total population * (2011-12) <i>GP practice totals</i> 2,549 12.3% of total population (2011-12) <i>Electoral roll and school census</i>	Maintain or improve	Maintain or improve	Maintain or improve	↓	✗

* Population data for this indicator is taken from GP practice totals. The decrease in this is thought to be linked to a changing situation whereby Shapinsay and North Ronaldsay practices merged with Heilendi in Kirkwall which has resulted in an increase in practice registrations in Kirkwall as opposed to a decrease in population. Figures provided by the electoral registration office show that there were 2,287 residents over the age of 16 living on the isles and school census figures show that there were 262 nursery and school children on the isles. Whilst this total of 2,549 is not a complete picture of the outer isles population, at present it is the closest we have until the 2011 national census figures are published.

	Measure	Baseline	Latest result	Targets			Trend	Have we reached the target?
				2011-12	2012-13	2013-14		
11.4	Total external funding levered into communities via island development trusts and other Third Sector organisations	£1.59m (2010-11)	£45,888 (2011-12)	£1.50m	£1.50m	£1.50m		
11.5	Total external funding levered into communities via LEADER funds	£730,512 (rounds 6, 7 & 8 in 2010-11)	£696,919 (rounds 9 to 12 in 2011-12)	£705,011 (rounds 9 to 12)	£100,000 (rounds 13 & 14)	£0		
11.6	Number of social enterprises	28 (2011)	49** (2012)	28	31	34		
<p>** The increase in the number of Social Enterprises is due to a reassessment of the list of social enterprises – some organisations that had previously been discounted have now be accurately classed as social enterprises.</p>								

Our Environment

We value and enjoy our built and natural environment and protect it and enhance it for future generations.

On average, have we met our targets for this outcome?



On average, how have we performed for this outcome?



Performance indicators:

During 2011 the Orkney hen harrier population reached a 20-year high with 100 breeding females producing over 100 chicks - a remarkable recovery for a species which is facing tough challenges in other parts of the UK.

The resurgence of the hen harrier in Orkney, a red listed species of high conservation concern, follows a period of steep decline, particularly between 1980 and the late 1990s when populations in the islands reached their lowest level since detailed records began in 1953.

A study to determine the cause of decline, funded by RSPB Scotland, Scottish Natural Heritage and University of Aberdeen, revealed the direct link between the numbers of sheep grazed on land used by hunting hen harriers and the success of the species.

Although most hen harrier breeding sites on Orkney are protected SSSIs (Site of Special Scientific Interest), SPAs (Special Protected Areas) or are RSPB reserves, the males range widely outside these areas while hunting, leaving them vulnerable to grazing regimes and habitat destruction.

With a shift in agricultural support payments the number of grazing sheep was reduced by 20% between 1998 and 2008 and the fortunes of the hen harrier improved significantly, as the areas they preferred to hunt in were allowed to regenerate. The Orkney Hen Harrier scheme which started in 2003 and ran until 2008 was one of the first new voluntary initiatives proposed as part of Scottish Natural Heritage's Natural Care programme. The scheme allowed many farmers to manage the moorland and adjacent rough grassland areas in a way that increased the feeding areas available for hen harriers.

When the Hen Harrier Scheme ended in 2008, further management options became available through the Rural Development Contracts scheme which forms part of the Scottish Rural Development Programme.




Examples of what partners have done towards this outcome in 2011-12:





Ness of Brodgar


The Ness of Brodgar is a thin strip of land, in the West Mainland of Orkney, separating the Harray and Stenness lochs. Until recently, the Ness was best-known for being the site of the Ring of Brodgar. But in 2002 all that changed. Archaeological excavations have subsequently revealed a large complex of 'monumental' Neolithic buildings, 'artwork', pottery, bones and stone tools. The sheer concentration of anomalies, and the variation, astonished the archaeologists and it is anticipated that the site will be of significant archaeological value to Orkney, particularly for tourism.

Careful consideration has been given to the sustainable exploitation of the Brodgar site. Only 1% had been uncovered during the period of this annual report and the site could potentially yield 15 years of activity. Other economic activity is being planned around it but is being paced to avoid over-exposure and consequent loss of interest.

The Ness of Brodgar dig has won multiple awards while consciously maintaining its inclusiveness to the local community. 5,500 visitors participated in guided tours in 2011 and the BBC2 New Years Day Special on the Ness attracted over 3 million viewers and led to a 200% increase in visits to the VisitOrkney website.

	Measure	Baseline	Latest result	Targets			Trend	Have we reached the target?
				2011-12	2012-13	2013-14		
12.1	Condition of World Heritage Site monuments: % of urgent conservation works completed	86% (50 out of 58) (2010-11)	90% (2011-12)	90%	targets to be reviewed based on updated condition surveys	targets to be reviewed based on updated condition surveys	↑	
12.2	Water: % of at risk water bodies at good ecological status	86% (59 water bodies) (2008)	87% (60 water bodies)	86% (59 water bodies)	86% (59 water bodies)	86% (59 water bodies)	↑	
12.3	Percentage of agricultural land under management for biodiversity, through agri-environment schemes	9720ha (11% of agricultural land) (2006-10 average baseline)	21% (2011)	% of agricultural land under management for biodiversity should equal or exceed the mean of the previous five years	% of agricultural land under management for biodiversity should equal or exceed the mean of the previous five years	% of agricultural land under management for biodiversity should equal or exceed the mean of the previous five years	↑	

	Measure	Baseline	Latest result	Targets			Trend	Have we reached the target?
				2011-12	2012-13	2013-14		
12.4	Percentage of SSSI features in favourable condition	73% (35 unfavourable features are seabirds with no feasible on-site management) (2010)	73% (2011)	increase to 94% by taking into account those features where no on-site management is feasible	increase to 94% by taking into account those features where no on-site management is feasible	increase to 94% by taking into account those features where no on-site management is feasible		
12.5	The number and productivity of Hen Harrier chicks reared in Orkney	80 occupied sites and 84 young were reared (2010)	105 occupied sites 100 young reared (2012)	The number of occupied sites and the productivity of Hen Harriers in Orkney should both equal the mean of the previous five years.	The number of occupied sites and the productivity of Hen Harriers in Orkney should both equal the mean of the previous five years.	The number of occupied sites and the productivity of Hen Harriers in Orkney should both equal the mean of the previous five years.		

	Measure	Baseline	Latest result	Targets			Trend	Have we reached the target?
				2011-12	2012-13	2013-14		
12.6	No. of environmental awareness raising walks, talks, events and activities including those which raise awareness of the archaeological heritage/historic environment	529 (2010-11)	575 (2011-12)	Increase by 2% on baseline	Increase by 3 % on baseline	Increase by 5% on baseline	↑	

Our Culture

We take pride in a strong, fair and inclusive national identity

On average, have we met our targets for this outcome?



On average, how have we performed for this outcome?



Performance indicators:

Indicator 13.4 is about virtual visits to libraries and the figure not only represents an increase in excess of the target for the period, but is around double that of three years ago (14,296). This significant increase corresponds with the implementation of social media and its success over that period, although it is not social media alone that is responsible for the dramatic increase. The Library & Archive website is award winning and one in a constant state of development. New facilities are added regularly and the high volume of traffic to the site includes the use of online databases and resources, visits to the library catalogue for online services such as renewals, views of blogs and recent new features such as ebooks.

Examples of what partners have done towards this outcome in 2011-12:

A new arts plan *Orkney's Creative Landscape: an Arts Development Plan for Orkney 2012-2015* was approved this year. Produced by the arts development service on behalf of the Orkney Arts Forum in 2012, this plan is an update of the previous strategy: *Developing Orkney Through the Arts 2008-2011*. From that plan, 72% of the targets were completed, and 11% were in progress and expected to be completed. The new plan retains targets in progress and sets out new aspirations. It has been widely welcomed as a comprehensive overview of the arts in Orkney, and an affirmation of Orkney's dynamic and ambitious creative communities.

Stories and Fables

Commissioned by HIE and published in January 2012, François Matarasso's wide-reaching study, *Stories and Fables*, re-affirms and explores the phenomenal success of Orkney's cultural activity over the past generation, in particular the development of

flagship organisations, the St Magnus International Festival and the Pier Arts Centre. It is a landmark study, which is proving to be an invaluable resource for Orkney. The study states: *There can be few if any communities in the United Kingdom where so much is achieved in culture by so few... It would be a grave error to underestimate the importance of culture to the success of Orkney as a whole in the past thirty years.*







Olympic Torch Relay – Summer of Song

The Council received an award of £6,000 from Creative Scotland, as part of their Summer of Song initiative, to celebrate the Olympic Torch relay in Orkney. A new song was commissioned from local composers and musicians, Douglas Montgomery and Brian Cromarty, and the song was the central feature of a special concert celebrating the lighting of the cauldron in Orkney. The concert showcased a wealth of local musical talent, including a 90-strong primary school choir, the Kirkwall and Stromness pipe bands, and folk musicians including Saltfishforty and the Wrigley Sisters. *For the Islands We Sing* is fast becoming a new anthem for the islands.


Culture Fund

Despite budget reductions across Council services, the Council's Culture Fund has been retained, annually funding six core organisations and offering an open pot to the wider community to apply for funding to support arts, heritage or language projects. In 2012, the open pot was 100% over-subscribed and 18 organisations received funding for a range of projects, including the Orkney Storytelling Festival, Orkney Singers, the Sanday Development Trust and the Orkney Wireless Museum.

	Measure	Baseline	Latest result	Targets			Trend	Have we reached the target?
				2011-12	2012-13	2013-14		
13.1	Number of visits to/usages of Council funded or part funded museums in person per 1,000 population	2,617 (2010-11)	2,427 (2011-12)	Maintain 2010/11 baseline	Reduction in target by 12% (this is to take into account the expected closure of the Orkney Museum for 6 months for capital improvement works, anticipated for the winter of 2012/13)	Maintain 2010/11 baseline	↓	✗
13.2	Number of heritage projects implemented through the Scapa Flow Landscape Partnership Scheme	5 complete (49 projects proposed) (2010-11)	18 complete (48 projects) (2011-12)	20 projects complete by end March	All projects complete by July 2012	N/A - Projects end July 2012	↑	✗

	Measure	Baseline	Latest result	Targets			Trend	Have we reached the target?
				2011-12	2012-13	2013-14		
13.3	Number of physical visits to libraries per 1000 population	6,931 (2010-11)	7,097 (2011-12)	7,250	7,500	7,750		
13.4	Number of virtual visits to libraries (through the Orkney and Stromness library web pages)	25,334 (2010-11)	28,044 (2011-12)	27,000	29,000	31,000		
13.5	Number of children learning a musical instrument through the Orkney Schools Instrumental Service	22.4% (2010-11)	22.3% (2011-12)	maintain at least 18%	maintain at least 18%	expect to fall if charging is introduced otherwise maintain at least 18%		

	Measure	Baseline	Latest result	Targets			Trend	Have we reached the target?
				2011-12	2012-13	2013-14		
13.6	Number of attendances per 1,000 population for swimming pools, other indoor sports and leisure facilities						↓	✓
	Pools	6,470	6,463	6,450	6,700	6,700		
	Leisure	10,462	9,896	8,855	8,855	10,005		
	<u>Total</u>	<u>16,932</u> (2010-11)	<u>16,359</u> (2011-12)	<u>15,305</u>	<u>15,555</u>	<u>16,705</u>		

	Measure	Baseline	Latest result	Targets			Trend	Have we reached the target?
				2011-12	2012-13	2013-14		
13.7	Festival ticket sales (St. Magnus Festival and Orkney Folk Festival)						↓	
	St. Magnus International Festival:	13,677	14,134	14,000	14,000	14,000		
	Orkney Folk Festival:	5,397	4,911	5,397	5,397	5,397		
	<u>Total</u>	<u>19,074</u> (2010)	<u>19,045</u> (2011)	19,397	19,397	19,397		

Combating Climate Change

We reduce the local and global environmental impact of our consumption and production.

On average, have we met our targets for this outcome?



On average, how have we performed for this outcome?



Performance indicators:

Orkney's coast and seas are essential to the future of the outstanding sea bird colonies of the islands. Current thinking is leaning strongly towards climate change being the root cause of the seabird breeding failures that have become a feature of recent summers. The indicator about the productivity of kittiwakes tracks the decline, providing evidence to help inform climate change impacts. There have been dire warnings over the future of one of Scotland's most iconic seabirds. The RSPB says that kittiwake numbers are in steep decline, with one major colony in Orkney now deserted. The latest figures indicate an 82% decline in breeding pairs in just over a decade. At Mull Head, the cliffs were empty this year - the once bustling colony now extinct. Two other sites at Costa Head and in Birsay held less than 200 pairs, with three other colonies holding fewer than ninety nests each - indicating possible extinction there within the next three years. The Marwick Head nature reserve hosted most of the breeding kittiwakes with around 1100 pairs. But, numbers were 75% lower than in 1999, when there were 5,400 pairs nesting. The RSPB says that the decline appears to be connected to alterations in the marine environment linked to climate change.

Examples of what partners have done towards this outcome in 2011-12:

More efficient heating in Council buildings

A number of Orkney's Council buildings have benefitted from improvements to their insulation and/or the installation of renewable energy technology. For example:

- At Shapinsay Community School, a 5kw wind turbine was installed and solar panels were fitted to the school roof.
- At Dounby Community School insulation was installed above suspended ceilings and high efficiency lighting was fitted which is equipped with motion sensors.











- Solar panels have been fitted to the roof of St Andrews Primary School.
- A window replacement project in the main Council offices has been completed and has made a significant improvement to draught proofing the building.
- Ground source heating systems are to be installed in the new developments being built as part of the Council's Schools Investment Programme. The geothermal system will supply heating for the new Kirkwall Grammar School, Stromness Primary School, the new Papdale Halls of Residence and the new pool and squash courts at the Pickaquoy Leisure Centre. Between the various projects in the Programme, 196 boreholes of up to 150m in depth will be installed to provide approximately 1MW (megawatt or 1000 kilowatts) of thermal energy. At Kirkwall Grammar School alone the heating system will provide approximately 600kW of thermal energy. In addition to the ground source systems, approximately 600m² of solar PV panels will be installed across the Schools Investment Programme.
- The number of local authority homes that now meet the Scottish Housing Quality Standard for energy efficiency in Orkney is 285, which equates to 34% of the total stock. The Council is working to a target of achieving 100% by 2015.

Orkney's Electric Future

A pilot project, "Orkney's Electric Future", has evolved from both a need to address the local National grid constraint on new renewables projects in Orkney as well as a strategic aspiration to transition to a low carbon economy. 'Orkney's Electric Future' is a marketing tagline to promote explorations and activities that aim to achieve one or both of these outcomes. For example in 2011 the Orkney Community Planning Partnership received Low Carbon Transport Funding from Transport Scotland and was allocated to the Council to trial and assess electric vehicles with a view to sharing the information with other interested community groups. The Council purchased two electric vehicles – a car and a truck - and plan to order an electric minibus for a local Residential Care Home from the 2012 fund.

The 'Orkney's Electric Future' project is intended to boost local demand for locally produced renewable electricity and is being developed to overcome this constraint, during which time efforts will be focused on the necessary investment and strengthening of the grid connection to mainland Scotland. Core areas for development will be:

- optimising heating in domestic and non-domestic properties;
- energy storage; and
- electrification of transport.

	Measure	Baseline	Latest result	Targets			Trend	Have we reached the target?
				2011-12	2012-13	2013-14		
14.1	The productivity of kittiwakes monitored at sample plots throughout Orkney	0.31 young reared per pair (2010-11)	0.31 young reared per pair (2011-12)	Average of 1.0 young reared per pair	Average of 1.0 young reared per pair	Average of 1.0 young reared per pair		
14.2	Percentage of municipal waste recycled or composted	29.3% (2010-11)	27.9% (2011-12)	31%	35%	39%		
14.3	Waste shipped to Shetland	10,335 tonnes (2010-11)	10,090 tonnes (2011-12)	10,250 tonnes	9,500 tonnes	9,000 tonnes		
14.4	Total biodegradable municipal waste landfilled	650 tonnes (2010-11)	422 tonnes (2011-12)	< 650 tonnes	< 650 tonnes	< 650 tonnes		
14.5	OIC carbon emissions	22,680 tonnes CO ₂ (2009-10)	21,962 CO ₂ (2010-11)	Reduction towards 2014 target	Reduction towards 2014 target	11% reduction by 2014		

	Measure	Baseline	Latest result	Targets			Trend	Have we reached the target?
				2011-12	2012-13	2013-14		
14.6	NHS carbon emissions	785 tonnes CO ₂ (2010-11)	922 tonnes CO ₂ (2011-12)	759 tonnes CO ₂	737 tonnes CO ₂	714 tonnes CO ₂	↓	✗

Working Together For A Better Orkney

Our public services are high quality, continually improving, efficient and responsive to local people's needs.

On average, have we met our targets for this outcome?



On average, how have we performed for this outcome?




Orkney already has some success in merging services, with the creation in the past few years of the Business Gateway and Orkney Health & Care. To improve public services beyond this point will require a step change in how we perceive and provide services. Orkney, Shetland and the Western Isles are jointly developing a model for integrated service provision for islands communities, referred to locally as the Single Public Authority (SPA). This concept takes community planning to its logical conclusion by creating a single body to provide the majority of public services needed by a community. The islands authorities are ideally placed to pilot such a model.

The Christie Commission report of 2011 gave its support to a proposal from the three islands councils to work towards integrated service provision within each area, with a view to ultimately merging the major public service providers within each island group. The concept is now being taken forward jointly by the Scottish Government working with representatives of the three island councils.

As a first step, the Scottish Government asked the three island CPPs to assess the potential for the closer integration of selected front line services with those of relevant community planning partners. Orkney CPP undertook to consider the three areas of social housing, ambulance services and economic development services. The focus is on service improvement, with an assumption that staff would remain employed by their separate organisations for the time being. Initial findings were reported to the OCPP Steering group on 18 June 2012.

Establishing a SPA would require primary legislation to remove barriers at national level but perhaps more challenging would be the culture change needed for a successful merger of public sector bodies accustomed to autonomous local operation and control.

	Measure	Baseline	Latest result	Targets			Trend	Have we reached the target?
				2011-12	2012-13	2013-14		
15.1	Percentage of adults who agree or agree strongly that the Council provides high quality services	77% (2010-11)	Not available (biennial survey)	maintain above 70%	maintain above 70%	maintain above 70%	-	-
15.2	Percentage of customers who consider their enquiry to have been handled satisfactorily, well or very well	97% (2010-11)	98% (2011-12)	90% or more	90% or more	90% or more	↑	
15.3	Percentage of Voluntary Action Orkney members satisfied with quality of services	82% (2010-11)	100% (2011-12)	87%	89%	92%	↑	