



Orkney Community Plan and Single Outcome Agreement Annual Report 2013-14

Orkney Community Planning Partnership is pleased to present the Annual Report on its Community Plan and Single Outcome Agreement covering the period April 2013 – March 2014. The targets in this report were taken from the SOA 2013-16. The current edition, SOA 2014-17, can be found on the OCPP website at <http://www.orkneycommunities.co.uk/COMMUNITYPLANNING/>

Despite the challenging economic situation nationally, there are some very encouraging signs within Orkney. Employment levels are up, including for young people age 24 and under and there are high levels of youth volunteering. Increased capacity through Voluntary Action Orkney has allowed more focus on volunteering, which can help people's lives in many ways such as widen social networks, improve their vocational and interpersonal skills and, in some instances, help them to gain access to employment, education and training.

As the Stromness Townscape Heritage Initiative draws to a close, we can reflect on its success in aiding town centre regeneration and ensuring economic viability through investment in the built heritage. Meanwhile, the pilot Empowering Communities Project began in November 2013 with visits to the islands of Papay and Stronsay to meet with representatives of local groups. In Kirkwall, detailed proposals have been agreed to extend the Travel Centre and develop a centrally located hub for the third sector and Voluntary Action Orkney. Scapa has been identified as the preferred site for the development of Orkney's new integrated hospital and healthcare facility, and Orkney Islands Council are contributing up to £1.5 million towards its infrastructure costs.

Orkney's demographic profile is forecast to age significantly over the next 25 years. This will increase demand on health and social care services, which are changing to focus on enabling people to stay in their own homes and communities. A range of new services focussed on shifting the balance of care from hospital to community have been developed.

If you would like this document in a different language or format, please contact the Community Planning office on 01856 873535 extension 2160, or email anna.whelan@orkney.gov.uk.

1.	Orkney's Economy	page 3
2.	Employment	page 5
3.	Research and Training	page 8
4.	Education	page 10
5.	Early Years	page 13
6.	Health	page 15
7.	Equalities	page 17
8.	Improving Life Chances	page 19
9.	Community Safety	page 21
10.	Orkney's Infrastructure	page 25
11.	Strengthening Communities	page 28
12.	Our Environment	page 30
13.	Our Culture	page 32
14.	Combating Climate Change	page 34
15.	Independence in Later Life	page 36
16.	Working Together	page 38



1. Orkney's Economy

We live in a Scotland that is the most attractive place for doing business in Europe

Have we met more than half of our targets for this outcome?



Are our indicators moving in the right direction?



The global economic climate remained challenging – however the Orkney Business Survey was revisited by the Council's Economic Development service and its Business Gateway and this provided a relatively optimistic outlook from the business community with 80% expressing optimism for the future.

Following business consultation, Orkney Islands Council (OIC) launched a pilot Flexible Business Development Grant designed to encourage business growth and Business Gateway piloted a new Business Health Check service also to support business growth.

Highlands and Islands Enterprise (HIE) in partnership with OIC funded key industry groups enabling resource to be dedicated to a range of economic and sector development activities delivered by Orkney's Food & Drink, Crafts, Renewable Energy and Tourism groups.

Concerns were heightened during the reporting period about the potential impact of the proposed new payments structures resulting from the Common Agricultural Policy reform. Extensive lobbying with partner organisations from across the Highlands and Islands and, supported by direct political influence resulted in an outcome that is expected to impact less negatively than originally feared.

Cold sea conditions were reported by Orkney Fisherman's Society resulting in an unfortunate dip in shellfish landings. Numbers of breeding animals are only marginally down on last year.

The total tourist days increased by 4.6% in 2013 with an estimated £58M direct and indirect contributions to the Orkney economy. The continuing rise in cruise ship passenger numbers has benefit for the local economy but careful management will be required to ensure quality of visitor experience is retained.

In April 2013 Kirkwall BID Ltd was established after a ballot to introduce a Kirkwall Business Improvement District to develop the Town centre and increase customer footfall for businesses.

	Measure	Baseline as in SOA 2013-16	Latest result reported in year 2013-14	Targets as in SOA 2013-16			Trend	Have we reached the target?
				2013-14	2014-15	2015-16		
1.1	Rate of active enterprise start ups per 10,000 adults	2011-12 Orkney 29.9 Scotland 36.0	33.0	Match or exceed Scottish rate	Match or exceed Scottish rate	Match or exceed Scottish rate	↑	✗
1.2	Net stock of VAT and/or PAYE based enterprises in a local authority area on an annual basis	2010-11 1,385	1,600	Maintain or improve on baseline	Maintain or improve on baseline	Maintain or improve on baseline	↑	✓
1.3	Private sector new house build completions	2011 192	105	140	tbc	tbc	↓	✗
1.4	Total tourist days (excluding day-visitors)	2011 679,080	680,850	700,000	715,000	730,000	↑	✗
1.5	Number of cruise ship passengers visiting Orkney	2012 41,385	50,765	60,000	62,000	65,000	↑	✗
1.6	Landings of Shellfish	2011 3,876 tonnes	3,847	Maintain as 2011	3,770	3,870	↓	✗
1.7	Breeding animals production:	2011		Maintain baseline levels	Maintain baseline levels	Maintain baseline levels	↑	✓
	Dairy cows	2,557	2,689					
	Beef cows	26,409	26,385				↓	✗
	Breeding ewes	44,648	43,638				↓	✗
	TOTAL	73,614	72,712				↓	✗

2. Employment

We realise our full economic potential with more and better employment opportunities for our people

Have we met more than half of our targets for this outcome?



Are our indicators moving in the right direction?



Despite the difficult economic climate, figures are really strong in this area. There is a continued improvement in the percentage of the working age population economically active and Job Seekers Allowance claimant numbers are down again. The number of volunteers moving into employment is significantly up as are those placed in social enterprises and supported employment. 18-24 unemployment is down and the number going through Modern Apprenticeships and gaining recognised qualifications is up.

The Employability Strategic Group is continuing to drive and monitor the agenda for those furthest away from the work place. Orkney Islands Council was awarded over £30,000 by the Scottish Government for a youth employment wage incentive scheme. The YES (Youth Employment Scotland) Fund provides a 50% funding incentive for local companies who commit to providing a new post to an unemployed young person (16 – 24) for at least six months. The success of the YES funding continues to be demonstrated by the fall in youth employment. The Employment engagement worker post has continued, and been successful, but needs more secure funding to sustain.

Case Study: Employers Engagement Event



An Employers Engagement Event was held in the Town Hall on the 18th of July 2013. Local businesses were invited along to find out more about the advantages of employing young people aged 16 – 24. The 'Make Young People Your Business' breakfast event provided the opportunity for local businesses to obtain information on services and support available to them when employing young people.

The event was organised by the Youth Employment Group, a sub group of Orkney Community Planning Partnership's Employability Strategic Group. It was sponsored by The Orcadian and all attendees received a free copy of the paper and a bacon roll. Organisations in attendance included Orkney Islands Council, Skills Development Scotland, Job Centre Plus, the Business Gateway and CITB Construction Skills. The CV's of young people currently looking for jobs in Orkney were also made available.

Graham Summers, from Scaffold Orkney, is a local business owner who received support to employ young people. He said: "I got a grant from Construction Skills Scotland which helps towards the training costs of the apprentices of which I've currently got two. They start as labourers and then I put them on a two and half year apprenticeship to train them up to be scaffolders.

When you take on a young body person you can train them from the start how you want the job done and to ensure a high quality finish. They tend to be keen to learn and in our job it helps if you are young and physically fit. For anyone else thinking to take on a young person I would say to research what grants and funding are available for your discipline. , It's surprising what's out there to help train young folk and it helps improve the skill base of your employees - for me the more fully qualified scaffolders i have the better."

	Measure	Baseline as in SOA 2013-16	Latest result reported in year 2013-14	Targets as in SOA 2013-16			Trend	Have we reached the target?
				2013-14	2014-15	2015-16		
2.1	Percentage economically active (proportion of working age population in employment, self employment or seeking work)	2012 Orkney 85.9% Scotland 76.9%	86.2%	5% above Scottish rate	5% above Scottish rate	5% above Scottish rate	↑	✓
2.2	Total Job Seekers Allowance claimants as percentage of working age population	July- September 2012 1.4%	1.1%	1.7%	1.6%	1.5%	↑	✓
2.3	Number of volunteers moving into employment	2012-13 8	22	10	11	12	↑	✓
2.4	Number of people accessing employability services moving into employment	2012-13 71	62	68	64	62	↓	✗
2.5	Number of people placed in social enterprises and supported employment	2012-13 13	44	25	25	25	↑	✓
2.6	Number of 18-24 year olds unemployed after 13 weeks on the register	2012 35	20	32	29	26	↑	✓

	Measure	Baseline as in SOA 2013-16	Latest result reported in year 2013-14	Targets as in SOA 2013-16			Trend	Have we reached the target?
				2013-14	2014-15	2015-16		
2.7	Percentage of people going through Modern Apprenticeship schemes gaining a recognised qualification	2011-12 78.7%	80.5%	70% or above	70% or above	70% or above		

3. Research & Training

We are better educated, more skilled and more successful, renowned for our research and innovation

Have we met more than half of our targets for this outcome?



Are our indicators moving in the right direction?



The numbers participating in literacy and numeracy learning continue to increase at a very encouraging rate. The percentage of achievements as a result of participation in National Training Programmes has also increased, with only the Training for Work figures not reaching target.

Community Learning and Development figures for **evening classes** held in the academic year 2013-14 are down on last year, but this is partly due to the high percentage of students returning to the same classes. While learners initially signed up to learn a new skill, they now reflect on other positive outcomes such as making new friends and staying healthy. There has been a significant rise (34.2%) in the number of people undertaking classes to stay healthy and there is also a rise of almost 12% in those who believe participation helps to keep them mentally active. There is a move away from learning new skills and gaining qualifications towards making new friends, stepping back into learning and feeling more able to learn.

Some comments from Community learning classes this year:

It makes me go out & gives some motivation to help myself with my condition.

Chance to relax & not think about all else in life.

Have attended various classes over 40 years so as far as I am concerned it is a way of life!

Health, Social, Giving me a reason to get up on Tuesday morning, Sense of purpose.

Become more a part of the community. Learned new skills, gets me out of the house.









Socialising and company for physical unfit people.

Enrichment of life, perhaps increased health & fun.

Gets me out in the morning & keeps me alert. When one retires it's easy to stay in on cold days during the bad weather.

Feel part of the community- learnt a new skill, met other folk, helps keep a healthy body and mind.

This has been an invaluable resource for one as a single person coming to live in Orkney. Many Thanks.

	Measure	Baseline as in SOA 2013-16	Latest result reported in year 2013-14	Targets as in SOA 2013-16			Trend	Have we reached the target?
				2013-14	2014-15	2015-16		
3.1	Number of adults participating in literacy and numeracy learning	2011-12 133	140	120	120	120		
3.2	Percentage of achievements as a result of participation in national training programmes Modern Apprentices: Get Ready for Work: Training for Work:	2010-11 71.8% 48.8% 28.0%	 80.5% 54.1% 30%	 70% 40% 50%	Maintain or improve on 2013-14 for each sub-indicator	Maintain or improve on 2013-14 for each sub-indicator		  
3.3	Community Learning and Development – percentage who reported learning new skills	2011-12 73%	63%	Maintain baseline	Maintain baseline	Maintain baseline		

4. Education

Our young people are successful learners, confident individuals, effective contributors and responsible citizens

Have we met more than half of our targets for this outcome?



Are our indicators moving in the right direction?



Attainment of National Qualifications at secondary level continues to be above the Scottish average. In future years there will be changes to the way these are measured and recorded because of changes to the national data format.

There continue to be a healthy number of VAO Youth Volunteers helped by VAO developing strong working relationships with schools and other partners. There is a marked increase in the percentage of school leavers entering employment, further education, volunteering or training.

The accomplishments of Orkney's young people were showcased during the **Orkney Youth Awards** which took place on 14th November 2013. The awards, organised jointly by OIC's Community Learning & Development and Voluntary Action Orkney, saw more than 100 achievements and 6,500 hours of volunteering recognised. It included eight young people who had been nominated for the Saltire Summit Award (where volunteers are nominated by the organisation with which they volunteer).

Among those recognised were a group of young people who volunteer as 'Friday Friends' at Eunson Kloss, Very Sheltered Housing. Other young achievers who received recognition at the award ceremony were members of Youth Achievement Groups from Stromness Community Centre, Kirkwall Grammar School and the Connect Project, who over recent years have all undertaken a range of valuable community projects while working towards their awards.

Case Study: Youth Debate







Nearly 30 young people aged between 14 and 25 from across Orkney took part in a "Youth Debate" in December 2013. The event was organised by the OIC's Community Learning and Development team. It involved young people from Stromness Academy, Kirkwall Grammar School, Orkney College and the Connect Project, and was attended by islands councillors and OIC officials.















Councillor Steven Heddle, Council Convener welcomed participants to the event in the OIC chamber, describing it as their chance to have a say in current issues and to get a better understand of how local decisions are made. Proceedings began with young people putting forward their case as to why Scotland should become independent, with others arguing against. The topic was obviously one which the young people present felt strongly about, and among the issues discussed were the economy, identity,

childcare and renewable energy. A vote at the end of the debate showed the majority present were against Scottish independence.

Leading the debate in favour of one fair “living wage” for all, regardless of age, was Iona Torbett MSYP. Sam Murray MSYP led the counter argument and, after extensive discussion including debate on youth unemployment, education, skills and equality, a vote was cast in favour of the amendment put forward by Sam, which suggested that there could not a “living wage for all” due to the complexities of the issue.

The final debate of the morning surrounded the topic of access to sport and recreation facilities and resources for young people in Orkney. This, again, was something that the young people present obviously felt strongly about, and everything from lack of funding to the lack of a reliable ferry service was explored. Young people again presented the arguments for and against better sport and recreational facilities and, when put to the vote, the young people unanimously agreed that sport and recreational facilities in Orkney could be improved, and that better transport links would be an important factor in this.

	Measure	Baseline as in SOA 2013-16	Latest result reported in year 2013-14	Targets as in SOA 2013-16			Trend	Have we reached the target?
				2013-14	2014-15	2015-16		
4.1	Baseline Attainment in Literacy (entry to P1) PIPS	2011-12 50.2	52	Maintain or improve on baseline	Maintain or improve on baseline	Maintain or improve on baseline		
4.2	Attainment – Percentage of Primary pupils 'at or beyond' expected Curriculum for Excellence level	2011-12 Reading 86% Writing 84% Maths 89%	89% 88% 90%	Maintain or improve on baseline	Maintain or improve on baseline	Maintain or improve on baseline		
4.3	Cumulative attainment of National Qualifications by all pupils in publicly funded secondary schools for S4-S6							
	English and Maths at SCQF Level 3 or better by end of S4	94.9% Scottish: 93.4% (2009-12 average)	94.0% 3-year average	Above Scottish average (94.0%)	Above Scottish average	Above Scottish average		

	Measure	Baseline as in SOA 2013-16	Latest result reported in year 2013-14	Targets as in SOA 2013-16			Trend	Have we reached the target?
				2013-14	2014-15	2015-16		
	% of pupils gaining 5+ awards at Level 5 for Standard Grade by S4	43.5% Scottish: 36.6% (2009-12 average)	43% 3-year average	Above Scottish average (37.4%)	Above Scottish average	Above Scottish average		
	% of pupils gaining 3+ awards at Level 6 for Higher Grade by S5	23.4% Scottish: 26.2% (2009-12 average)	28.4% 3-year average	Above Scottish average (27.2%)	Above Scottish average	Above Scottish average		
	% of pupils gaining 3+ awards at Level 6 for Higher Grade by S6	39.0% Scottish: 35.1% (2009-12 average)	38.9% 3-year average	Above Scottish average (36.6%)	Above Scottish average	Above Scottish average		
	% of pupils gaining 1+ awards at Level 7 (Advanced Higher) or better by S6	19.5% Scottish: 15.6% (2009-12 average)	17.2% 3-year average	Above Scottish average (16.4%)	Above Scottish average	Above Scottish average		
4.4	Youth Accreditation – Number of young people achieving accredited awards promoted by CLD	2011-12 109	147	109	120	130		
4.5	Number of VAO youth volunteers	2012-13 268	254	175	180	185		
4.6	School Leaver Destinations: % of school leavers going into employment, further and higher education, volunteering or training	2012-13 89.3%	93.7%	87%	Maintain or improve on 87%	Maintain or improve on 87%		

5. Early Years

Our children have the best start in life and are ready to succeed

Have we met more than half of our targets for this outcome?



Are our indicators moving in the right direction?



Joint working has continued to strengthen across the Children's Services Workforce. Health, education, social care and the Third Sector have come together to work on various projects collaboratively to improve services to our children. An example of this is the monthly attendance of the paediatric physiotherapists at the baby clinics to advise about physical development and use of baby equipment such as bumbo seats, baby walkers and jumparoos. This is an opportunity for parents and/or Health visitors to discuss individual concerns.

The Early Years Collaborative has representatives from multiple agencies and has met quarterly during the last year. An "away team" have been attending learning sessions in Glasgow and feeding back this information to the wider team.









The percentage of P1 children with no obvious decay in primary teeth looks to have remained static, but this is actually due to the fact that there is no update in numbers since last year.

The rate of healthy weight interventions has reached its target and the uptake of Healthy Start Vouchers for those eligible has continued to rise significantly (up from 52% to 66%).

Data is being gathered to provide evidence for the new developmental milestones indicators.

	Measure	Baseline	Latest	Targets as in SOA 2013-16	Trend	Have we
--	---------	----------	--------	---------------------------	-------	---------

December 2014

		as in SOA 2013-16	result reported in year 2013- 14	2013-14	2014-15	2015-16		reached the target?
5.1	Percentage of P1 children with no obvious decay in primary teeth	2012 78.7	78.7%	80%	80%	80%		
5.2	Number of children's Healthy Weight Interventions	2011-12 21	59 (over 3 years)	18	18	18		
5.3	Number of registered childminders per 1000 population between the ages 0-14	2011-12 14.5	12	12	12	12		
5.4	Uptake of Healthy Start Vouchers as a percentage of those eligible	2012-13 52%	66%	60%	65%	70%		
5.5	Percentage of children who have reached all expected developmental milestones at their 27-30 month child health review	New indicator	70%	Establish baseline	Improve on baseline	85% Scottish Governme nt target		
5.6	Percentage of children who have reached all expected developmental milestones at time of starting primary school	New indicator	0%	Establish baseline	Improve on baseline	90% Scottish Governme nt target		

6. Health

We live longer, healthier lives

Have we met more than half of our targets for this outcome?



Are our indicators moving in the right direction?



Life expectancy in Orkney continues to increase and remains well above the Scottish average. Data shows that the numbers of children and working age adults is decreasing in contrast with the increasing number of older residents (National Records of Scotland 2014). This has implications for health and social care delivery as the population ages.

Alcohol misuse remains a major public health issue in Orkney with alcohol related hospital admission rates remaining the highest in Scotland. Work during 2013-14 continued via the Orkney Alcohol and Drugs Partnership (OADP) to focus attention on this issue locally. A needs assessment was conducted and the OADP strategy was revised to ensure it aligns with national policy drivers, including a recovery focused approach for services supporting people with substance misuse issues.

The HEAT 6 target for smoking cessation in Orkney was not achieved in 2014. This target proved particularly difficult due to a lower prevalence of smoking in Orkney - 18% compared to the national figure of 25% (Scottish Health Survey 2008-2011). The target also focused on areas of deprivation with SIMD1 and 2 zones (the most deprived) included in the target. Orkney has no SIMD 1 zones and SIMD2 zones include the northern Isles and a few streets in Kirkwall which contain mainly commercial premises. The target number set therefore had to come from a population of under 2500 people of whom only 18% of adults smoke and of these only some will want to attempt to stop smoking. However, Smoking Matters Orkney has a high quit rate for those who do use it, and is open to referrals from across the community planning partners.

Usage at the Pickaquoy Centre is up, although only exceeding targets in the under 16's category. The new swimming pool and squash courts opened in June 2013 so patterns of usage are still being established. There has been a significant decrease in attendance at Isles Healthy Living Centres (HLCs). However the Active Orkney sub-group has been re-established and one of its actions is to develop ways to improve uptake of the HLCs.


	Measure	Baseline	Latest result	Targets as in SOA 2013-16	Trend	Have we
--	---------	----------	---------------	---------------------------	-------	---------


December 2014

		as in SOA 2013-16	reported in year 2013-14	2013-14	2014-15	2015-16		reached the target?
6.1	Life expectancy at birth Male (Scottish male) Female (Scottish female)	77.3 (75.8) 81.4 (80.4)	79.7 81.8	Maintain above Scottish average	Maintain above Scottish average	Maintain above Scottish average	↑	✓
6.2	General Acute Inpatient Discharges with an alcohol- related diagnosis (age standardised rate per 100,000 population)	2011-12 983	1332.2	900	900	900	↓	✗
6.3	Number of people successfully quitting smoking (at one month)	2011-12 56	145 (accumulative over 3 years)	88	40	40	↓	✗
6.4	Attendances at Isles Healthy Living Centres	2011-12 6,544	5,497	6,544	6,700	6,800	↓	✗
6.5	Usage of sport and fitness facilities at the Pickaquoy Centre – all users	2012-13 137,268	188,441	200,398 (including new pool and squash courts)	259,557	262,153	↑	✗
6.6	Usage of sport and fitness facilities at the Pickaquoy Centre – under 16s	2012-13 33,286	61,789	43,900 (including new pool and squash courts)	44,400	44,900	↑	✓

7. Equalities

We have tackled the significant inequalities in Scottish society

Have we met more than half of our targets for this outcome? 

Are our indicators moving in the right direction? 

In terms of equal opportunities, the percentage of highest paid 5% of earners among council employees that are women continues to fall, but due to the fairly low numbers these figures are prone to fluctuations.

The percentage of public service buildings that are suitable and accessible to disabled people has increased significantly due to four properties being improved during this period.

Volunteering can help give structure, direction and meaning to people's lives, widen their social networks, improve their vocational and interpersonal skills and, in some instances, help them to gain access to employment, education and training. Increased capacity through VAO has allowed more focus on this area and the number of people with support needs enabled to volunteer remains at a healthy figure.











Case Study: The Clubhouse Model

The Clubhouse model has proved to be very popular with people who have mental health problems, and membership continues to be above target. There are two main units within the Clubhouse; Catering, Maintenance and Gardening and secondly, Admin, Education and Employment. Clubhouse members select which unit they want to work in and then contribute to the running of the clubhouse as well as some aspects of Orkney Blide Trust. Orkney Blide Trust provides two Transitional Employment Placements (TEPs) where members are supported to carry out paid work, if they are unable to work, for whatever reason, a member of staff or other clubhouse members take on the role until the person is able to return to work. This helps them to gain an employment history as well as increasing the self-confidence.

“From working in the garden unit I have gained more self-confidence, learned commitment, team work and interaction with other members. My knowledge of horticulture and building planning, problem solving has given me a sense of achievement.” Quote from a garden unit member.

“The TEP (Transitional Employment Placement) gets me out of the house at weekends. I have been long term unemployed and I am hoping this will help me to decide what I may be able to do in the future. I have little work experience, no references and a bad

reputation. I am hoping that the TEP will give me experience; references and it may help me to secure employment. I get paid for the hours I work; this helps me to buy things I would not be able to afford. I am in control so I have to use my initiative. It is good for me.” Quote from a TEP kitchen worker.

	Measure	Baseline as in SOA 2013-16	Latest result reported in year 2013-14	Targets as in SOA 2013-16			Trend	Have we reached the target?
				2013-14	2014-15	2015-16		
7.1	Number of hate crime incidents per 10,000 population	2011-12 2.89	2.0	5 or fewer	5 or fewer	5 or fewer		
7.2	Equal opportunities policy – percentage of highest paid 5% of earners among council employees that are women	2011-12 27.2%	25%	33%	33%	33%		
7.3	Public Access – percentage of public service buildings that are suitable and accessible to disabled people	55%	62.07%	57%	58%	59%		
7.4	Number of people with support needs enabled to volunteer	2012-13 42	41	40	43	46		
7.5	Membership of Clubhouse (community mental health support)	2012-13 55	76	Maintain above 50	Maintain above 50	Maintain above 50		

8. Improving Life Chances

We have improved the life chances for children, young people and families at risk

Have we met more than half of our targets for this outcome?



Are our indicators moving in the right direction?










There are two new indicators in this section which means that the summary results are less meaningful. Indicator 8.2 is no longer considered to be a helpful measure and has been removed from the Single Outcome Agreement for 2014 to 2017.

Planning permission for our new children's house was approved in March 2014. Orkney Islands Council committed £1.5m to develop high quality residential care for looked after children. The house is expected to be completed in April 2015.

In 2013, Orkney became part of the national Head, Heart and Hands programme, as one of only 6 pilot sites across the UK. This is a three year programme led by the Fostering Network, which aims to demonstrate the impact that introducing social pedagogy can make to foster carers and the lives of children they foster. Social pedagogy is an approach to caring for children, which combines education and care, emphasising that bringing up children is the shared responsibility of parents and society. The programme seeks to improve outcomes for children in care and contribute to them being able to fulfil their potential. Locally, during 2013/14 the steering group developed and implemented a project plan and links were formed with our partner site, Aberlour. There was a national launch in Scotland, involving the Scottish Government and attended by Liam McArthur. A social pedagogue was employed and began to develop her role within Orkney, working directly with children, young people, families and staff.

The pathways to Independence course run by Orkney College continued to be successful with students stating that they have enjoyed the course and have gained knowledge, skills and confidence.

	Measure	Baseline as in SOA 2013-16	Latest result reported in year 2013-14	Targets as in SOA 2013-16			Trend	Have we reached the target?
				2013-14	2014-15	2015-16		
8.1	Percentage of looked after children in community placements	Oct 2011-Mar 2012 70.6%	69.8%	75%	80%	85%		
8.2	Percentage of young people who report positive experience of transition	New indicator	50%	65%	70%	75%		
8.3	Number of young people (aged 16-25) placed in temporary accommodation and accepted as homeless	2011-12 30	17	38	tbc	tbc		
8.4	Numbers enrolling on Pathways to Independence Course at Orkney College	2011-12 8	7	Maintain at minimum of 5	Maintain at minimum of 5	Maintain at minimum of 5		
8.5	Number of Scottish Welfare Fund community care grants/ crisis grants awarded to families with one or more dependent children	New indicator	44	Establish baseline	Maintain baseline	Maintain baseline		

9. Community Safety

We live our lives safe from crime, disorder and danger

Have we met more than half of our targets for this outcome?



Are our indicators moving in the right direction?



The **Orkney Community Safety Partnership (OCSP)** has identified local targets and priority actions. In 2013-14 these were:

1. Support Driving Ambition programme
2. Undertake research into water safety including piers and lochs
3. Embrace the new Strategic Co-ordinating Group Structure resulting from the Police and Fire Reform
4. Re-establish the Domestic Abuse Forum
5. Alcohol Innovation Funding Project:

All of these specific targets were met during 2013-14.

Case Study: Re-establishing the Orkney Domestic Abuse Forum

Orkney's Domestic Abuse Forum was a long-established and useful inter-agency partnership group, which contributed amongst other matters to the successful establishment of a local Women's Aid service and associated supported accommodation for women fleeing abuse. Orkney was one of the last areas in Scotland to establish these services, which were seen as a key milestone in the development of an appropriate local response to the needs generated by the continuing problem of violence against women.

By 2012, however, with budgets under pressure across all partner agencies, and the loss of key staff through reorganisation and natural turnover, the impetus and focus for the Forum had dissipated. The OCSP agreed that re-establishment of the Domestic Abuse Forum should be prioritised, and with crucial and very welcome input from Voluntary Action Orkney, who provided a Chair, meeting venue and clerical support, the Forum was successfully revived and re-focussed, with a name-change to the Orkney Domestic Abuse Forum Incorporating the Violence Against Women Partnership. The establishment of an operational Multi Agency Risk Assessment Conference (MARAC) scheme in Orkney was a key aim for the Forum, enabling inter-agency risk reduction planning for specific individuals identified as being at risk of further abuse. MARAC commenced in Orkney during 2014.

Case Study: Undertaking research into Water Safety

During 2012, the Royal Society for the Prevention of Accidents (RoSPA) undertook a Scotland-wide survey into risks of accidents relating to all inland water including reservoirs, streams, lochs, swimming pools, ponds and rivers. The survey highlighted gaps in

knowledge and practice.

In response, the OCSP resolved to undertake specific local research on the particular issues affecting Orkney, with its unique geography. This exercise was originally to be led by the Marine and Coastguard Agency, but resource issues arose, meaning that the exercise might not be completed during 2013-14. At this point the diversity and flexibility of the range of agencies contributing to the OCSP was demonstrated. A request in late 2013 for a ten-week placement for a Glasgow University student undertaking a Master's Degree in Public Policy at Orkney Islands Council was utilised in an imaginative way. The student was commissioned to produce a comparative study of the issues around Water Safety in Orkney, and the issues and responses evident at national and local level in the rest of Scotland. It offered an evidence-based critical evaluation of how these issues have been, and are proposed to be addressed elsewhere, with specific reference to the potential applicability of the approaches in an Orkney context.





















This valuable research document was delivered to the OCSP in 2014, providing a firm basis for further local inter agency work, and for Orkney to contribute from a sound knowledge base to the work of the newly-established Scottish Water Safety Network.



Percentage of offenders with reconviction within 2 years of release from any kind of sentence uses figures published by the Scottish Government in September 2013, involving a 2-year follow up on people originally sentenced at Courts in 2009-10. Orkney's low numbers for the sample base mean that the statistic is prone to significant variation year-on-year. However, the long term average clearly identifies a better community performance for Orkney than the national average. The contribution made by a range of agencies, including Police, Crown Office and Procurator Fiscal Service, Housing (Statutory and Third Sector), Alcohol and Drug Services, Scottish Courts Service, Orkney Health and Care, and a wide range of allied support services has contributed to this long term achievement. The fact that Orkney has a history of high detection rates for crime makes the sustained achievement of lower reconviction rates all the more remarkable, as Orkney offenders are more likely than those elsewhere to be apprehended and convicted for further offences if they do re-offend.

Due to staffing changes at **Women's Aid Orkney** there was a glitch in recording, which has resulted in the poorer than expected figures. It is likely that the true numbers were in fact substantially higher.

On December 6th 2013 a relaunch event was held for Women's Aid Orkney's key stakeholders and over 80 attended. The guest speaker, Lily Greenan of Scottish Women's Aid, set the context of the birth and growth to date of the Women's Aid movement in Scotland. Sandra Paton, Service Manager assured those present that WAO continued to be committed to promoting the existing service strands that had for many years served the local community.

	Measure	Baseline	Latest result	Targets as in SOA 2013-16	Trend	Have we
--	---------	----------	---------------	---------------------------	-------	---------

		as in SOA 2013-16	reported in year 2013-14	2013-14	2014-15	2015-16		reached the target?
9.1	Number of people slightly injured in road accidents	2011-12 26	17	Reduce	Reduce	Reduce		
9.2	Percentage of adult residents stating they feel 'very safe' or 'fairly safe' when walking alone in the local neighbourhood after dark	2009-10 96%	96%	Maintain above 96%	Maintain above 96%	Maintain above 96%		
9.3	Volume of recorded crimes and offences per 10,000 population	2011-12 208	139	Below 250	Below 250	Below 250		
9.4	Percentage of offenders with reconviction within 2 years of release from any kind of sentence	2009-10 Orkney 35.1%	35.3%	Maintain below 40%	Maintain below 40%	Maintain below 40%		
9.5	Women, children and young people receiving Women's Aid Orkney outreach and refuge services Women: Children: Total:	2011-12 70 37 107	 39 41 80	 54 43 97	 60 47 107	 66 52 118	  	  
9.6	Accidental dwelling fires	2011-12 10	7	10% reduction on baseline	10% reduction on baseline	10% reduction on baseline		
9.7	Detection rate for crimes of domestic abuse	2012-13 92.5%	85.1%	Increase	Increase	Increase		
9.8	Number of people detected for drink and drug driver offences – 5 year average	2008-13 29	27	Increase	Increase	Increase		

	Measure	Baseline as in SOA 2013-16	Latest result reported in year 2013-14	Targets as in SOA 2013-16			Trend	Have we reached the target?
				2013-14	2014-15	2015-16		
9.9	Recorded incidences of violent crime (Class 1 serious assaults) – 5 year average	2008-13 18	12	Reduce	Reduce	Reduce		

10. Orkney's Infrastructure

We live in well-designed, sustainable places where we are able to access the amenities and services we need

Have we met more than half of our targets for this outcome? ✓

Are our indicators moving in the right direction? ✓

The rate of new build affordable housing has failed to meet its target due to delays in the development programmes of both the Council and Orkney Housing Association resulting in a reduced number of starts on site in 2013/14. This will lead to significantly more units being started on site in 2014/15 than targeted.

During 2013/14 Orkney Housing Association Limited (OHAL) completed 44 new build units. 32 were in Kirkwall (20 x rented and 8 x shared ownership) and 12 were in Stromness (8 x rented and 4 x shared equity). OHAL also assisted 10 households to purchase on the open market with the help of a Scottish Government "Open Market Shared Equity" grant which they administer. In this period, 23 council houses were completed – 11 in Stromness and 12 in Kirkwall.

The Minister for Housing and Welfare (Margaret Burgess MSP) conducted a key handover ceremony for OHAL at the Kirkwall scheme and a joint open day with the Council was held at the Stromness scheme at Garson.













The condition of Orkney's roads continues to be amongst the best in Scotland. However a significant cut to the Roads Revenue budget is likely to result in them deteriorating over time.

From January to December 2013 (collated annually), passenger figures on subsidised public bus services (and Dial-a-Bus) reached 124,264 which is significantly higher than the target.

Passenger figures on Orkney Ferries reduced significantly during 2013/14. This was due to a long spell of bad weather and industrial action, which resulted in a number of disruptions and cancellations. Because of these atypical factors, it is difficult to assess patterns of usage. Some of the reduction was picked up by air services, particularly in the case of North Ronaldsay.

Passenger figures on the inter-island air service reached 21,291 during 2013/14 which is a steady increase from the previous year and exceeds the target of 20,530. The increase in passenger figures is however restricted given the aircraft capacity.

	Measure	Baseline as in SOA 2013-16	Latest result reported in year 2013-14	Targets as in SOA 2013-16			Trend	Have we reached the target?
				2013-14	2014-15	2015-16		
10.1	Rate of new build affordable housing starts	2011-12 72 starts on site	24	50 site starts per year	45 site starts per year	40 site starts per year		
10.2	Number of homeless households requiring permanent accommodation	2011-12 99	75	100	105	110		
10.3	Number of applicants on Common Housing Register with evidenced housing need (priority pass)	2011-12		100	100	100		
	Bronze	51	79					
	Silver:	12	21					
	Gold:	31	44					
	Platinum:	1	0					
	Total:	95	144					
10.4	Proportion of Social Rented Housing failing the Scottish Housing Quality Standard	2011-12 35%	20%	20%	0%	0%		
10.5	Percentage of Households in Fuel Poverty	2009-11 47% (3 year average)	54%	Reduce towards 2016 target	Reduce towards 2016 target	0% (Scottish Government target)		

	Measure	Baseline as in SOA 2013-16	Latest result reported in year 2013-14	Targets as in SOA 2013-16			Trend	Have we reached the target?
				2013-14	2014-15	2015-16		
10.6	Percentage of road network in need of maintenance	2011-12 21.4%	20.1%	30%	30%	30%	↑	✓
10.7	Increasing public transport usage – total passenger numbers on buses	2012 96,820	124,264	+1% on baseline	+2% on baseline	+3% on baseline	↑	✓
10.8	Use of internal ferry transport per island (passengers) North Ron: Papa Westray: Westray: Sanday: Stronsay: Eday: Shapinsay: Rousay: Egilsay: Wyre: Lyness: Flotta: Graemsay: Hoy: <hr/> TOTAL	537 422 43,853 29,940 19,118 10,776 66,972 48,813 5,369 4,210 69,563 12,089 6,980 19,176 <hr/> 337,818	529 372 39,409 28,640 17,407 9,618 64,958 47,126 5,105 2,428 65,615 10,624 7,540 18,250 <hr/> 317,621	+1% on baseline	+2% on baseline	+3% on baseline	↓	✗
10.9	Increasing Public Transport Usage – total passenger numbers on air services	2011-12 20,530	21,291	Maintain passenger usage levels	Maintain passenger usage levels	Maintain passenger usage levels	↑	✓

11. Strengthening Communities

We have strong, resilient and supportive communities where people take responsibility for their own actions and how they affect others

Have we met more than half of our targets for this outcome?



Are our indicators moving in the right direction?



There has been an exceptional increase in the number of Social Enterprises from 49 to 94. This is due mainly to a revision of the classification system used for Social Enterprises which now includes all organisations that seek to generate income.

An Empowering Communities Project began, with the Co-ordinator appointed in November 2013. Meetings were held to introduce the project to services within Orkney Islands Council and external stakeholders including Highlands and Islands Enterprise Orkney (HIE), who provided funding towards the project, and Voluntary Action Orkney. Representatives of Democratic Services and HIE travelled to the two project pilot islands of Papay and Stronsay and met with representatives of local groups. The Member Officer Working Group also met to agree the project plan.

The 2007 to 2013 LEADER programme has brought significant benefit to communities in Orkney and has now drawn to a close. This figure relates to the amount of match funding declared from the final 3 rounds of applications approved within the 2012/13 financial year. The 17 projects in these rounds came from a variety of local groups, predominately coordinated by volunteers. As well as securing LEADER money, these groups spent a lot of time ensuring additional funding was secured for their community-based projects. The 2014-2020 LEADER Programme is unlikely to be in a position to approve applications until early 2015.

Case Study: Stromness Townscape Heritage Initiative (THI)

The Stromness Townscape Heritage Initiative won a national regeneration award for its project to enhance the historic centre of the town. The project, developed by Orkney Islands Council took first place in its category - Town Centre Regeneration – at the 2013 SURF Awards for Best Practice in Community Regeneration. It was one of only three to be shortlisted from over fifty applications.

The Stromness THI began in the Stromness Conservation Area in July 2009, and finishes in June 2014. The original £3.56 million of THI funding secured a total project investment value of £6.25 million of public and private funding for Stromness. Some £4.8 million of work has been awarded to local businesses, and over 55 property grants have been awarded.

Colin McLean, Head of the Heritage Lottery Fund in Scotland, said: “Stromness town centre has been transformed over the last

four years, with old buildings brought back into use and shop fronts restored. Yet the success of the THI goes far beyond the bricks and mortar. It has brought with it employment, skills training and tourism. “The Heritage Lottery Fund is delighted to have been a part of this achievement and wishes the townsfolk of Stromness well as they approach the future with a renewed confidence.”

The overarching aim of the Stromness THI was to aid the regeneration of the town centre, ensuring economic viability through investment in the built heritage. The initiative was funded by Heritage Lottery Fund (HLF) and other partners, notably Historic Scotland and OIC. The HLF funded element was £1.44 million and the total for the scheme approximately £3.426 million. Other delivery partners in the project were: Orkney College, Visit Orkney, Orkney Tour Guides Association, Construction Skills, Stromness Business Forum, Stromness Academy, Stromness Primary School and the Scottish Arts Council.

	Measure	Baseline as in SOA 2013-16	Latest result reported in year 2013-14	Targets as in SOA 2013-16			Trend	Have we reached the target?
				2013-14	2014-15	2015-16		
11.1	% of adult residents stating their neighbourhood as a 'very good' or 'fairly good' place to live	2009-10 98%	98%	Maintain 98%	Maintain 98%	Maintain 98%		
11.2	Number of people newly registered to volunteer	2012-13 48 new in year	50	58 new in year	66 new in year	73 new in year		
11.3	Total funding levered into communities via registered charities	2012-13 £13 million	£16,942,142	£14.8 million	maintain	maintain		
11.4	Total external funding levered into communities via LEADER funds	2012-13 £513,732	£574,000	£0 (full commitment of funds)	£0 (gap between rounds)	£500,000 (new 2014-20 round)		
11.5	Number of social enterprises	2012 49	94	maintain	51	maintain		
11.6	Number of voluntary and community organisations	2013-14 600	574	maintain	maintain	maintain		

12. Our Environment

We value and enjoy our built and natural environment and protect it and enhance it for future generations

Have we met more than half of our targets for this outcome?



Are our indicators moving in the right direction?

















The poor breeding seasons for seabirds in Orkney (due to external factors) continues to impact on the percentage of protected features in favourable condition. However, when these features where no onsite management is feasible are discounted the percentage increases to 94%.

Colonisation by Invasive Non-Native Species (INNS) poses a threat to local biodiversity. For the marine environment this is being monitored by OIC Marine Services to enable any INNS to be identified early thus enabling a rapid response to be initiated. Stoats have recently been found in Orkney and work is currently taking place to assess the risks this non-native animal could pose to the local biodiversity.

The number of environmental awareness raising walks, talks, events and activities including those which raise awareness of the archaeological heritage/historic environment has risen by over 25% in the last year. This is a great success for Orkney.

The number of resident greylag geese present in Orkney continues to be a concern; however, although not meeting the target, numbers are down by over 1000. The Orkney Greylag Goose Adaptive Management Project is currently working to reduce the population of resident British greylag geese in Orkney to a level that can be sustainably managed, reduce impacts on agriculture and generate an income for local people. In August 2013, Scottish Natural Heritage issued a temporary licence for local caterers in Orkney to sell greylag goose meat legally obtained from the Orkney Adaptive Management Pilot in prepared meals sold by caterers. Goose burgers and sausages went on sale and local butcher Thorfinn Craigie said he was "overwhelmed" by demand for the meat. Thorfinn, who is also part of the shooting team who carry out the cull, said: "People know that the geese are a massive problem here but nobody wants them to be wasted if you cull them. The meat is very tasty. It was a great success last year - we got tremendous feedback from both locals and visitors." (Daily Record, 1 August 2014 at <http://www.thefreelibrary.com/>)

	Measure	Baseline as in SOA 2013-16	Latest result reported in year 2013-14	Targets as in SOA 2013-16			Trend	Have we reached the target?
				2013-14	2014-15	2015-16		
12.1	Number of apprentices trained locally in monument conservation skills	2012-13 1	2	2	2	2		
12.2	Water: % of at-risk water bodies at good ecological status	2011-12 87% (60 water bodies)	91%	87%	87%	87%		
12.3	Percentage of agricultural land under management for biodiversity, through agri-environment schemes	2011 21%	Figures not forthcoming from RPID	23%	23%	25%		
12.4	Percentage of Protected Areas features in favourable condition	2011 73%	*69.1%	94%	94%	94%		
* increase to 94% by discounting those features where no on-site management is feasible								
12.5	The number and productivity of Hen Harrier chicks reared in Orkney	2012 105 occupied sites 100 young raised	93 97	Maintain	Maintain	Maintain		
12.6	No. of environmental awareness raising walks, talks, events and activities including those which raise awareness of the archaeological heritage/historic environment	2012-13 590	777	Increase by 2% on baseline	Increase by 3% on baseline	Increase by 4% on baseline		
12.7	The number of Non-Native Species known to be present in the marine environment	2012-13 4	9	Maintain	Maintain	Maintain		
12.8	The number of resident greylag geese present in Orkney	2012-13 21,367	20,242	18,000	16,000	14,000		

13. Our Culture

We take pride in a strong, fair and inclusive national identity

Have we met more than half of our targets for this outcome?



Are our indicators moving in the right direction?



This has been another busy year for cultural activities in Orkney. Attendance figures for the St Magnus Festival are slowly recovering, and ticket sales for the Orkney Folk Festival have continued to increase. Orkney Museum closed for four of the busiest months of the season (April – July) for refurbishment, which accounts for the reduction in visitor numbers. The Pier Arts Centre has continued to significantly exceed its target. St Magnus Cathedral continues to see significant increases in visitor numbers, due in part to the increasing cruise liner visits to the county.

Although physical visits to the library have decreased, virtual visits have continued to increase, due to the implementation of the e-book loan service and award winning digital marketing.



















The young people of Orkney continue to be heavily involved in music. The uptake in tuition rose again this year, and continues to be well above target.

Two major capital projects have been completed this year. The refurbishment of the Orkney Museum and consolidation of museum stores into one new building has created a vastly improved environment for Orkney's archaeological and social history museum collections. The new community theatre for Orkney has been completed as part of the new Kirkwall Grammar School.

Orkney was shortlisted for a second year for a Creative Place Award. These celebrate and recognise the hard work and imagination that contributes to the rich cultural life of Scotland's smaller communities, as well as their social and economic well-being. The initiative focuses on creative programmes in areas outwith Scotland's main cities. Twenty applications from a range of organisations, across twelve local authority areas were received for the 2014 Creative Place Awards. From this high calibre of entries, nine nominations were shortlisted across three categories:

- Places with less than 2,500 residents
- Places with less than 10,000 residents
- Places with less than 100,000 residents

Nominees were selected for the wide involvement of the whole community as well as the track record of their existing creative programmes.

	Measure	Baseline as in SOA 2013-16	Latest result reported in year 2013-14	Targets as in SOA 2013-16			Trend	Have we reached the target?
				2013-14	2014-15	2015-16		
13.1	Number of visits to/usages of Council funded or part funded museums in person per 1,000 population	2012-13 47,452	39,606	45,000	35,000 (Scapa Flow Museum closed for capital works)	48,000		
13.2	Number of visitors to St Magnus Cathedral	2012-13 128,676	134,682	126,000	126,000	126,000		
13.3	Number of taught/ research postgraduate and leisure/ tourist students registered on cultural/ language courses at the Centre for Nordic Studies	2012-13 100	95	104	104	104		
13.4	Number of physical visits to libraries per 1000 population	2011-12 7,097	6,298	7,750	7,900	8,050		
13.5	Number of virtual visits to libraries	2011-12 28,044	40,212	31,000	32,000	33,000		
13.6	Number of children learning a musical instrument through the Orkney Schools Instrumental Service	2011-12 22.3%	25.43%	Maintain at least 18%	Maintain at least 18%	Maintain at least 18%		
13.7	Pier Arts Centre visitor numbers	2012-13 50,948	44,034	38,000	38,000	38,000		
13.8	Festivals:- St. Magnus International Festival attendances: Orkney Folk Festival ticket sales: <u>Total</u>	12,140 5,635 17,775	11,070 5,680 16,750	14,000 5,397 19,397	14,000 5,397 19,397	14,000 5,397 19,397	 	 

14. Combating Climate Change

We reduce the local and global environmental impact of our consumption and production

Have we met more than half of our targets for this outcome?



Are our indicators moving in the right direction?



The Royal Society for the Protection of Birds monitors kittiwake numbers as an indicator of the effect of climate change. Climate change is a driver behind massive declines in Scotland's globally important seabird populations. The latest figures show an 87% decline in kittiwakes on Orkney and Shetland since 2000. Research indicates that sea temperature changes are affecting the availability of their key food source – sand eels. Based on current trends, kittiwakes face extinction from areas that were once core strongholds. The RSPB is calling on the Scottish Government to designate key seabird feeding sites as Marine Protected Areas to offer seabirds and sand eels resilience against the effects of climate change.

Carbon emissions by Orkney Islands Council and NHS Orkney are both on a downward trend well within target. There have been a wide range of measures by partners towards meeting the reduction in CO2. A few examples include: heat pumps being installed to replace old boiler plant, Council installation of six electric vehicle charging points, existing buildings undergoing a programme of thermal upgrade installations and significant progress towards achieving the Scottish Housing Quality Standard by 2015.

In April 2013 nineteen new 'Cycle Training Assistants (CTAs) qualified to train pupils across Orkney in Cycling Scotland's Bikeability training programme, Levels 1 and 2. The Council had received funding from Cycling Scotland to deliver a one day Cycle Training Assistant course to school staff, parents and community members. The Bikeability Scotland scheme aims to support children to become safe, confident and responsible cyclists.









On 17 May 2013 representatives from the local building trade attended an event which looked at the funding available to make Orkney's homes more energy efficient. The Council received £691,000 from the Scottish Government and from the Energy Company Obligation to pay for the installation of home energy efficiency measures up until March 2014. The new Home Energy Efficiency Programme for Scotland is a key element in the Scottish Government's Sustainable Housing Strategy. Householders were able to apply, via the Energy Saving Scotland Advice Centre for funding to make their homes more energy efficient. This could be through a range of measures such as solid wall insulation and boiler upgrades.

In October 2013 Orkney Islands Council invited community groups to apply for funding for transport projects in the financial year 2014/15, through the Enhanced Demand Responsive Transport Initiative (EDRTI). The purpose of the EDRTI scheme is to assist community groups to provide and deliver transport services where conventional public transport services are not available or readily

accessible. Community transport groups are expected to raise part of the costs of their scheme themselves - for example through fares and other forms of revenue, collecting donations or by successful application to other funding sources.

During Big Energy Saving Week (27-32 January 2014) Orkney Islands Council and the Orkney Citizens' Advice Bureau joined national efforts to make sure consumers were 'switched on' to energy savings ideas. Displays at the One Stop Shop at the Council Offices in School Place and at the Orkney Library and Archive aimed at highlighting the range of support available to help consumers reduce their energy bills. Consumers were encouraged to:

- Check they are on the best tariff with their current supplier;
- Consider switching to get a better deal; and
- Ensure their home is insulated so that they can reduce energy bills.

	Measure	Baseline as in SOA 2013-16	Latest result reported in year 2013-14	Targets as in SOA 2013-16			Trend	Have we reached the target?
				2013-14	2014-15	2015-16		
14.1	The productivity of kittiwakes monitored at sample plots throughout Orkney	2012-13 0.31 young reared per pair	0.01	Average of 1 young reared per pair	Average of 1 young reared per pair	Average of 1 young reared per pair		
14.2	Total biodegradable municipal waste landfilled	2012-13 <650 tonnes	699.4 tonnes	<650 tonnes	<650 tonnes	<650 tonnes		
14.3	OIC Carbon Emission	2012-13 23,710 tonnes CO ₂	21,537 tonnes CO ₂	23,406 tonnes CO ₂	New target to be determined in updated Carbon Management Programme			
14.4	NHS Carbon Emissions	2012-13 832 tonnes CO ₂	640.11 tonnes CO ₂	3% decrease year on year	3% decrease year on year	3% decrease year on year		

15. Independence in Later Life

Our people are able to maintain their independence as they get older, and are able to access appropriate support when they need it

Have we met more than half of our targets for this outcome?



Are our indicators moving in the right direction?



Over the last decade in Orkney, deaths have outnumbered births and the population has been boosted by inward migration (much of which has been linked to growth of the renewable energy sector). The population is expected to remain fairly stable for the remainder of the decade. However, over the next 25 years it is predicted that the population of Orkney will age dramatically, ahead of Scottish rates¹. This will place additional demands on health, social work and social care services at a time where our working age population is expected to fall. Orkney offers a high quality of life to its residents and has amongst the highest life expectancy in Scotland (see 6.1). However people in this age group can also be expected to have a proportionally greater call on health and social care services than the rest of the population.

Service delivery for people in later life has changed to be increasingly focussed on enabling people to stay in their own homes and in their own communities with social care input. Health and social care services have been working together through the year to redesign services pathways to promote earlier discharge of older people from hospital, back to their own homes with health and social care packages in place to enable this to occur. The focus of care continues to be on rehabilitation with a reablement approach. A range of additional services focussed on shifting the balance of care from hospital to community supported by the Change Fund have been delivered.

During 2013-14 work was initiated by a multi-disciplinary group to establish a shared vision for future services, to support service integration and deliver on the 'Reshaping Care for Older People' agenda, while improving the quality, efficiency and productivity of local services. The group worked together to apply LEAN and service improvement methodology to the length of stay in hospital for people aged over 75. Early indicators are that the project is successfully reducing the average length of stay per person per admission. This work will continue in 2014 – 2015 and links directly into the number of hours of care received at home.

The proportion of people aged 65+ who receive more than 10 hours per week of home care as a percentage of all people aged 65+ who have been assessed as having an intensive care need has risen significantly and is well above target. The proportion of community care service users who reported at their review that they feel emotionally and physically safe was at 100% - this is

¹ <http://www.scotland.gov.uk/Topics/Statistics/Browse/Health/Data/CareData>

assessed using the Talking Points approach.

The usage of "fifty plus" activities and registered members over 65 at the Pickaquooy Centre has increased significantly and sits well above target. The number of new people aged 60+ registered to volunteer in past 12 months is on target, it should be noted that this only measures those who register with Voluntary Action Orkney and there are many additional 60+ who volunteer but who do not formally register.

	Measure	Baseline as in SOA 2013-16	Latest result reported in year 2013- 14	Targets as in SOA 2013-16			Trend	Have we reached the target?
				2013-14	2014-15	2015-16		
15.1	The proportion of people aged 65+ who receive more than 10 hours per week of home care as a percentage of all people aged 65+ who have been assessed as having an intensive care need.	October 2011- March 2012 20%	48%	35%	35%	35%	↑	✓
15.2	Proportion of community care service users who feel emotionally and physically safe	October 2011- March 2012 95%	100	Maintain or improve	Maintain or improve	Maintain or improve	↑	✓
15.3	Usage of "fifty plus" activities at the Pickaquooy Centre	2012-13 5,727	6,208	5,800	5,860	5,920	↑	✓
15.4	Registered members over 65 at the Pickaquooy Centre	2012-13 523	691	530	540	550	↑	✓
15.5	Number of new people aged 60+ registered to volunteer in past 12 months	2012-13 6	12	10	11	12	↑	✓
15.6	Number of people aged 60+ receiving repairs or adaptations from Orkney Care & Repair	2012-13 803	890	850	900	950	↑	✓

16. Working Together

Our public services are high quality, continually improving, efficient and responsive to local people's needs

Have we met more than half of our targets for this outcome?



Are our indicators moving in the right direction?







In December 2012, the Scottish Government and COSLA issued formal guidance to community planning partnerships on a new model for rolling Single Outcome Agreements. Orkney's Single Outcome Agreement for 2013-16 was signed off in August 2013 following agreement by all of the key partners. The performance indicators in the new SOA were included in the Council's new online Aspireview performance management system, which by arrangement with the service provider, Coactiva, can be accessed by community planning partners to view and enter data directly. This new system will facilitate performance reporting and make it feasible to update the SOA on a rolling basis.

Audit Scotland has been charged by the Scottish Government with developing an audit methodology for community planning partnerships across Scotland. A pilot programme comprising three audits was conducted in autumn 2012. Orkney Community Planning Partnership volunteered to participate in the second tranche of audits, which started in 2013, recognising that it needed to adapt to the emerging new landscape for community planning. Orkney was selected along with Falkirk, Glasgow City, Moray and West Lothian. Representatives of Audit Scotland's community planning audit team attended OCPP meetings in Orkney in September 2013, and January and March 2014, to discuss the audit process, and fieldwork was scheduled for May 2014.

The percentage of adults who agree or agree strongly that the Council provides high quality services has dropped significantly this year and has failed to reach its target, however the percentage of customers who consider their enquiry to have been handled satisfactorily, well or very well has risen.

The Get IT Together project was formally launched in April 2013. This initiative aims to help local people access the Internet, learn new skills and realise the benefits of being online. The project is managed by national charity Citizens Online and funded by BT, Highlands and Islands Enterprise (HIE), Orkney Housing Association Ltd (OHAL), Scottish Government (PCF), and a variety of local partners. The Project Coordinator, Janette Mackie, is working closely with staff from partner agencies and other community planning partners, as well as individuals and community groups, to both highlight the benefits of digital inclusion and to provide assistance to individuals to get online.

	Measure	Baseline as in SOA 2013-16	Latest result reported in year 2013-14	Targets as in SOA 2013-16			Trend	Have we reached the target?
				2013-14	2014-15	2015-16		
16.1	Percentage of adults who agree or agree strongly that the Council provides high quality services	2010-11 77%	54%	Maintain above 70%	Maintain above 70%	Maintain above 70%		
16.2	Percentage of customers who consider their enquiry to have been handled satisfactorily, well or very well	2011-12 98%	98%	95% or more	95% or more	95% or more		
16.3	Percentage of Voluntary Action Orkney members satisfied with quality of services	2010-12 88% (average)	93%	92%	95%	95%	