

## Woodland Trust Tree Pack

### Summary

- March and November delivery periods
  - Maximum 420 trees – but possible to get a large variety of species
  - All guards and canes are provided
- Each application can request a total of 420 trees.



### Size of fund and if not 100% funding available the amount of match funding required

- Each application can request a total of 420 trees.
- Bamboo canes and 60cm spiral guards supplied



### Who can apply, is a partnership required?

- Schools across the UK, plus nurseries, colleges, universities and outdoor learning centres.
- All kinds of different groups such as resident associations, sports clubs, parish councils, scouts, guides.
- You don't need to belong to an official organisation. You could even set up a group for the purpose of planting, but you must be not-for-profit. The most important thing is that your group is willing to take on the planning, planting and care of the saplings.



### Any minimum requirements and restrictions?

- Schools – all trees planted have to be on school grounds, land they have arranged regular access to or in an area that is publically accessible.
- Community group – planting has to be on land accessible to the public, and being sure the local community are aware of the plans.
- Unlikely to be awarded to planting on private land.
- All that is required is a six digit grid reference for the land that will be planted.




### Any key dates and deadlines

- There are TWO delivery periods per year March and November.  
Currently taking applications for March 2020



### Useful websites

<https://www.woodlandtrust.org.uk/plant-trees/schools-and-communities/>



## Woodland Carbon Fund

### Summary

- Funding – planting trees, tree protection/supports, access gates and roads



### Size of fund and if not 100% funding available the amount of match funding required

- Standard - 80% of all the cost for planting, capped at £6800 per hectare
- Woodland priority places – 100% of costs if 30% of land falls within a Priority Places area and an agreement to provide access to the public for 30 years.
- £1000 per hectare in year 5



### Who can apply, is a partnership required?

- Landowners, land managers, local authorities and public bodies can apply to the Forestry Commission for support to plant large-scale productive woodland under the Woodland Carbon Fund (WCF). Up to 40% of the remaining fund will be made available.



### Any minimum requirements and restrictions?

- 30% has to fall within a Priority places area for the 100% funding
- Public access by foot has to be granted for 30 years to gain 100% funding



### Any key dates and deadlines


- Open till March 2021, with all claims due till 31st March 2022



### Useful websites

Priority Places Map - [https://assets.publishing.service.gov.uk/government/uploads/system/uploads/attachment\\_data/file/691642/Woodland\\_Carbon\\_Fund\\_priority\\_places\\_map.pdf](https://assets.publishing.service.gov.uk/government/uploads/system/uploads/attachment_data/file/691642/Woodland_Carbon_Fund_priority_places_map.pdf)

WCF Calculator and Application form - <https://www.gov.uk/government/publications/woodland-carbon-fund-application-form>



## Woodland Creation Planning Grant

### Summary

- Identifying the constraints and opportunities for proposed planting.
- Split into Stage 1 and Stage 2 –  
Stage 1 - desk-based exercise to complete a checklist identifying constraints and opportunities for the site  
Stage 2 - producing a woodland creation design plan



### Size of fund and if not 100% funding available the amount of match funding required

- £1000 for stage 1
- Stage 2 - £150 per hectare to produce a woodland creation design plan



### Who can apply, is a partnership required?

- Landowners, land managers and public bodies (other than Forest Enterprise) can apply

### Who is excluded?

- If you've already applied for Countryside Stewardship or the Woodland Carbon Fund, or submitted an EIA enquiry form to plant a new woodland, you're not eligible to apply for WCPG on that site.



### Any minimum requirements and restrictions?

- If the woodland is below 15 hectares it has to be in a single block.
- If below 10 hectares has to be a single block with additional block of 5 hectares
- 10 hectares with the potential to benefit from forestry.




### Any key dates and deadlines

- Ongoing



### Useful websites

<https://www.gov.uk/guidance/woodland-creation-planning-grant>



## I Dig Trees (OVO and TCV partnership)

### Summary

- The partnership wish to plant 1 million trees before 2020 in a five year period, having already planted over 700,000 trees



### Size of fund and if not 100% funding available the amount of match funding required

- £0, but can receive a maximum of 19 packs – 950 trees – per group
- Supporting canes and spiral guards



### Who can apply, is a partnership required?

- Any community group



### Any minimum requirements and restrictions?

- The group name
- Person responsible
- Address
- Email address
- Where the trees will be planted
- How will you make use of these trees?
- Which packs and how many are required




### Any key dates and deadlines

- Before the end of 2020



### Useful websites

<https://www.tcv.org.uk/communities/i-dig-trees/register-for-your-i-dig-trees>



## International Tree Foundation

### Summary

- Currently unavailable for Somerset projects but priority areas change regularly, check monthly for any updates.

## Trees for your farm

### Summary

- Plant 500+ trees to improve productivity and the environment on your farm.
- Delivered through PUR project funding



### Size of fund and if not 100% funding available the amount of match funding required

- Funding of up to 100% of costs is available for agroforestry schemes benefiting the business of productive farms.



### Who can apply, is a partnership required?

- Any agricultural business



### Any minimum requirements and restrictions?

- Include details about the farm business, type of the planting you plan to undertake and the impact you wish the trees will have on the farm.




### Any key dates and deadlines

- Deadline is the end of January 2020



### Useful websites

<https://www.woodlandtrust.org.uk/plant-trees/large-scale-planting/>



## MOREwood

### Summary

- Where 500+ trees are planted as woodland on at least half a hectare, we'll help you design your woodland, create a bespoke species mix, supply the agreed trees and tree protection.
- Funded through Sainsbury's.



### Size of fund and if not 100% funding available the amount of match funding required

- 75% of the cost if no contractor is involved.
- 60% of the cost if a contractor is used.



### Who can apply, is a partnership required?

- Schools across the UK, plus nurseries, colleges, universities and outdoor learning centres
- All kinds of different groups such as resident associations, sports clubs, parish councils, scouts, guides and many more.
- Both members and non-members of the Woodland Trust.



### Any minimum requirements and restrictions?

- Planting permission, Planting area GRID reference, two maps (1 x wider planting area, 1 x larger scale map)




### Any key dates and deadlines

- Deadline is the end of January 2020
- Applications are now being taken for planting in November 2020 to March 2021



### Useful websites

<https://www.woodlandtrust.org.uk/plant-trees/large-scale-planting/morewoods-application/>



## MOREhedges

### Summary

- Plant a new native hedgerow with hedgerow trees, then this scheme can support your project. Applicants will be required to contribute at least 25% of the costs for the MOREhedges packs as well as planting and maintenance costs.



### Size of fund and if not 100% funding available the amount of match funding required

- 75% of the total cost of the planting



### Who can apply, is a partnership required?

- Both members and non-members of the Woodland Trust
- Schools across the UK, plus nurseries, colleges, universities and outdoor learning centres
- All kinds of different groups such as resident associations, sports clubs, parish councils, scouts, guides and many more.



### Any minimum requirements and restrictions?

- Plant more than 100 metres of new hedging allowing a large tree to grow every six metres.
- Permission to plant, , Planting area GRID reference, two maps (1 x wider planting area, 1 x larger scale map)




### Any key dates and deadlines

- Deadline end of January 2020



### Useful websites

<https://www.woodlandtrust.org.uk/plant-trees/large-scale-planting/morewoods-application/>



## Woodland Carbon Guarantee

### Summary

- £50 million Woodland Carbon Guarantee scheme will encourage farmers and landowners to plant more trees and help to tackle climate change
- Not a grant or funding, it is an option to sell captured CO2 to the government for a guaranteed price every 5/10 years up to 2055/56.
- Profits arising from the commercial occupation of woodlands are not chargeable to Income Tax & Corporation Tax and the value attributable to trees is exempt from Capital Gains Tax.



### Size of fund and if not 100% funding available the amount of match funding required

- The Woodland Carbon Guarantee is a long-term contract and recipients won't receive immediate payments. Instead, land managers will receive a guaranteed income for delivered carbon units at agreed dates over 35 years
- You may still sell carbon credits on the open market at any time
- The Woodland Carbon Guarantee can be used alongside other grants and funds available to plant new woodland as long as Additionally rules under the Woodland Carbon Code are met.



### Who can apply, is a partnership required?

- The WCaG is open to land managers who are owner occupiers, tenants, landlords and licensors, as long as they have control of the land and all the activities needed to meet the obligations of the WCaG for the full duration of the contract.



### Any minimum requirements and restrictions?

- Applications can only be submitted for projects registered with the Woodland Carbon Code after 29 October 2018.
- Cannot have started the project before applying.
- Must have management control of land.



### Any key dates and deadlines

- Ongoing



### Useful websites

<https://www.gov.uk/guidance/woodland-carbon-guarantee>

[https://assets.publishing.service.gov.uk/government/uploads/system/uploads/attachment\\_data/file/843628/4.1.4\\_FC\\_A5\\_Leaflet\\_Woodland\\_Carbon\\_Guarantee\\_WEB\\_FINAL.pdf](https://assets.publishing.service.gov.uk/government/uploads/system/uploads/attachment_data/file/843628/4.1.4_FC_A5_Leaflet_Woodland_Carbon_Guarantee_WEB_FINAL.pdf)

[Overview on how it works](#)

[https://assets.publishing.service.gov.uk/government/uploads/system/uploads/attachment\\_data/file/843368/WCaG\\_User\\_Overview\\_of\\_how\\_it\\_works\\_V1.pdf](https://assets.publishing.service.gov.uk/government/uploads/system/uploads/attachment_data/file/843368/WCaG_User_Overview_of_how_it_works_V1.pdf)

<https://www.gov.uk/government/publications/woodland-carbon-guarantee-application-form>





## Climate Action Fund

### Summary

- Aims is to reduce the carbon footprint of communities
- Supporting up to 15 place-based community-led partnerships to make the changes in their community that will have the largest impact on climate change.



### Size of fund and if not 100% funding available the amount of match funding required

- The amount of funding available per application will depend on what each partnership needs at this stage:
  - a. Applicants who need more time to develop their partnership, engage widely or test their approaches can access initial development funding (up to £200,000 over 18 months)
  - b. Applicants who might be able to start longer-term plans at an earlier stage can access larger, longer-term awards (up to £2.5m over five years)



### Who can apply, is a partnership required?

- Voluntary and community organisation
- Registered charity or charitable incorporated organisation (CIO)
- School
- Not for Profit Company including companies limited by guarantee, community interest companies and community benefit societies with two or more directors.
- We would welcome the involvement of statutory bodies in the partnerships but do not expect them to be the lead.



### Any minimum requirements and restrictions?

Requirements are:

- Community-led project
- Working in partnership
- High impact
- Lasting impact
- Reach
- Learning and engagement
- Robust policy and action plan in place

Restrictions are:

- Individuals
- Sole traders
- Organisations based outside the UK
- Anyone who is applying on behalf of another organisation
- Organisations that are aimed at generating profits primarily for private distribution
- Organisations without at least two unconnected\* people on the board or committee. (\*not a relation by blood or marriage, in a long-term relationship or people living together at the same address)




### Any key dates and deadlines

- Initial ideas submitted by 5pm Wednesday 18th December 2019
- Full proposals must be submitted by midday Friday 27th March 2020



### Useful websites

<https://www.tnlcommunityfund.org.uk/funding/programmes/climate-action-fund#section-1>



## Urban Tree Challenge Fund

### Summary

- The fund is attempting to increase the percentage of average canopy cover in urban areas.
- There are three main aspects it will be assessed on:
  - a. Priority People – Based on the Index of Multiple Deprivation (IMD) and is applicable for areas in the top 40% most deprived areas in England
  - b. Priority Places – Based on tree canopy cover in urban areas, with 'low' being attributed more points. Low = 0-9% average canopy cover, Medium = 10-20%, High = 20%+ and Not Applicable.
  - c. Value for Money – This will be assessed by the Forestry Commission
- Large trees are classed as standard (2m+) and small trees are whips.



### Size of fund and if not 100% funding available the amount of match funding required

- The fund provides up to 50% of the published standard costs for planting and their establishment costs:
  - a. The rest must be met through match funding either through money or labour



### Who can apply, is a partnership required?

- Anyone from community projects to local government



### Any minimum requirements and restrictions?

Requirements are:

- Applications are open to anyone from small projects to large
- The project should be looking at social impacts in addition to the environmental.
- Full land management control
- An OS map (1:1,250) identifying the proposed areas – encouraged to use GIS data shape files.

Restrictions are:

- Will not accept applications for blocks over 0.5 hectares
- Must be situated in an Urban or Peri-urban area



### Any key dates and deadlines

- Year 2 applications is currently closed, but you can submit an 'Expression of Interest' which will give up to date information and dates for the fund.



### Useful websites

[https://assets.publishing.service.gov.uk/government/uploads/system/uploads/attachment\\_data/file/803460/UTCF\\_application\\_form\\_V1.0.pdf](https://assets.publishing.service.gov.uk/government/uploads/system/uploads/attachment_data/file/803460/UTCF_application_form_V1.0.pdf)

<https://www.gov.uk/government/publications/urban-tree-challenge-fund-application-form>

<https://www.gov.uk/guidance/urban-tree-challenge-fund#how-to-apply>



## Woodland Creation Grant

### Summary

- Once accepted - 2 years to purchase and install
- Scored on a 'points' system, gaining the highest points through: Biodiversity, Water (flood prevention) and climate change



### Size of fund and if not 100% funding available the amount of match funding required

- Capped at £6,800 per hectare



### Who can apply, is a partnership required?

Landowner	Eligibility	Comments
Government departments, executive agencies and NDPBs (e.g. Ministry of Defence, Forestry Commission)	Ineligible	Woodland tenanted by a private body or local authority may be eligible for support.
Other public bodies (e.g. local authorities, National Park authorities and public corporations)	Eligible	Provided the work does not form part of their obligations as a public body
Parish Councils and former college farms	Eligible	
Tenants of eligible public bodies	Eligible	Ineligible where the work is already a requirement of the tenancy agreement. The public body must countersign the application if the tenant does not have security of tenure.
Tenants of ineligible public bodies	Eligible	Ineligible where the work is already a requirement of the tenancy agreement. Tenants must have security of tenure for the full term of the agreement, as the public body cannot countersign the application.



### Any minimum requirements and restrictions?

- Minimum total area per application – 3 hectares
- Minimum block woodland size – 0.5 hectares
- Minimum width – 20 metres
- Environmental Stewardship would have to be removed off land before applying



### Any key dates and deadlines

- Ongoing



### Useful websites

[https://assets.publishing.service.gov.uk/government/uploads/system/uploads/attachment\\_data/file/823699/Woodland\\_Creation\\_Manual\\_2018.pdf](https://assets.publishing.service.gov.uk/government/uploads/system/uploads/attachment_data/file/823699/Woodland_Creation_Manual_2018.pdf)