


SAMUEL HEATH

Product Data Sheet

N4326 & N4326-XL Baskets



N4326




N4326-XL


SAMUEL HEATH

Product Data Sheet

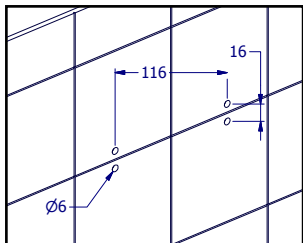
N4326 & N4326-XL Baskets



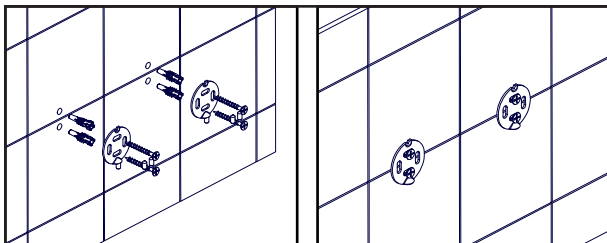
N4326



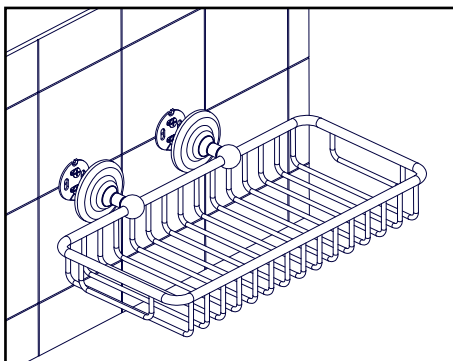
N4326-XL



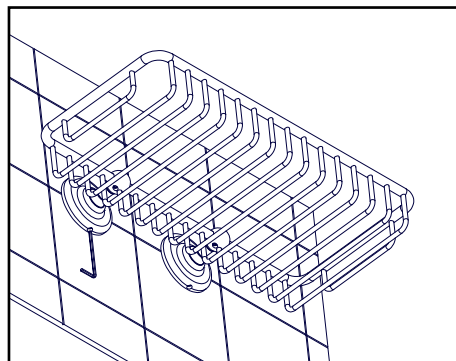
1. Mark out the fixing hole positions and drill the wall using a 6mm drill.



2. Insert the wall plugs into the drilled holes and attach the chassis plates using the screws provided.



3. Locate the brackets on the barbs at the top edges of the chassis plates, pushing the brackets downwards and towards the wall.



4. Secure to the chassis plates by tightening the grub screws underneath.

SAFETY NOTE:

Prior to drilling into walls: check there are no hidden electrical wires, cables or water supply pipes with the aid of an electronic detector.

Note: Wall plugs supplied are only suitable for solid stone/ brick walls. For plasterboard walls use specialist wall plugs. Seek advice from a specialist about the suitability of fixings to be used.

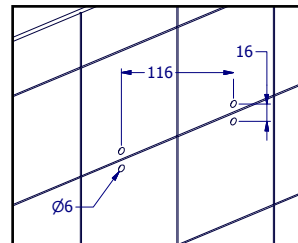
SAMUEL HEATH
Head Office and Customer Service
 Leopold Street
 Birmingham
 England
 B12 0UJ

T: +44 (0)121 766 4200
 F: +44 (0)121 772 3334

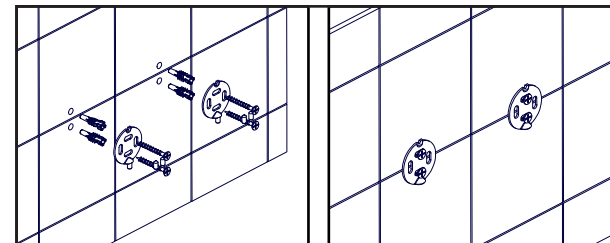
Info@samuel-heath.com
 www.samuel-heath.co.uk

US Customer Service
 usa@samuel-heath.com
 Federal I.D. No. 58-1504682
 www.samuel-heath.com

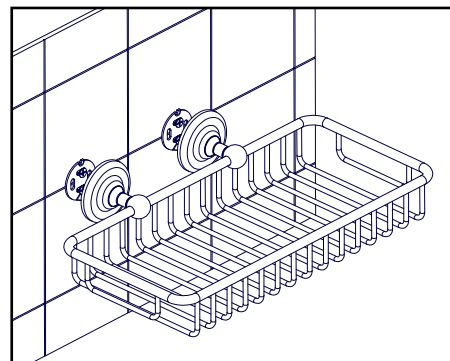
9-1623
Issue: B



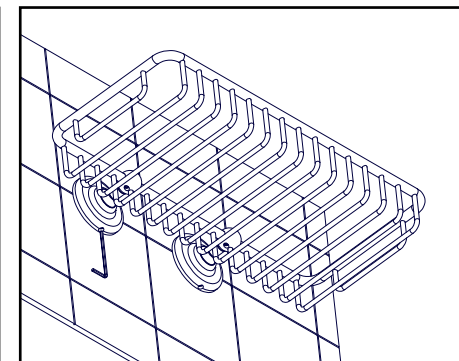
1. Mark out the fixing hole positions and drill the wall using a 6mm drill.



2. Insert the wall plugs into the drilled holes and attach the chassis plates using the screws provided.



3. Locate the brackets on the barbs at the top edges of the chassis plates, pushing the brackets downwards and towards the wall.



4. Secure to the chassis plates by tightening the grub screws underneath.

SAFETY NOTE:

Prior to drilling into walls: check there are no hidden electrical wires, cables or water supply pipes with the aid of an electronic detector.

Note: Wall plugs supplied are only suitable for solid stone/ brick walls. For plasterboard walls use specialist wall plugs. Seek advice from a specialist about the suitability of fixings to be used.

SAMUEL HEATH
Head Office and Customer Service
 Leopold Street
 Birmingham
 England
 B12 0UJ

T: +44 (0)121 766 4200
 F: +44 (0)121 772 3334

Info@samuel-heath.com
 www.samuel-heath.co.uk

US Customer Service
 usa@samuel-heath.com
 Federal I.D. No. 58-1504682
 www.samuel-heath.com

9-1623
Issue: B