

SAMUEL HEATH

Product Data Sheet

Bathroom Accessories (Single Chassis Fixing)



N9531



N9532



N9534



N9535



N9537



N9538



N9541

SAMUEL HEATH

Product Data Sheet

Bathroom Accessories (Single Chassis Fixing)



N9531



N9532



N9534



N9535



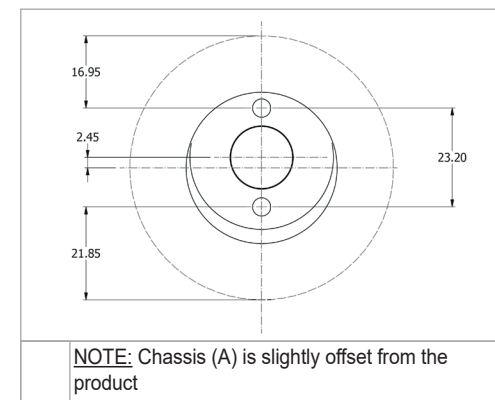
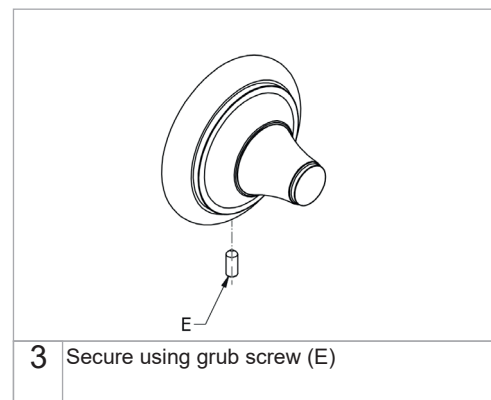
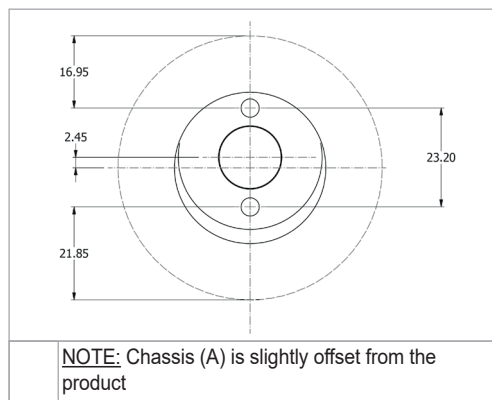
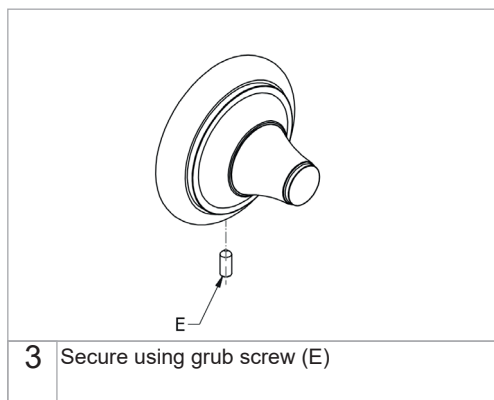
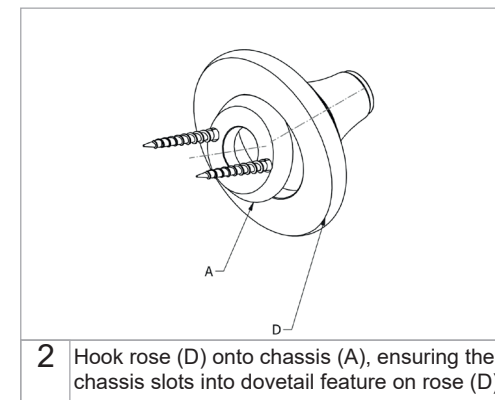
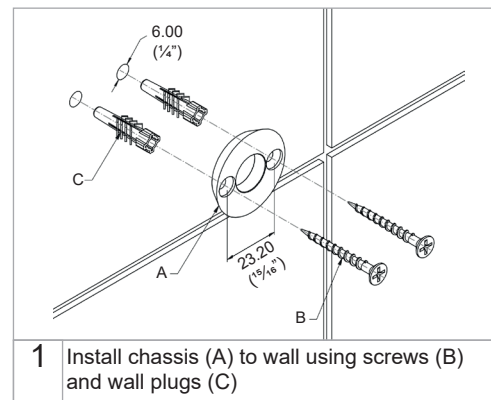
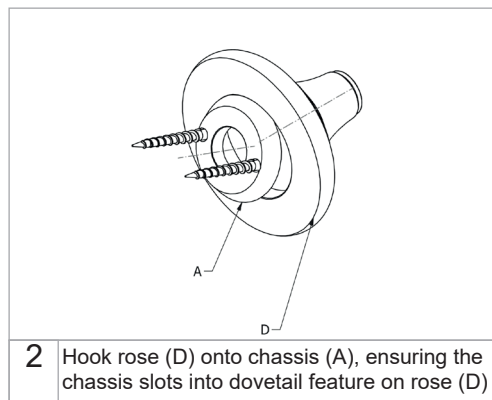
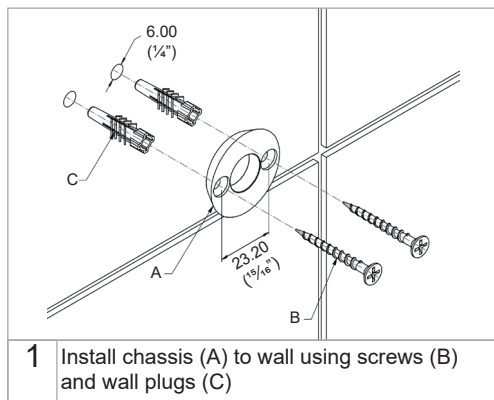
N9537



N9538



N9541



SAFETY NOTE

Prior to drilling into walls:
Check there are no hidden electrical wires, cables or water supply pipes with the aid of an electronic detector.

Note: Wall plugs supplied are only suitable for solid stone / brick walls. For plasterboard walls use specialist wall plugs. *Seek advice from a specialist about the suitability of fixings to be used.*

SAMUEL HEATH

Head Office and Customer Service
Leopold Street
Birmingham
England
B12 0UJ

T: +44 (0)121 766 4200
F: +44 (0)121 772 3334

Info@samuel-heath.com
www.samuel-heath.com

US Customer Service
Federal I.D. No. 58-1504682
www.samuel-heath.com/us

9-1822

SAFETY NOTE

Prior to drilling into walls:
Check there are no hidden electrical wires, cables or water supply pipes with the aid of an electronic detector.

Note: Wall plugs supplied are only suitable for solid stone / brick walls. For plasterboard walls use specialist wall plugs. *Seek advice from a specialist about the suitability of fixings to be used.*

SAMUEL HEATH

Head Office and Customer Service
Leopold Street
Birmingham
England
B12 0UJ

T: +44 (0)121 766 4200
F: +44 (0)121 772 3334

Info@samuel-heath.com
www.samuel-heath.com

US Customer Service
Federal I.D. No. 58-1504682
www.samuel-heath.com/us

9-1822