



Solutions for **Laundry**

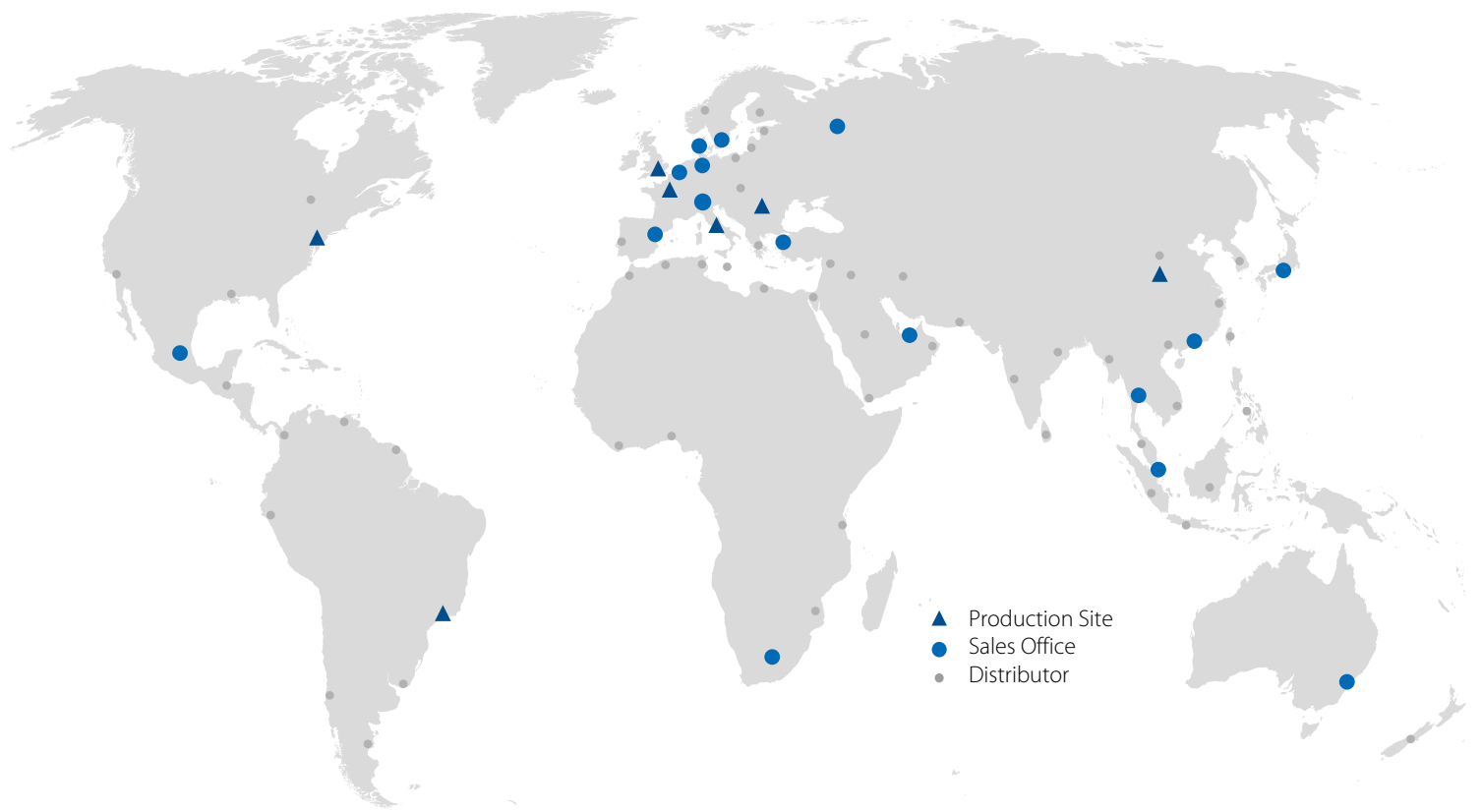


Your Choice,
Our Commitment



Contents

Introduction	Page 3
Laundry Market Information	Page 6
Laundry Application	Page 8
Product Range	Page 10
OPL Basic	
OPL Basic Evo	
Smart Plus P	
Smart R Plus P	
Smart Plus H	
Smart R Plus H	
Smart Spring	
Smart Accessories	
Wash Series	
WashDose Peri	
WashMulti Peri	
WashMulti Air	
System with Flexibility	
Spring MS1 Series	
Tekna Evo	
Surface Cleaning	Page 22
ProWash	
ProKlyn	
ProFoam	
Additional Information	Page 26



Globally Present, Locally Active

A Worldwide Group at your service

Our Global presence ensures that we can support our Customers wherever they are. Supported by teams in over 20 countries, as well as by our accredited Partner Distributor network, we ensure professional, local customer support in over 120 countries, with the added benefit of rapid delivery of goods to meet your needs.

All this backed up and supported by a world-class team of Technical Customer Service, able to provide all the back up or technical support needed. With ISO certificated production sites in Europe, the Americas and Asia, we are close to our customers and fully compliant with all local norms both in terms of our product designs as much as our production facilities.

How SEKO works for You

From the spark of an idea, through to the delivery of a solution, SEKO is with you all the way

SEKO supports its customers in every phase of a project, from the inception of an idea or request, through design and testing to launch and installation. Our in-house research, design and development teams work closely with the local teams, drawing on customer and market inputs. Then using state-of-the-art technologies to optimize costs and using our own specifically designed test benches to ensure rigorous, robust testing, we ensure a quality solution is delivered quickly to market.

No matter which processes and applications are planned SEKO has a solution in the cleaning and hygiene of kitchens and laundries and surfaces of all types in applications like **Offices and Restaurants, Hospitals and Hotels, Retailers and Schools, Car Washes and Swimming Pools, Cooling Towers, Energy, Food & Beverage, Water & Gas Utilities Potable and Waste Water Treatment.**

Partnership philosophy

Being a privately-owned business means that we are here for the long term and can plan projects with and for our Customers, where both parties benefit. It means we can rapidly take decisions to invest our resources to ensure our optimum solutions are delivered.

Your Business, Our Solutions

Our extensive product range represents a unique combination of design, development and implementation know how. With a wide and ever evolving range of products and ancillaries, we can offer specific and comprehensive solutions for a variety of industrial applications. Our solutions are conceived to fit seamlessly into your operation, optimizing the processes and applications.

Uniquely positioned

SEKO's 3 business units, Cleaning & Hygiene, Water & Industry and Industrial Processes puts us in a unique position to be able to respond to the widest range of business needs, with a broad range that allows you the Customer to deal with just one company, simple.

On Premise & Commercial Laundry

An ever-evolving set of solutions for your laundry needs

Faced with the challenge of keeping your linen clean and hygienic, balancing that with making sure your operating costs are contained and your operators are safe, makes running an on premise or commercial laundry a complex business. Accurate, reliable dosing management is one aspect that you need to be able to count on. SEKO has a range of liquid and powder, single and multi-machine units to suit every application including the provision for remote access and data management of your operation.

SEKO's laundry dosing systems, regardless of the range chosen, offer the most reliable, easy-to-use and resilient models on the market today. Our ranges all offer the renowned SEKO attention to detail for precision, safety, reliability, ease of use and affordability. Today, SEKO built a worldwide reputation as a leader in the world of Dosing and Dilution Solutions.

Exploiting our market experience, we design, develop, test and manufacture products that ensure all our solutions and systems deliver:

Precision and Consistency

Maximizing cost control for chemical dosing, or ensuring the right dilution rate is used, requires advanced technology, impervious to fluctuations in water pressure, to guarantee an effective result, in turn providing the security for a given business brand key both for a commercial laundry, as much as for its customers.

Safety and Reliability

The safety of customers and operators is paramount, requiring the very best in terms of design and features. SEKO's range provides this security through careful design using chemically compatible materials, and a wide range of tubes ensuring durability and consistency of dosage, along with Transaxle technology on our peristaltic systems that prolongs motor life. Reliability drives good safety, and all SEKO's products are fully tested prior to leaving our warehouse.

Ease of Use and Installation

As a global company, we are attuned to the differing needs of individual markets. This is why, when we design a new product, we ensure that installation is simple, and that we use uniform programming language solutions that are intuitive and easy to understand, in whatever language you speak.

Operational Efficiency

Managing a business' costs are key to a profitable operation. Designed with the large complex industrial or large OPL customers in mind, SEKO's Wash Series of multi machine dosing systems brings the world of data management and remote control to the Laundry manager. Cost control and effective programme management at the touch of a keyboard.




The Laundry Market

The global commercial laundry machinery market is forecast to continue to grow steadily in the next 5 years driven by increasing demand for laundry services as the population grows. The market is driven by strong growth in the Asian and Far East markets with rising investments in commercial laundry markets.*

Steady economic growth and rising disposable incomes are expected to foster demand for laundry services in these regions, consequently driving demand for various types of laundry machinery. The commercial laundry machinery market comprises companies engaged in manufacturing professional or non-residential laundry equipment, such as washers, commercial dryers, presses, and dry cleaning equipment. Washers or washing machines represent the primary segment of the commercial laundry market, accounting for about 49% share of the global commercial laundry machinery market and are expected to register steady growth in the years ahead owing to the introduction of high-end washing machines.

Advancement in technology has led to the addition of several advanced features, such as water saving technology, energy efficiency, time saving features, and digital operational capability. Manufacturers are concentrating on offering products that not only offer effortless operational capability but also eliminate the need for repair work in the long-term. Over the last couple of years 'SMART' laundries have emerged as technology helps save time, detergent, and energy consumption per laundry cycle.

SEKO's range of products enables it to effectively compete across the full spectrum of laundry operations, from the smallest OPL through to large complex laundries in hospitality establishments, up to and including the most complex tunnel wash systems from the industrial laundry market.



The Wash Cycle

1



Flush

In this process, the washing machine fills to a high level of water into which the soiled linen are added to reduce the soil load for the upcoming suds flushes.

2



Break

In this stage, high alkaline product is added, to loosen soil and may be followed by additional flushes. The break cycle is usually carried out at a medium temperature and low water levels.

3



Suds

This is the actual wash cycle in which detergent is added. It takes place in hot water at low water level.

5



Bleach

In this stage, bleach is automatically added in hot water at a low water level. Bleach kills bacteria, whitens fabrics and removes stains.

4



Intermediate Rinse

This rinse cycle removes soils and alkaline to help the bleach work more effectively later. In this process 50-60% water is removed from the linen.

6



Rinse

High level of water introduced to remove detergent and soils from the linen.

9



Final Extraction

A high speed spin removes most of the moisture from the linen. The length of the spin depends on the fabric type, extractor capacity, and extractor speed. Around 95% of water is removed in this stage.

7



Intermediate Extraction

This high speed spin removes left over detergent and soil from the linen, usually after the first rinse step. It removes 70% of water from the linen. The washing machine spins at 200 RPM.

8



Softener/Sizing

Softener and sour are added to condition fabric. This cycle is run at a medium temperature and at low water level. Starches are added to stiffen cotton fabrics. Sizing may also replace the sour/softener step.



The smart connected washing machine market was valued at over \$1.55 Billion in 2015. The growing preference for convenience and the rapidly changing consumer lifestyle is contributing to the segment growth while the need for managing and controlling machines through smartphones and remotely in more complex professional environments is gaining traction across all sectors.*

*Source Global Industry Analysts



Laundry Applications



OPL Machines

Most OPL's are typically very small in terms of available space. Not only do they contain the washers, but also dryers, varying assortments of flatwork ironers, folders, steam cabinets, and so on, for processing laundry. The typical laundry utilizes a washer technology called washer-extractors.

This type of machine ranges in size from about 7kg up to 60kg in the largest laundries. The name washer-extractor is used because after each portion of the wash cycle (soak, suds, prewash, wash, rinse or finish) an extraction imparting centrifugal force removes the liquid contents from the wash wheel to the drain. Some may be simply timed machines, other maybe semi or fully programmable.



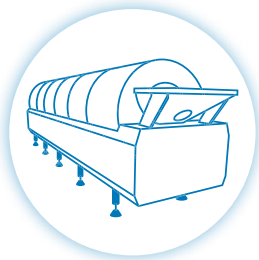
Commercial Machines

Small to medium size laundries mostly rely on equipment referred to as washer-extractors. These look and operate somewhat similar to a residential front-loading clothes washer, except washer-extractors are 3 to 30 times larger. The largest models are huge; allowing workers to easily stand up inside the wash drum for service and maintenance. The fabrics are washed in batches, similar to a residential washer.

Washer-extractor efficiency is usually measured in litres per kg of fabric. The typical washer-extractors require 11 - 15 litres of water per kg of fabric cleaned. The most efficient machines have built-in water recycling capabilities; storing the rinse water from the previous load to supply wash water in the subsequent load, using less than 9 litres per kg of fabric.

For washer-extractors without built in recycling features, there are auxiliary recycling systems available that can be attached to washer-extractors to filter and sanitize the rinse water to be reused in the wash water supply. These systems vary in quality, size and efficiency. Recycling the water requires adjustment in chemicals and detergents used in the wash and rinse water to maintain the quality of the washing process.





Industrial Machines

Unlike OPLs, industrial laundries contract with, receive and launder stock from a wide variety of customers. Industrial laundries include uniform companies and those companies that launder materials from industrial firms, schools, and other institutions.

Although some of the largest laundries can process tens of millions of kilos of laundry each year, these operations are usually more process-related and are tailored to specific operations, unlike commercial laundries. Tunnel washers (sometimes called “continuous batch washers”) are very different than washer extractors; long chambers 2.4m x 2.4m x 9.1m and larger are constructed with a series of compartments, called “pockets”, through which a large internal auger (similar in shape of a large corkscrew) slowly turns to pull the laundry through the different pockets. The first few pockets mix detergent and chemicals (bleach, sanitizers, degreasers, etc) in the water and fabric to soak and wash. Augers move the fabric to subsequent pockets, dedicated to rinse functions. Water moves in a counter flow direction to the laundry and is therefore used several times before being sent to the drain.

At the end of the tunnel the washed fabric is removed automatically in the form of a large cake, mechanically compressed before being fed into the line of dryers. Water consumption rates typically found in these washers are approximately 7.5l per kilo of wash, or about two-thirds that of the typical washer-extractors.



Surface Cleaning

Surface cleaning can be carried out as a wet or dry process depending on factors including: the potential soils present, the product, the process and the type of equipment. As with manual cleaning, the accurate dilution of any cleaning agent or disinfectant is crucial to effective cleaning. To achieve the required hygiene result it is vital that the surface to be disinfected is free of soils or chemical residues as when these are present, it could prevent the disinfectant working as it should. SEKO spray and foam systems, as well as our dilution and dosing systems, help ensure the most effective cleaning process.



OPL Basic



On premise laundry made easy

OPL Basic features SEKO's design know how for easy installation, straightforward operation and with a low maintenance requirement. All of this plus of course, a design that ensures user safety and equipment reliability. The OPL Basic Series offers a wide range of single and/or two product timed systems for liquid and dry product applications for machines up to 25kg.

OPL Basic accepts program run times of 0 - 10 minutes and has an easy calibration method of programming. The built-in lock out time prevents repeat dispensing of product from 0 - 75 minutes with dip switch settings. When the lock out time expires, the pump or solenoid valve will restart, if signalled.

By using an internal trimmer, OPL Basic can delay the start of the pump from 0 - 5 minutes until the OPL Basic receives a signal, dispensing won't begin until after the programmed delay time. An optional LED and buzzer signals an empty product warning.



Features

- For liquid and dry applications up to 25kg
- Easy to install, calibrate and with a low maintenance requirement
- Dosing activated by washer signal or by manual switch
- Easy access 90 degree cover
- Optional remote switch
- Run time of 0 - 10 minutes
- Flow rate 18 l/h

Advantages

- Dip switches, trimmers and jumpers make calibration and programming quick and easy. Front cover opens to 90 degrees for easy access to connections
- Easy installation minimum maintenance. Simply run the tubing and connect to the power supply. Easily mounted and removed with built in mounting brackets. No special tools required
- Safety & Reliability. All settings are made inside the cabinet to discourage tampering. SekoFlex and SekoBril squeeze tubing, are equipped with inlet-outlet fittings for fast and safe connections
- Lock out time prevents repeat dispensing of product from 0 - 75 minutes
- Delay time. Using an internal trimmer, delay the start of the pump 0 - 5 minutes
- Alarms Optional: LED and buzzer signals an empty product warning
- Remote Control. An optional remote switch is available with 5m of cable

OPL Basic

Power supply: 100 - 240 Vac, 50/60 Hz

Flow rate: 15 l/h

OPL Basic Evo



Two-three pumps systems for OPL laundry

As an evolution of the SEKO OPL Basic model, OPL Basic EVO was specifically studied for OPL laundries requiring a cost-effective system and where a 2/3 product solution was required.

With a small footprint, for confined spaces, simple installation and use, and featuring our Transaxle Technology offering longer life and with reduced squeeze tube consumption, the OPL Basic EVO is perfect for installation in the smallest OPL premises, commonly found in care homes and smaller hotels.

The 2 or 3 pumps are independently programmable, and OPL Basic EVO features the option of being set in "Sequence" mode to ignore the triggers of the previous washing phases.



Features

- OPL Basic EVO designed where a cost-effective system, with a 2/3 product solution is required.
- Simple to install and use and featuring our Transaxle Technology
- Reduced dimensions make the OPL Basic EVO perfect for installation in narrow spaces
- 2 or 3 pumps are independently programmable, and OPL Basic EVO features the option of being set in "Sequence" mode to ignore the triggers of the previous washing phases
- Programming mode uses the multilingual, alphanumeric display with specifically designed software and preloaded data
- Optionally available with a flush manifold

Advantages

- Dip switches, trimmers and jumpers make calibration and programming quick and easy. Front cover opens to 90 degrees for easy access to connections
- Easy installation minimum maintenance. Simply run the tubing and connect to the power supply. Easily mounted and removed with built in mounting brackets. No special tools required
- Safety & Reliability. All settings are made inside the cabinet to discourage tampering. SekoFlex and SekoBril squeeze tubing, are equipped with inlet-outlet fittings for fast and safe connections
- No special tools required
- Safety & Reliability
- All settings are made inside the cabinet to discourage tampering
- Optional remote manual switch also available

OPL Basic EVO

Power supply: 100 - 240 Vac, 50/60 Hz

Flow rate: 15 l/h

Smart Plus P



Smart systems for smart laundries

Smart Plus P combines technological development in peristaltic systems with guaranteed reliability for chemical dosing in commercial laundry machines. Specific innovations and the accurate design of all mechanical parts make it able to manage each dosing formula and to ensure high quality performance.

Smart Plus P is designed for commercial sized washers up to 25kg, configurable for 2 to 7 peristaltic pumps. Ease of installation and connection are inbuilt with the Series Plus P coming with a front cover that opens to 85 degrees allowing easier electrical connections.

Smart Plus P doses up to 3 chemicals simultaneously. The systems tubing is always equipped with inlet/outlet fittings for fast and safe connection. Smart Plus P has IP65 degree protection and class 2 electrical insulation which requires no further ground connection.



Features

- Manages 2-7 Pumps
- Power consumption 30W max
- 6 trigger inputs 20 - 265 Vac
- Flushing Manifold included
- Santoprene squeeze tubing
- Control/Formula selector

Smart Plus P

Power supply:	100 - 240 Vac, 50/60 Hz
Flow rate:	15 l/h

Smart R Plus P



Smart systems for smart laundries

The Smart R Plus P model comes with relay mode operation. Pumps run as long as their respective signals are present, but run times, delay times and formulas are disabled.



Features

- Based on the Series Plus P but with relay mode operation



Smart Plus H

Smart systems for smart laundries

Smart Plus H combines technological development in peristaltic systems, with guaranteed reliability for chemical dosing in industrial laundry machines. Specific innovations and the accurate design of all mechanical parts make it able to manage each dosing formula and to assure high quality performance.

Designed for any industrial sized washers over 25kg up to 300kg, managing up to 7 pumps and handling up to 20 wash formulas, each one with unique run times and delay times for each pump. A flushing manifold is included as standard ensuring the best performance of chemical dosing.



Features

- Designed for industrial sized washers over 25kg up to 300kg
- Manages up to 7 pumps and handling up to 20 wash formulas, each one with unique run times and delay times for each pump

Advantages

- Power consumption 100W Max
- 6 input signals
- IP65 enclosure and class 2 electrical insulation

Smart Plus P

Power supply:	100 - 240 Vac, 50/60 Hz
Flow rate:	30 - 120 l/h



Smart R Plus H

Smart systems for smart laundries

The Smart R Plus H comes with relay mode operation. The pumps run as long as their respective signals are present, while run times, delay times and formulas are disabled.



Features

- Based on the Series Plus H but with relay mode operation

Smart Spring

Smart systems for smart laundries



Smart Spring is a system designed to control a motor driven or solenoid dosing pump instead of peristaltic pumps (pumps not included). The new system can operate in programmable mode (triggered by signals) or in relay mode. Aimed squarely at the largest tunnel laundry machines, Smart Spring has great flexibility due to its modular build.

Smart Spring triggered via signals from laundry machines, up to 20 wash formulas capacity, each having unique active times and delay times for each relay outputs.

Smart Spring R with relay mode operation. Relay outputs active as long as their respective signals are present. Activation times, delay times and formulas disabled.



Features

- Designed to control a motor drive or solenoid metering pumps, instead of peristaltic pumps
- System can operate in a programmable mode (triggered by signals) or in relay mode
- Smart Spring can handle up to 20 wash formulas and can dose 3 chemicals simultaneously
- Ideally suited to tunnel machines with their high turnover
- Power relay for heavy duty loads

Maximum flexibility

- Available in versions from 7 relay outputs covering a wide dosage range
- Power relay for heavy duty loads
- Able to dose up to 3 chemical products simultaneously
- Plastic enclosure
- 7 relay outputs connection electrical circuit
- Front cover opens to 85 degrees allowing easier electrical connections
- IP65 protection rating and class 2 electrical insulation (no ground connection required): equipped with tamper resistant devices
- Easy maintenance, no special tools required and easy wall mounting or removing thanks to the built-in mounting brackets

Smart Accessories

Smart systems for smart laundries



Smart Programmer

The brain within every professional laundry installation, the programmer is the critical element of the whole system. SEKO has developed a programmer capable of managing the entire Smart range of laundry pumps in a single model, which makes end user training simple and easy, reducing the risk of operational errors.

SEKO's Smart Programmer reflects a complete and advanced linear programming system, to assure total dosing management for the Smart models.

- Manages up to 40 wash formulas, in 2 separate categories with 20 formulas each
- Has 25 programming lines for each washing formula
- Doesn't require a connection to the control unit to be able to program the operations
- Chemical usage data available via serial interface
- "Smart ware" software assures programming and statistic data management by PC
- Autowash function just needs signal combinations from washers to work
- Programming available in: English, Italian, French, German and Spanish
- Program security of password protection



Flush Kit/Flush Manifold

- Easy to install to the underside of the cabinet. Can also be wall-mounted
- Injection fittings equipped with built-in check valves
Position is adjustable for ease of tubing installation
- Pressure switch available as an option
- Flow sensor (on demand)



Levels Control Unit

- 7 inputs with 5m cable

Wash Series

Intelligent laundry dosing at your fingertips

Designed and built on the back of an extensive and in depth understanding of the laundry market, fine tuned in collaboration with customers from around the world, SEKO's Wash Series provides ultimate flexibility for any operator whilst allowing accurate control of the total laundry operation, helping to manage consumption of chemical, water and energy within the overall wash process with class leading management information available as required. Wash Series offers class leading remote control of the dosing equipment from anywhere in the world, allowing ultimate customer support.

Remote management of the dosing systems

The Wash Series uses either a pc, tablet or phone to be programmed and works independently from any operating system/ hardware. It works in any web browser on any internet enabled device. No special software is required, and it can be used with a PC or Mac Computer, or any smart communication device.

Data on Demand

The web connection provides detailed reports providing detailed management information for any operator regardless of their location in the world or the time of day or night. On a purpose-built website, visible on any smart device or PC, operators and managers can access data relating to real time and historic chemical consumption, formula usage, which programs are running on which machine, and whether chemical levels are low or if there is a fault in the system. This on top of information about real time wash loads and total loads washed providing the most important management information for an efficient laundry.



WiFi/Lan direct connection

to allow local programming of the equipment



HTML programming interface

compatible with all internet browsers for any device as PC, tablet and smart device





WashDose Peri

Professional Laundry Dosing System

The WashDose Peri system is aimed at on premise laundry operators. Designed to allow OPL Laundry Managers to control accurately their overall operation, helping to reduce over consumption of chemical, water and energy within the overall wash process. It also offers the possibility to control the dosing equipment anywhere in the world allowing remote customer support.

WashDose Peri can be optionally equipped with a PoD (Proof of Dosing) system, that ensures precise and steady dosage quantity, regardless of any variability in the condition of the chemical product or feeder tube.



Features

- Modular system configurable for up to 16 chemicals and 50 formulas
- Parametric dosing of the wash formula based on the washer extractor capacity
- Reliable communication between modules via CANBus
- Wide range power supply 100 - 240 VAC
- Up to 8 inputs for trigger interface module (SIM) optically insulated 12VDC 24 - 240 VAC
- Turn key system
- Quick uploading and downloading of parameters and formulas

Models available

WashDose Peri xP - Single machine system with multi peristaltic pump, one for chemical

WashDose Peri S - Single machine system with multi solenoid pump, one for chemical



WashMulti Peri

Professional Laundry Dosing System

WashMulti Peri was designed for professional laundries requiring the highest levels of dosing accuracy for washer extractors up to 100kg. The peristaltic multi pump features a high capacity "H" pump head allowing a flow rate of up to 100 l/h. WashMulti Peri also features self-adjusting calibration, making installation and maintenance easy. To further ensure accuracy in dosing, WashMulti Peri as standard comes with a "Proof of Dosing" (PoD) flowmeter which ensures that regardless of tube degradation or flow rate, that the right amount of chemical is dosed reducing wastage and risks of overconsumption.



Features


- Modular system configurable for up to 10 washer extractors, with 16 chemicals and up to 50 formulas
- Parametric dosing of the wash formula based on the washer extractor capacity
- Reliable communication between modules via CANBus
- Wide Range Power Supply 100 - 240 VAC
- Up to 8 inputs for Trigger interface module (SIM) optically insulated 12VDC 24 - 240 VAC
- Turn key system
- Quick uploading and downloading of parameters and formulas



WashMulti Air

Professional Laundry Dosing System

Aimed directly at operators of the larger industrial laundry operations, WashMulti Air is a pneumatic dosing system designed specifically for this application, offering large flow rate dosing capabilities from a single pneumatic diaphragm pump and multiple valve inlets for distribution in a single or double flushing line. As standard WashMulti Air comes with a "Proof of Dosing" flow meter to ensure accurate dilution control and features an inbuilt self-adjusting calibration. As with the other products in the Wash Series, WashMulti Air allows remote management of the dosing system and provides critical management information through the "sekoweb" portal.



Features

- Modular system configurable for up to 10 washer extractors, with 16 chemicals and up to 50 formulas
- Parametric dosing of the wash formula based on the washer extractor capacity
- Reliable communication between modules via CANBus
- Wide Range Power Supply 100 - 240 VAC
- Up to 8 inputs for Trigger interface module (SIM) optically insulated 12VDC 24 - 240 VAC
- Turn key system
- Quick uploading and downloading of parameters and formulas




System with Flexibility

The only laundry dosing system you'll ever need

A bold statement but such is the flexibility of SEKO's Wash Series that we are confident that our claim is true. SEKO's Wash Series provides ultimate flexibility regardless of the size of professional laundry. Its component based design can be specified to make tailoring to a specific need or site easy.

System configuration on initial set up makes the system completely modular. Each item is connected to the CANbus network and needs to be identified. Once completed, all the items can be replaced without the need for further set up, while the same individual items can be identified and replaced should a fault occur, or maybe additional items are needed to expand the capability of the installation.



Level Control Module

Monitors the levels of chemical levels in the containers and accepts up to 8 inputs




Alarm Module

Signals the status of the system using visual and audio alarm signals



Trigger Interface Module

Receives trigger signals from each Washer and transmits them via a CANbus to the system



Distributor Module

Delivers the dosed chemical directly to each washer extractor using valves that are fully compatible with chemicals commonly found in professional laundry operations



Washer Kit

Enables the installation to be expanded to cope with additional needs, post original installation



Washer Formula Selector

Selects the formula for each washer (note this is not required where Autowash mode is present). This helps eradicate the risk of user/operator error as the programs are preselected



Spring MS1 Series

Affordable and effective motor driven pumps

Spring MS1's multiple combinations of pump head and motor power allow the selection of the optimal combination most suited to the specific application. The MS1 Series achieves flow rates between 5.5 - 550 l/h with a pressure of up to 10 bar making it very flexible.

MS1 pumps have a spring return mechanism in a single aluminium housing. Each model can be adjusted to between 0-100% of the total flow rate. This can be done manually or automatically by using the AKTUA actuator which operates with a 4-20 mA signal. In addition, Spring MS1 pumps can be supplied with a single or three-phase electric motor with IP55 protection.



Features

- Capacity: from 80 - 460 l/h
- Max pressure: 10 bar
- Max dosage temperature - SS 316 pump head: 40°C - PP pump head: 40°C
- Stroke rate: 58 • 78 • 116 strokes/minute
- Diaphragm diameter: from 108 - 165 mm
- Motor: standard 0.37 Kw (IP 55)
- Stroke length: 4 mm • 6 mm
- Zero-leakage solution
- Liquid end SS 316 or PP liquid end (standard).



Tekna Evo

Multifunctional solenoid driven dosing pumps

Tekna Series is the range of innovative wall mounted solenoid driven dosing pumps that SEKO has designed following many years of experience working with its customers worldwide. These multifunctional solenoid driven dosing pumps maintain outstanding precision and reliability, critical to any customer, characteristics synonymous with the SEKO name.

Using only premium materials in its manufacture, Tekna's pump head comes as standard in PVDF and with a ceramic ball valve. These features assure high performance for the chosen applications and improve the reliability of the pump assuring the chemical compatibility of the wetted parts.



Features

- Constant or proportional dosing
- PT100 probe input for thermal compensation
- Repetition alarm relay and flow sensor
- 4 - 20 mA output for measure transmission
- Timer function
- Statistics menu and ppm dosing
- Level control inputs & alarm output relay
- Proportional dosing using both analogue (4 - 20 mA) and digital inputs

Surface Cleaning

Peace of mind and brand security

Surface cleaning can be carried out as a wet or dry process depending on factors including; the potential soils present, the product, the process and the type of equipment. As with manual cleaning, the accurate dilution of any diluted cleaning agent or disinfectant is crucial to effective cleaning. To achieve the required hygiene result it is vital that the surface to be disinfected is free of food soil or chemical residues as if these are present, it could prevent the disinfectant working as it should. SEKO spray and foam systems as well as our dilution and dosing systems help ensure the most effective cleaning process.

Application

- Washrooms
- Changing Room/Shower
- Wet Rooms



ProWash



Cleaning & disinfection spray station for of hard washable surfaces

ProWash is a chemical spraying system that constantly and automatically mixes the right quantity of chemicals to clean and/or sanitize large areas in commercial kitchens, supermarket preparation or food industry plants.

ProWash's simple and rugged design is fully compliant with HACCP regulations, and as a system helps reduce water and chemical waste thus preserving the environment and reducing operational costs. Using materials known for their robustness and chemical compatibility, ProWash features high performance suction for optimal operation in all working conditions with a working temperature of up to 50°C.

Available in one or two products with optional BA disconnecter and stainless steel or plastic hose reel:

- ProWash "1 product" for clean/rinse operations
- ProWash "2 products" for clean/rinse/sanitize operations



Features

- Dosage of 1 or 2 chemicals and rinse
- Installation kit included and complete with mounting and suction accessories, inlet hose, discharge hose, gun and tank holder
- Available versions:
 - 1 product
 - 2 products
 - 1 product with BA disconnecter
 - 2 products with BA disconnecter
- Multi-layer hose, improves flexibility and chemical resistant, see page 25 for further information

ProWash

Max temperature:	50°C
Pressure:	from 2 - 6 bar
Dilution ratio:	from 211:1 up to 11:1 (from 0.5% to 10.90%)

Advantages

- Body made of brass nickel plated for greater resistance and robustness
- Internal Venturi extractable and interchangeable, made of PP for a high chemical compatibility
- High performance suction for optimal operation in all working conditions
- 2 product switch designed to be compatible with most of the chemicals
- Food grade quality discharge hose
- Gun with adjustable spray, anti-shock and anti-thermal shock

ProKlyn



Essential spray system for cleaning & disinfection

SEKO's ProKlyn spray system has SEKO's traditional simple and rugged design, making it easily accessible and reliable. Conceived to clean and disinfect by spraying detergent and disinfectant solutions onto floors and other washable surfaces, ProKlyn also helps in reducing water and chemical waste, minimising operational costs.

ProKlyn's brass venturi external body provides greater resistance and robustness, while its inner venturi is made of PP for high chemical compatibility. It's also extractable and interchangeable, making for easy quick maintenance. It's high performance suction guarantees optimal operation in all working conditions.

A simple, sturdy and economical spray system, ProKlyn is available in one or two products with optional BA disconnecter:

- ProKlyn "1 product" (on request) for clean/rinse operations
- ProKlyn "2 products" (standard) for clean/rinse/sanitize operations



Features

- Dosage of 1 or 2 chemicals and rinse
- Installation kit included and complete with mounting and suction accessories, inlet hose, discharge hose, gun and tank holder
- Available versions:
 - 1 product
 - 2 products
 - 1 product with BA disconnecter
 - 2 products with BA disconnecter
- Multi-layer hose, improves flexibility and chemical resistant, see page 25 for further information

ProKlyn

Max temperature:	50°C
Pressure:	from 2 - 6 bar
Dilution ratio:	from 211:1 up to 11:1 (from 0.5% to 10.90%)

Advantages

- Body made of brass nickel plated for greater resistance and robustness
- Internal Venturi extractable and interchangeable, made of PP for a high chemical compatibility
- High performance suction for optimal operation in all working conditions
- 2 products switch designed to be compatible with most of the chemicals
- Food grade quality discharge hose
- Gun with adjustable spray, anti-shock and anti-thermal shock

ProFoam



Dry foam system for difficult to clean surfaces

ProFoam is a chemical foam generator that offers constant and automatic mixing of chemical with water generating a thick creamy foam, maximizing the contact time for deep disinfection of vertical or difficult to reach surfaces. The thickness of the foam reduces water and chemical waste thus reducing operational costs. Designed to meet HACCP requirements, it features a smooth, ergonomic and robust standards body and comes with a food grade, high quality hose and foam lance.

The hose uses industrial grade materials and is certified for use in food industries, included the cleaning of foodstuffs transportation. Made of 5 layers it includes a layer in polyester for additional lifetime and a blue PVC exterior layer that is anti scuff.



Features

- PVC cover: HACCP compliant, smooth, ergonomic and robust
- Food grade high quality hose and foam lance
- Hose rack incorporated
- Installation kit included and complete with mounting and suction accessories, inlet hose, discharge hose, lance and tank holder
- Multi-layer hose, improves flexibility and chemical resistant, see page 25 for further information


ProFoam

Max temperature:	40°C
Pressure:	of air and water from 2 - 6 bar
Dilution ratio:	from 1.5% - 22%

Advantages

- High-quality, dry foam
- Optimal working time for the foam on the surfaces
- Low water consumption
- Requires no additional electrical power supply
- Optional BA device available if required
- EN1717 certified

Multi-layered Hose



Resistant hose up to 70°C at 20 bar

- 1 Light non-marking, grease-resistant, light blue exterior coating
- 2 Intermediate layer of adhesion in soft PVC
- 3 Polyester textile reinforcement
- 4 Intermediate layer of adhesion in soft PVC
- 5 White interior in soft PVC

Thermoclean AI 20® Advantage

Evolution provided by the dual layer design and overlap compared to the old single-layer design:

- Improved flexibility thanks to an adjusted internal wall thickness (white layer which brings the temperature resistance) and the introduction of a more flexible crystal layer
- Optimized chemical resistance due to the concentration of protective agents in the blue layer instead of being dispersed throughout the entire hose

Your Choice, Our Commitment

People choose to do business with SEKO for one or more reasons, but ultimately it is their choice, and therefore they merit our commitment. "Our commitment" is total and not only to our customers, but also to each other and the Company's to its employees.

Vision

TO BE YOUR PARTNER
OF CHOICE FOR DOSING
SOLUTIONS, GLOBALLY

SEKO, is a passionate, dedicated Global Family of Professionals. We listen to each of our Partners and are committed to deliver the right solution in the Hygiene, Water Treatment and Industrial Process markets.

Values

MUTUAL RESPECT, QUALITY
AND SPIRIT OF COLLABORATION

MUTUAL RESPECT

Mutual Respect because doing business is about being able to generate trust between Customer and Supplier. We'll deliver against our commitments, on time and in a transparent fashion, so you can plan for your own business needs.

QUALITY

Quality for SEKO is a 360° reality. It covers not only the design, development, production and delivery of our products and solutions but it runs through the core professionalism of our teams.

SPIRIT OF COLLABORATION

Spirit of Collaboration is fundamental to our success and SEKO prides itself on how we work as a worldwide team, blending multiple country teams and functions to bring solutions to a Customer request or market need from an idea to the real world in very short time, across our global presence and beyond.




Your Choice, Our Commitment

In the modern Globalised world, being a privately owned Company has significant benefits especially for our Customers, our Partners. For over 40 years, SEKO has developed a Global organisation able to take the longer view, manage the pressure of the now, and to plan for the long term, delivering true Partnership for our Customers, with transparency and mutual respect for each other.

Whether it's for our reknown flexibility, our attention to detail, the high-quality products, or just the way we do business, we understand that it's Your Choice to do business with us. It is Our Commitment to fulfill your needs wherever you, our Customers are.



For more information about our portfolio, worldwide locations, approvals, certifications, and local representatives, please visit www.seko.com



SEKO reserves the right to amend and change specifications without prior notice. All pictures shown are for illustration purpose only. Actual product may vary due to product enhancement. Published data may be subject to change.

© SEKO, Layout and origin: UK, 850003 LAUNDR EN V01