






# Nursery Class Autumn 1 (2021): Medium Term Planning

TERM	TOPIC & Focus	Communication & Language/ Literacy	Maths	Understanding of the World					Physical Development (PD)	Expressive Arts & Design (EAD)	Personal, Social & Emotional Development (PSED)
				SCIENCE	GEOGRAPHY	HISTORY	ICT/ DT	RE		Art/DT/ Music	
<b>AUTUMN 1</b> <b>Key questions: What makes me special? How have I changed?</b> <b>Who is special to me?</b>	<b>BABIES</b> 10 little fingers and 10 little toes <u>Finger family rhyme/Open shut them</u>	 <p>Discriminating sounds in the environment.                      Joining in with repeated phrases in stories. Explore imaginative characters.                      Learning new rhymes and songs.</p> <p>Communicating special memories (with family)</p> <p>A baby needs...memory game-basket of things; verbal labelling</p> <p>Recognising our name</p> <p>KEY VOCAB: happy, sad, angry, tired</p>	<p>Finger rhymes – counting in sequence.. 1 little, 2 little, 3 little fingers...</p>  <p>Counting body parts</p> <p>Snap/Matching/ Puzzles</p> <p>Introduction to time (timetable)                      Days of the week</p> <p>Begin to model counting as we compare quantities, more/less</p>	<p>Similarities and differences – picture aids – how can we tell this is you as a baby</p> <p>Our bodies-naming and identifying body parts</p> <p>Using mirrors</p>	<p>Getting to know our school environment.</p> <p>Exploring Early Years environment.</p>	<p>Baby Photos</p> <p>When we were babies... Compare then and now.</p> <p>What can we recall?                      What did we look like?</p>  <p>Make a family flap book</p>	<p>Introduce IWB.</p> <p>Role play props e.g. cooker, telephone etc.</p>	<p>Belonging to; family, school etc.</p> <p>Special times with family – oral history &amp; family photos</p> <p>Who is in my family?                      What does my family look like?</p> <p>Harvest time</p>	<p>WAKE UP, SHAKE UP</p> <p>Exploring how our bodies move- big and small movements</p> <p>Mark making – link to Cave Baby</p>  <p>Introducing healthy snack time...and oral health (each day)</p>	<p><u>Drawing and Painting</u> images of ourselves</p> <p>Playdough facial features</p> <p>Using a variety of tools, fingers, sponges, brushes, rollers etc.</p> <p>Routine songs and rhymes</p> <p>Role play – home corner – babies</p>	<p>Separating from our grown-ups each morning – saying goodbye</p> <p>Recognising our emotions- focus on - angry, tired, happy, sad</p>  <p>Emotion registration pots (each morning)</p> <p>Jigsaw – being me in my world</p> <p>Learning routines</p> <p>Managing our own needs;                      Washing hands                      Going to the toilet</p>