



# Bierton C of E Combined School

‘Aim High, Achieve Success, Find your Sparkle and Shine.’





Ms Martin

Headteacher  
DSL



Mr Gadsby

Deputy Headteacher  
DDSL  
Curriculum Lead



Mrs Bramley

Assistant Headteacher  
EYFS Leader  
SENDCo  
DDSL



Mrs Tarling

EYFS SENDCo  
Nursery Lead  
Acting EYFS Lead Sept 23  
DDSL



Mrs Moore

Ash Class Teacher  
PSHE Leader



Mrs King

Alder Class Teacher  
Global Neighbours Lead



# FOBS



- School Discos
- Summer Fair
  - Cinenight
- Christmas panto
  - Coaches
- And much more!





# Bierton Out of School Club

## BOSC

### BOSC Leader- Sharon Cooper



# EYFS Framework



- New framework September 2021
- More emphasis of playing to learn time and interactions
- Fewer observations
- Work towards ELGs
- Progress updates through mid-term reports and parents evenings



# Prime Areas:



## Physical Development



## Communication and Language

## Personal, Social and Emotional Development



Literacy



Mathematics



Specific  
Areas:



Understanding the  
World

Expressive arts  
and design





# Forest School



Kit Lists and  
Medical Forms in  
your pack!












# Read, Write, Inc. Phonics





# What is phonics?



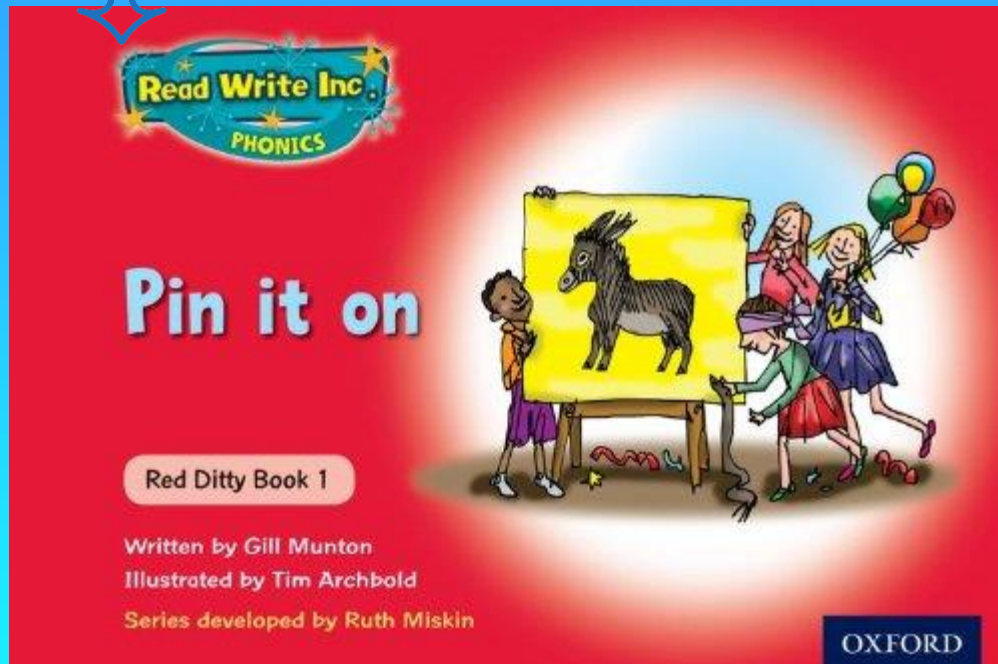
***Phonics is a method of teaching children to read by correlating sounds with letters or groups of letters in an alphabetic writing system.***

- First we teach the children **ONE** way of reading and spelling the English sounds
- The children are given a hook to help them learn to read and spell the sound – pictures which are in the same sound as the letter
- This way, children learn to read and write the sounds really easily
- Within lessons, children then read books and ditties which are closely matched to the sounds they know
- Children do not read books which contain sounds they do not know so that they build confidence and an enjoyment for reading
- Once they can read the initial sounds easily, we then teach them more ways to read the same sound





# Reading books



Once children know all Set 1 sounds and can blend, they can begin to read the Red Ditty books.

***PLEASE NOTE: Your child will not bring home a RWI reading book until they are in Red group. They will bring a picture book home and a Library book.***





# How is RWI taught at Bierton?



- Reception children will be assessed when they first come into school, which will form part of their phonics baseline. This will help us to determine at which point your child should enter the RWI programme
- After a half term of phonics lessons, all children will be assessed again
- Based on their assessments, children are grouped and taught in ability groups
- From this point on, children are reassessed every half term to identify progress made and see if any children might require additional intervention
- As a result, groups will frequently change to ensure children are learning at the correct level



## How can you support your child at home?



- Help us to create a LOVE FOR READING by regularly reading a wide range of books with your child
- Read around the world reward scheme- record in reading records!
- Attend the RWI Parent Workshop in the Autumn term
- Visit the RWI website for more background information
- You can purchase RWI Cards on Amazon-

### **SET 1-**

Read Write Inc. Home: Phonics Flashcards : Miskin, Ruth, Archbold, Tim:  
Amazon.co.uk: Books

### **SET 2-**

Read Write Inc. Phonics: Home More Phonics Flashcards (Read Write Inc.  
Home) : Ruth Miskin, Tim Archbold: Amazon.co.uk: Books



Bounce: a-a-a-apple  
Handwrite: Round the apple,  
down the leaf



Bounce: b-b-b-boot  
Handwrite: Down the laces  
to the heel, round the toe



Bounce: c-c-c-caterpillar  
Handwrite: Curl around the  
caterpillar



Bounce: d-d-d-dinosaur  
Handwrite: Round his bottom,  
up his tall neck, down to his feet



Bounce: i-i-i-insect  
Handwrite: Down the body,  
dot for the head



Bounce:  
j-j-j-jack-in-a-box  
Handwrite:  
down his body  
curl and dot



Bounce: k-k-k-k-kangaroo  
Handwrite: Down the  
kangaroo's body, tail and leg



Stretch: lllleg  
Handwrite: Down the long leg

**PLEASE don't**  
model in uppercase  
letters



# Classroom Routines



- \* Gate opens at 8.40am with registration at 8.55am
  - \* Children need a named water bottle
  - \* All clothes need to be named with full name
- \* On PE days, children to come to school in their kit
- Children need to bring their reading book and record every day
- Children will be collected from their classroom doors at the end of the day at 3:15pm



**It's the little things...**

- Children looking after their belongings
- Toileting
- Knowing what to eat first in their lunch box
- Being able to dress themselves  
What do you put on first?



# Morning drop offs

- First two weeks we will have soft open where you can stay until registration at 8:55am to complete activities with your child
- From Monday 25<sup>th</sup> September you will drop your child at the bear door from 8:40am. A member of staff will be there to escort your child to the classroom
- After half term your child will walk independently from the main brown gate to the bear door where a member of staff will be waiting





# Lunch time



- All EYFS staff present for first 15 mins to assist with settling down and cutting up food etc
- Children can bring in a packed lunch or have a hot school dinner
- Menu and allergy information on website
- Meals ordered through ParentMail and must be ordered at least 5 days in advance
- You will be added onto ParentMail in September- we can provide food for the first few days
- Children show an adult how much they have eaten before going out to play
- If they have eaten enough, they scrape their own plate and put their cutlery, plate and cup on the table near the kitchen ready to be cleaned- we encourage independence!



# Purple Mash



- Online platform (also an APP) where homework will be set weekly- this will usually be a Maths or Literacy activity
- Updates and reminders are often sent through ParentMail
- Photos and videos of the children's learning will be sent through Tapestry
- You can add things from home to your child's Tapestry profile
- If you would like to keep photos/images you will need to do a screen shot
- Logins will be sent home in September



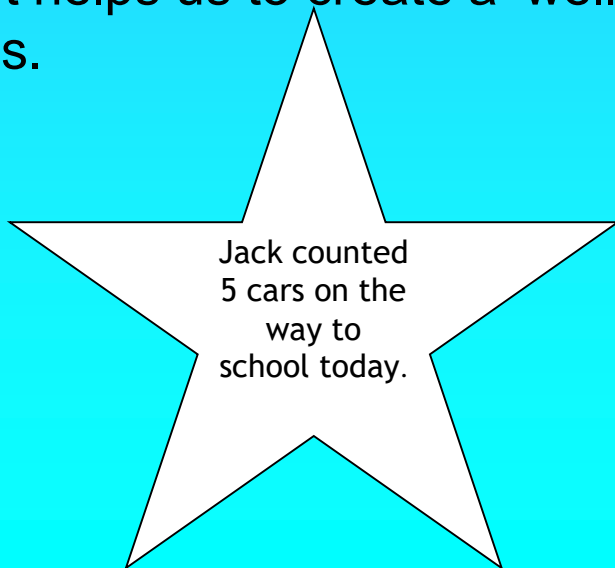


# Star Moments!



**Help us to celebrate your child's achievements...**

- Here in Reception, we get as excited as you do watching your child grow and develop, and would like to celebrate all their achievements - whether they happen at school or at home with you. We would love to hear from you about the things your child enjoys or achieves. It helps us to create a 'well-rounded' picture of who your child really is.



Jack counted  
5 cars on the  
way to  
school today.



Emily rode her  
bike without  
stabilisers at the  
weekend.



# Induction Arrangements



- Stay and Play sessions- Tuesday 27<sup>th</sup> and Wednesday 28<sup>th</sup> June- 3.30-4.30pm
- Nursery visits have taken place
- Transition afternoons- Tuesday 4<sup>th</sup> and Wednesday 5<sup>th</sup> July
- All children start full time- Tuesday 5<sup>th</sup> September
- Soft open sessions for first two weeks 8.40-8.55am



# **How you can prepare your child for starting school...**

- Fine motor skills
- Holding a pencil
- Reading and writing their name
- Reciting numbers forwards and backwards
- Singing number songs
- Enjoying nursery rhymes and stories together and talking about them
- Play 'Let's get dressed' and putting coats on
- Develop their independence
- Tidy up own toys
- Listening games, Simon Says, Pairs, Snap etc...
- Support your child/children to independently toilet



# Most importantly...



Talk with  
your child.

Communication is the  
**MOST** important thing  
you can support your  
child with!





# What is in your pack?



- Guide for Grown ups
- Guide for Children
- Reception Questionnaire
- Phonics and Number support sheets
- Forest School kit list and medical forms
- Tips for children and parents
- Pupil Premium funding form
- BOSC forms
- School Travel Plan Information
- Reading at home booklet



# Communication:



Throughout the year we will communicate with you through phone calls, email, parents' evenings and reports.

We also hold celebration afternoons throughout the year and special events as a school which you will be invited to.

\*The best way to communicate with your child's class teacher is via email

[eyfs@biertoncombined.bucks.sch.uk](mailto:eyfs@biertoncombined.bucks.sch.uk)



Any questions?

Thank you

Please do not hesitate to come and see  
us with any questions or queries  
throughout the year!





# What do our Early Years Classrooms look like?



Please come and take a look at your child's new classroom in Early Years

