

News and reminders

Christmas play

Just a reminder to please send you child's costume in to school on Monday 5th December in a named carrier bag. If you are having any problems with this then please let us know.

Christingle

The children will need an orange for our Christingle service. Please could they bring it into school on Thursday 15th December.

Christmas Parties

Monday 19th December is our Class Christmas parties. Children may wear mufti clothes to school that day. Please ensure children are suitably dressed for the time of year and that they have a coat in school. For the Christmas Parties, we would like to invite all children to bring their own individual festive snack.

Headlice

Head lice and nits are very common in young children and their families. They do not have anything to do with dirty hair and are picked up by head-to-head contact. There's nothing you can do to prevent head lice but you can help stop them spreading by wet or dry combing regularly to catch them early.

Homework

Just a reminder that homework is set on a Monday and is due by the following Monday.

The homework requirement in year 3/4 is:

- Maths task to be completed on Purple Mash
- 30 minutes across the week on TTRockstars (split into 3 x 10 minutes)
- 30 minutes across the week on Numbots
- Play at least 4 games on Spelling Shed
- Daily reading (complete at least one quiz on Accelerated Reader each week)
- Website for Accelerated Reader: <https://ukhosted93.renlearn.co.uk/6703196>

Superstar learners

Christian Values Certificates: Well done to the following children who have received a Christian Values certificate:

Hazel: Ella-Marie - Love

Holly: Georgia - Cooperation

Pine: Manha - Responsibility, Nefeli - Responsibility

Pear: Freya - Responsibility, Jessica - Responsibility

Top score on TTRockstars	Top score on Spelling Shed
Tanvi (yr4)	Ethan O (yr4)
David (yr3)	Gracie (yr3)
Elira (yr4)	Jas (yr3)

Diary dates

Monday 5th December - Bring in Christmas play costumes

Friday 9th December - Christmas Dinner (for hot dinners)

Thursday 15th December - Bring in an orange for the Christingle

Monday 19th December - Class Christmas parties

Tuesday 20th December - School closes at 1pm.


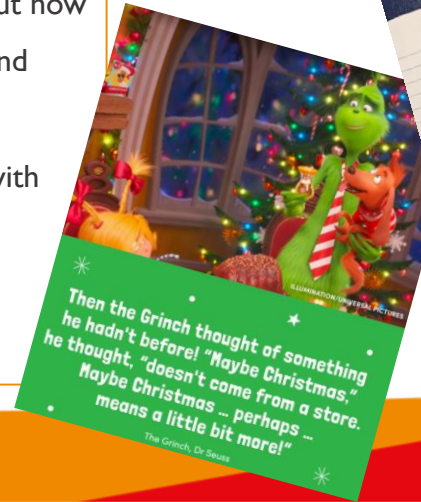
We have started to look at multiplication and division and looking at the links between the 2, 4 and 8 times tables. It has been great to see the children growing in confidence at recalling their times tables facts.

This half term, our focus text has been 'The Street Beneath our Feet', this book looks at the layers of the Earth and how they change as it gets closer to the earth's center. We have been exploring the layers including looking at eh animals that make their homes underground. Next week we will be planning and writing our own explanation texts all about the different layers.

We have started our new Science unit which is all about forces including magnets. We have been exploring different magnets and their uses. We carried out an experiment to see how strong different types of magnets are.



Each week we have class assembly reflecting on a recent event that has been in the news. This week we have been reflecting on what the important things are for Christmas, especially in the wake of the cost of living. The children have been thinking about how they can celebrate the holiday and what is important. They make suggestions like spending time with relatives, making gift and cards themselves.



This half term, our writing focus has stemmed from the short film, 'The Creature'. The short clip shows people trying to help a washed up, stranded whale-like creature, who has been suffocated by our plastic pollutants. We are recording this event in a newspaper report and we have created a heading, strapline and caption. We have also looked at the 5 W's and have had an experience day where we role played as different people in the clip and interviewed each other for some eye witness statements.

We have started our new Science unit which is all about electricity. We have been looking at how to create simple series circuits and troubleshooting have to fix the circuit when the lamp doesn't light up.

Knowledge Organiser Unit: Electricity

Key Question 1

• Can I understand how to work safely with electricity?

Key Question 2

• How is electricity transported?

Key Question 3

• Can I describe the basic parts of a circuit?

Key Question 4


• Can I identify when a lamp will light in a simple series circuit?

Key Question 5

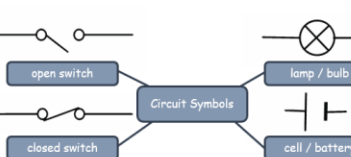
• Can I explain how to recognise electrical conductors and insulators?

Key Question 6

• What is the difference between a series and parallel circuit?



A series circuit



Circuit Symbols

It is very important to be safe with electricity. Electricians are trained to be safe with electrical circuits and equipment.

All metals are good conductors of electricity and materials like rubber are good insulators.

We can conserve energy by:

- Turning off electrical devices
- Turning lights off
- Using renewable sources such as solar and wind power
- Using energy-saving lightbulbs

Key Vocabulary	
Key Word	Meaning
series circuit	A looped circuit where the electricity flows from the positive to negative terminal of the battery.
circuit diagram	Electrical components shown in a picture by using standard symbols.
parallel circuit	A circuit with two or more pathways for the current to flow through.
conductor	Materials which allow electricity to flow through them with ease.
insulator	Materials that do not allow electricity to pass through them with ease.
loop	A complete circuit.
switch	A toggle which is changed by someone as way of controlling an electrical circuit or system.
resistance	A measure of how much an object opposes the flow of electrons.

We are continuing on our multiplication and division quest and have just begun Further Multiplication and Division. We have used some great math's language. Check if your children remember **dividend, divisor, quotient, factor and product.**

Just like Year 3, Year 4 are also looking at comparing the UK to another European city. We are now starting to complete a European study, comparing England with Norway. We have been exploring human and physical features and how these are different in the two countries. We have created a fact file for Norway.