

# ReVISION



## Revision Tip of the Week

IF YOU STUDY TO  
**REMEMBER,**  
YOU WILL FORGET,  
IF YOU STUDY TO  
UNDERSTAND,  
YOU WILL  
**REMEMBER!**


KNOWLEDGE IS  
**POWER,**  
BUT  
ENTHUSIASM PULLS  
THE  
**SWITCH!**

FOR EVERY  
**MINUTE**  
SPENT ORGANISING,  
AN HOUR IS  
**EARNED!**

AN ORGANISED  
**SPACE**  
CREATES CLARITY  
AND  
CLARITY ATTRACTS  
**SUCCESS!**

# About this Module

- A half term of revision tips
- Build revision skills
- Show practical examples
- Building into a Revision Tips of the Week Booklet for each student
- Each week we will start with an **“It’s all in the Stats”** starter activity as a discussion point or task
- Resources will be added to the common drive each week so you can access them or email them home to help you



# IT'S **ALL** ~~THE~~ **STATS**

- There are lots of benefits to starting your revision early
  - **How many can you think of?**



# IT'S **ALL** ~~THE~~ **STATS**

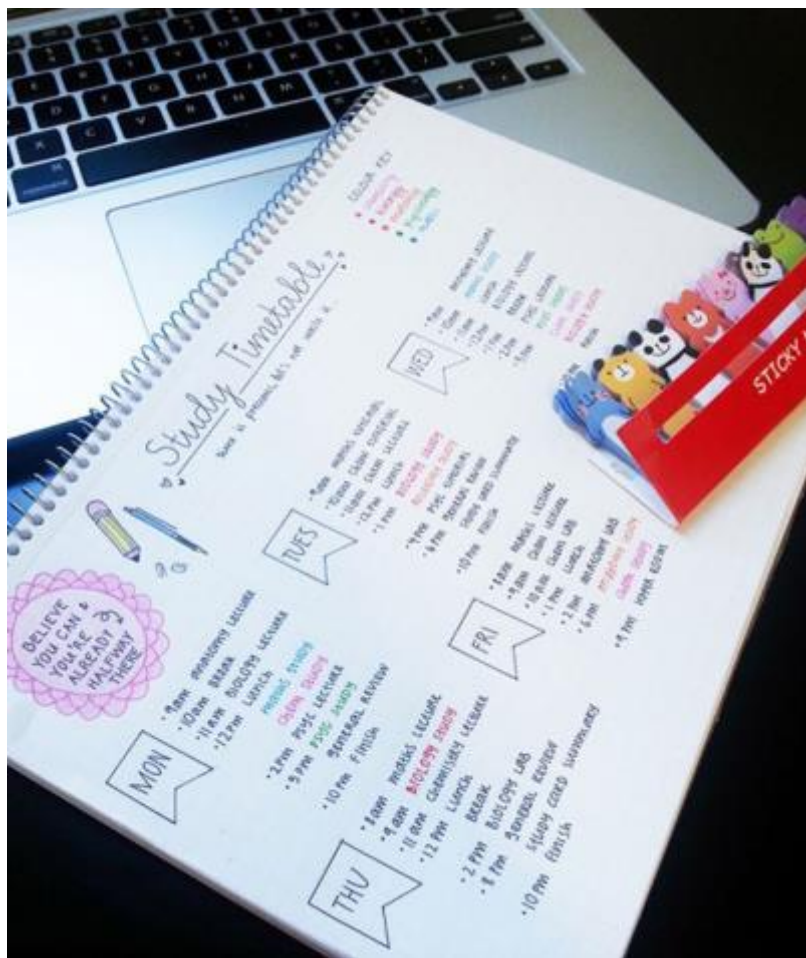
- Less stressful
- Time to explore different revision techniques
- Avoids cramming
- Gives time for exam paper practice
- Factors in break and lunch time plus “YOU” time



# 1 Getting Started – Get Planning

- Having exams come up can be daunting!
- Most people don't know where to start!
- Well.... the best way to have it all under control is to have a revision timetable
- Here are 10 examples and ideas to give you inspiration!

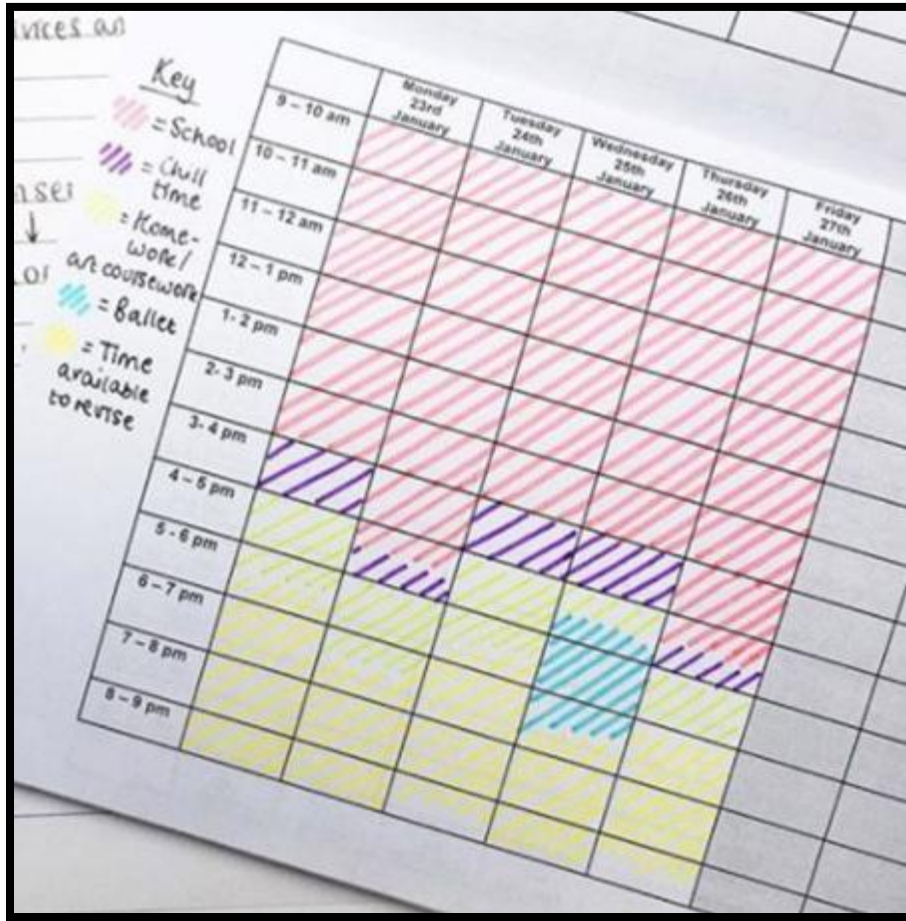




- Add in time for breaks and lunch – its important to keep eating and hydrated!
- Be realistic – you are more likely to do it if you don't put too much pressure on yourself!







- Colour code your revision guide to show other commitments:
  - School time
  - Chill time
  - Homework
  - Other activities





- If a weekly planner stresses you out... why not have a daily planner instead?







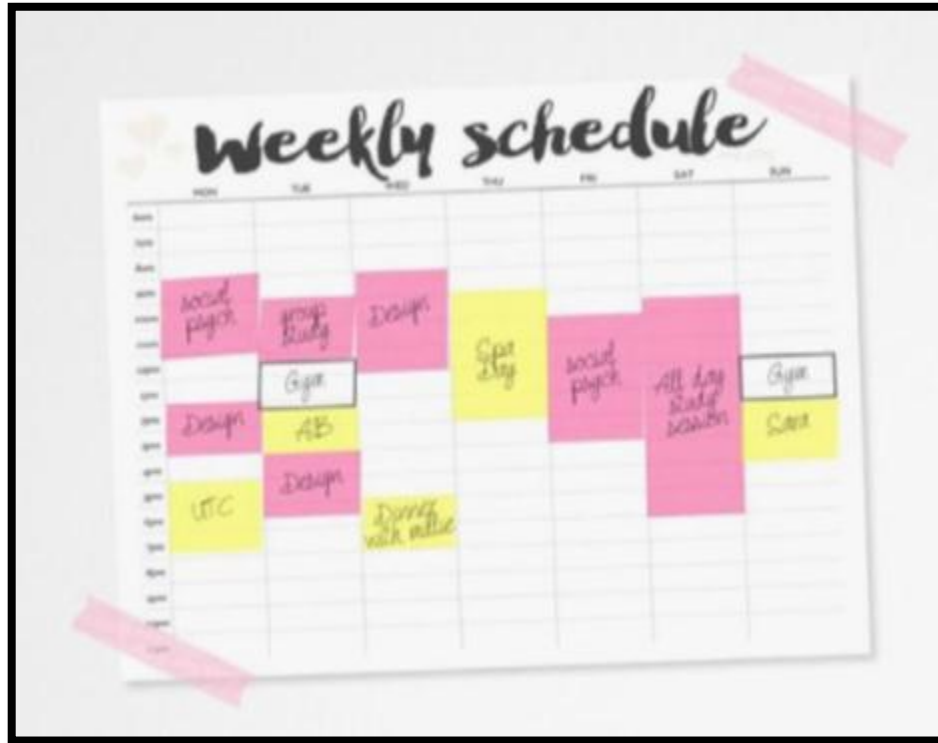
- Use a monthly overview revision timetable as a visual representation on your wall
- You can remove it month by month to represent how long you have until you finish!





- Add happy notes or inspirational quotes to help inspire you!
- Or... add them as you go along to make you focus on something positive!





- Use masking tape to stick it to your wall
- This way you can take it down without damaging the paintwork!
- You can also move it to where you are revising – parents, grandparents, friends, weekends away...




*twenty-four-seven weekly planner*

| Time  | Friday    | Saturday | Sunday | Monday | Tuesday | Wednesday | Thursday | Friday | Saturday | Sunday |
|-------|-----------|----------|--------|--------|---------|-----------|----------|--------|----------|--------|
| 6:00  | sleep     | sleep    | sleep  | sleep  | sleep   | sleep     | sleep    | sleep  | sleep    | sleep  |
| 8:00  | get up    | get up   | get up | get up | get up  | get up    | get up   | get up | get up   | get up |
| 9:00  | school    | school   | school | school | school  | school    | school   | school | school   | school |
| 11:00 | school    | school   | school | school | school  | school    | school   | school | school   | school |
| 12:00 | school    | school   | school | school | school  | school    | school   | school | school   | school |
| 13:00 | school    | school   | school | school | school  | school    | school   | school | school   | school |
| 14:00 | school    | school   | school | school | school  | school    | school   | school | school   | school |
| 15:00 | school    | school   | school | school | school  | school    | school   | school | school   | school |
| 16:00 | school    | school   | school | school | school  | school    | school   | school | school   | school |
| 17:00 | dinner    | dinner   | dinner | dinner | dinner  | dinner    | dinner   | dinner | dinner   | dinner |
| 18:00 | geography | cooking  | dinner | maths  | science | maths     | science  | maths  | science  | maths  |
| 19:00 | relax     | relax    | relax  | relax  | relax   | relax     | relax    | relax  | relax    | relax  |
| 20:00 | english   | relax    | relax  | relax  | relax   | relax     | relax    | relax  | relax    | relax  |
| 21:00 | bath      | French   | relax  | French | relax   | French    | relax    | French | relax    | French |
| 22:00 | sleep     | bath     | relax  | relax  | relax   | relax     | relax    | relax  | relax    | relax  |
| 23:00 | sleep     | sleep    | sleep  | sleep  | sleep   | sleep     | sleep    | sleep  | sleep    | sleep  |
| 00:00 | sleep     | sleep    | sleep  | sleep  | sleep   | sleep     | sleep    | sleep  | sleep    | sleep  |
| 01:00 | sleep     | sleep    | sleep  | sleep  | sleep   | sleep     | sleep    | sleep  | sleep    | sleep  |
| 02:00 | sleep     | sleep    | sleep  | sleep  | sleep   | sleep     | sleep    | sleep  | sleep    | sleep  |
| 03:00 | sleep     | sleep    | sleep  | sleep  | sleep   | sleep     | sleep    | sleep  | sleep    | sleep  |
| 04:00 | sleep     | sleep    | sleep  | sleep  | sleep   | sleep     | sleep    | sleep  | sleep    | sleep  |
| 05:00 | sleep     | sleep    | sleep  | sleep  | sleep   | sleep     | sleep    | sleep  | sleep    | sleep  |

- Add in enough break time for you to do something nice!
- Remember, to add in eat, drink, sleep, bath etc
- If you know you need a lie in at the weekend – add it in!
- This timetable is a good example of this in action!





- Use post-it notes instead of writing onto the revision timetable
- This way you can change the order or amend the content without needing to re-write it all!







- Add in a notes section on the front or back of your revision timetable
- This way you can add in reminder, points to revisit etc





**REVISION TIME TABLE**

|           | 4:30 - 5:00 | 5:00 - 5:30 | 5:30 - 6:00 | 6:00 - 6:30        | 6:30 - 7:00        | 7:00 - 7:30        | 7:30 - 8:00        |
|-----------|-------------|-------------|-------------|--------------------|--------------------|--------------------|--------------------|
| one       | homework    | homework    | homework    | later revision     | later revision     | later revision     | later revision     |
| two       | homework    | homework    | homework    | comentary revision | comentary revision | comentary revision | comentary revision |
| three     | homework    | homework    | homework    | maths revision     | maths revision     | maths revision     | maths revision     |
| day four  | homework    | homework    | homework    | chemistry revision | chemistry revision | chemistry revision | chemistry revision |
| day five  |             |             |             | homework           | homework           | homework           | homework           |
| day six   | homework    | homework    | homework    | biology revision   | biology revision   | biology revision   | biology revision   |
| day seven | homework    | homework    | homework    | english revision   | english revision   | english revision   | english revision   |
| day eight | homework    | homework    | homework    | physics revision   | physics revision   | physics revision   | physics revision   |
| day nine  | homework    | homework    | homework    | graphics revision  | graphics revision  | graphics revision  | graphics revision  |

- Split the day up into ½ hour chunks
- Switching revision increases focus and avoids boredom!





- Pass round the examples
- Discuss them in pairs!
- Check out others – there are lots on Pinterest
- Try a few – you don't have to choose and stick to it!
- If you need access to this presentation – its on the common drive in the Revision Tips folder

