

**This is the ASP default view**

## Forest View Primary School (URN: 139150)

### Key stage 2

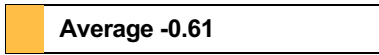
This is provisional data for 2017/18. Any amendments made to this school's data will be reflected when we re-publish the data in a few months. National and local authority benchmarks may also change. Until these changes take effect, you may see differences between data on ASP and Compare school and college performance.

## Progress in reading, writing and maths

#### Reading

Number of pupils = 38

Pupils with adjusted scores = 0




Confidence interval  
-2.5 to 1.3

#### Writing

Number of pupils = 38

Pupils with adjusted scores = 0

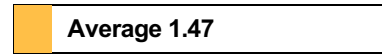


Confidence interval  
-0.9 to 2.7

#### Maths

Number of pupils = 38

Pupils with adjusted scores = 0

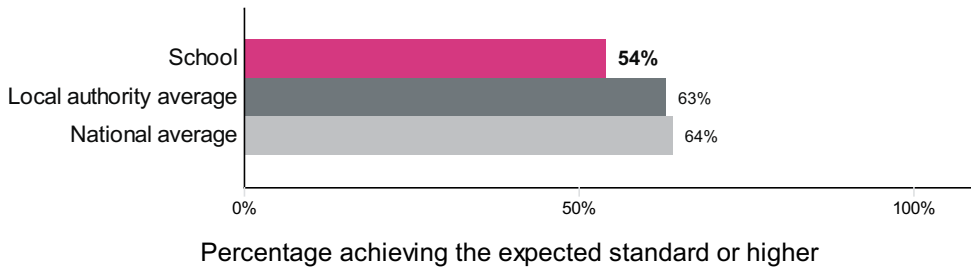


Confidence interval  
-0.2 to 3.2

## Reading, writing and maths combined

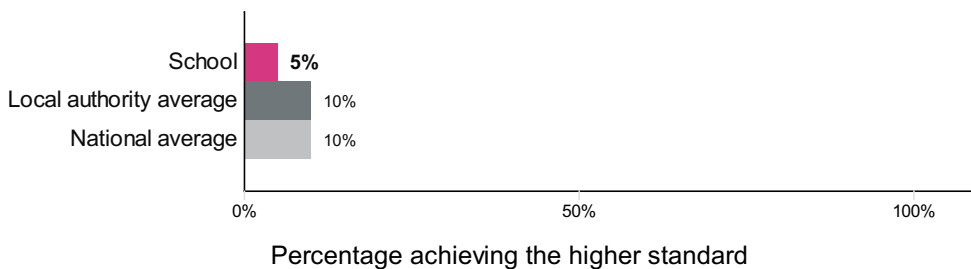
### Percentage of pupils achieving the expected standard or higher

Number of pupils = 41



### Percentage of pupils achieving the higher standard

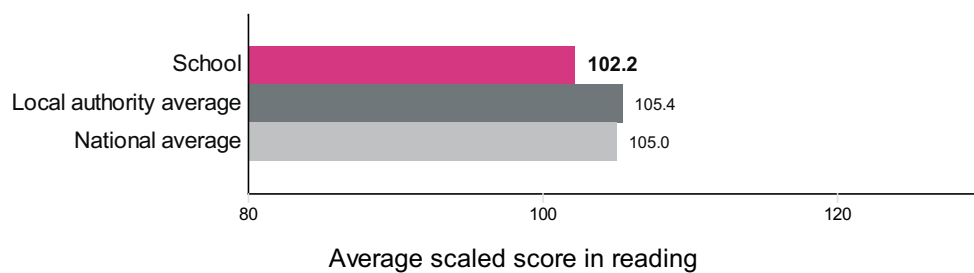
Number of pupils = 41



# Average scaled score in:

## Reading

Number of pupils = 41



## Maths

Number of pupils = 41

