



Forest View Primary School

Autumn Term Homework

Class - Eagles, Hawks, Falcons, Ospreys

Homework due - Friday 21st December 2018

Task 1

This term our topic is 'Stones and Bones'.
We will be learning about the changes in Britain through the Stone Age, Iron Age and Bronze Age.
Design a front cover for our new topic.

Task 2

Use the Stone Age pictures and write the numbers correctly.

Task 3

We have been writing poems in Literacy. Write your own acrostic poem about the Stone Age.
Remember to write your chosen word down the side of the page and make sure the first word on that line begins with that letter.

Task 4

We have been learning about how people lived in the Stone Age. Draw a picture of a Stone Age home and label it.
You could even use natural materials to create a 3D model!

Task 5

In literacy we have been learning about the Stone Age Boy. Write a character description for the Stone Age Boy. Remember to use lots of adjectives in your writing. You could even use prepositions e.g. under ..., on top ..., next to...


Task 6

Unscramble these Stone Age words and spell them correctly. You could even write the word in a sentence to show what it means.





Task 7

Create a poster to show someone how to survive in the Stone Age. What would they need to make fire? What tools would you need? How would you use natural resources?



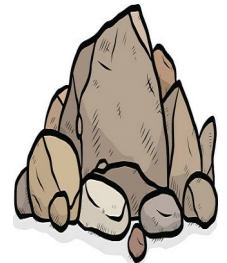
Task 8

Can you crack the code using the Stone Age tally marks.



Task 9

We have been learning about Rocks in Science. Look in your garden/local area. Sketch the rocks that you find. Label the properties of the rocks. Are they smooth? rough? shiny? crumbly?



Task 10

How to Make a Jam Sandwich

- I need: Bread, Butter, Jam, Plate
1. first pick up the knife.
 2. spread the butter across the bread.
 3. next spread the jam across the butter.
 4. put the second piece of bread on top.
 5. cut the sandwich in half with the knife.
 6. place the sandwich on a plate.
 7. serve the sandwich.

We have been learning how to write instructions in our Literacy lessons. Imagine a Stone Age person visited you for a day, write a set of instructions to explain how to complete a task e.g. brushing your teeth, making a sandwich. Remember each instruction should start on a new line and you should include imperative verbs. You could even use adverbs to describe your verbs.

REMEMBER...

- You will receive rewards for every homework task you complete.
- Every time an adult listens to you read at home and signs your link book you will receive an R1.
- Its important to practice your weekly spellings at home. You will receive an R2 if you get all of your spelling correct in your test.
 - It is also important to practice your times tables.