

Year 1 Maths worksheets Friday 7th

Katie Monastero <katiewal@hotmail.co.uk>

Tue 2021-01-05 14:19

To: Sacred Heart Primary - Head <head@sacredheart.primaryluton.co.uk>

Numbers to 20

Chapter
6

Name: _____ Class: _____ Date: _____


Worksheet 1

Counting to 20


1 Circle 10.


Then count on and write the missing numbers.

Example

10 and 1 make $10 + 1 =$

(a)

10 and make $10 +$ $=$




10 and make

$$10 + \text{} = \text{}$$



10 and make

$$10 + \text{} = \text{}$$



10 and make

$$10 + \text{} = \text{}$$

Year 1 Maths worksheets Friday 7th

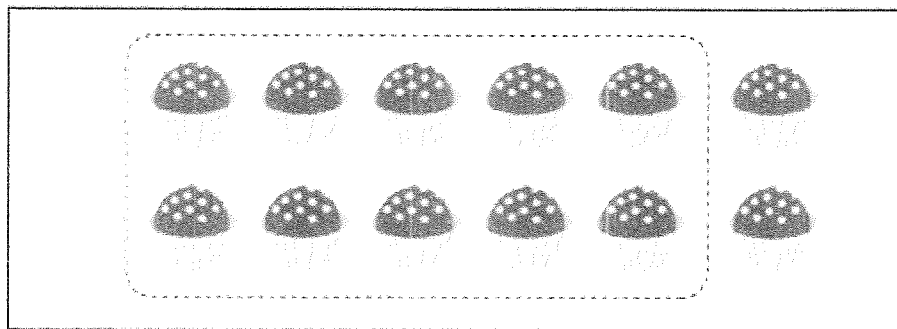
Katie Monastero <katiewal@hotmail.co.uk>

Tue 2021-01-05 14:20

To: Sacred Heart Primary - Head <head@sacredheart.primaryluton.co.uk>

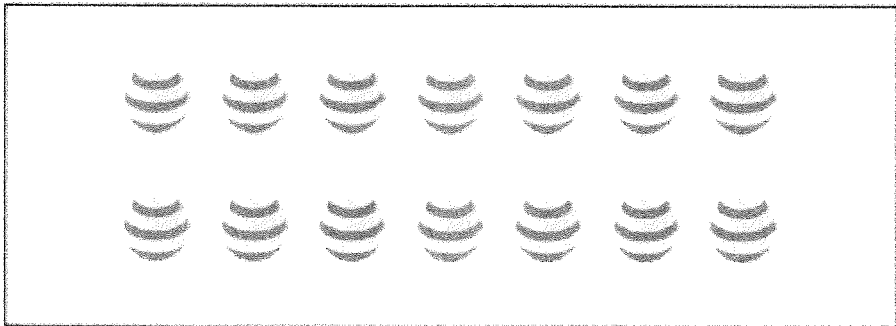
- 2 Make 10 and count.
Write the numbers.

Example




The example shows a rectangular box containing 12 cupcakes arranged in two rows of six. The first ten cupcakes in the top row are enclosed in a dashed-line box. To the right of the entire box is a small square box containing the number 12.

(a)



Problem (a) shows a rectangular box containing 14 crescent moons arranged in two rows of seven. To the right of the box is an empty square box for the answer.

(b)



Problem (b) shows a rectangular box containing 15 dots arranged in two rows: the top row has 8 dots and the bottom row has 7 dots. To the right of the box is an empty square box for the answer.

