

Picture Graphs

Chapter
8

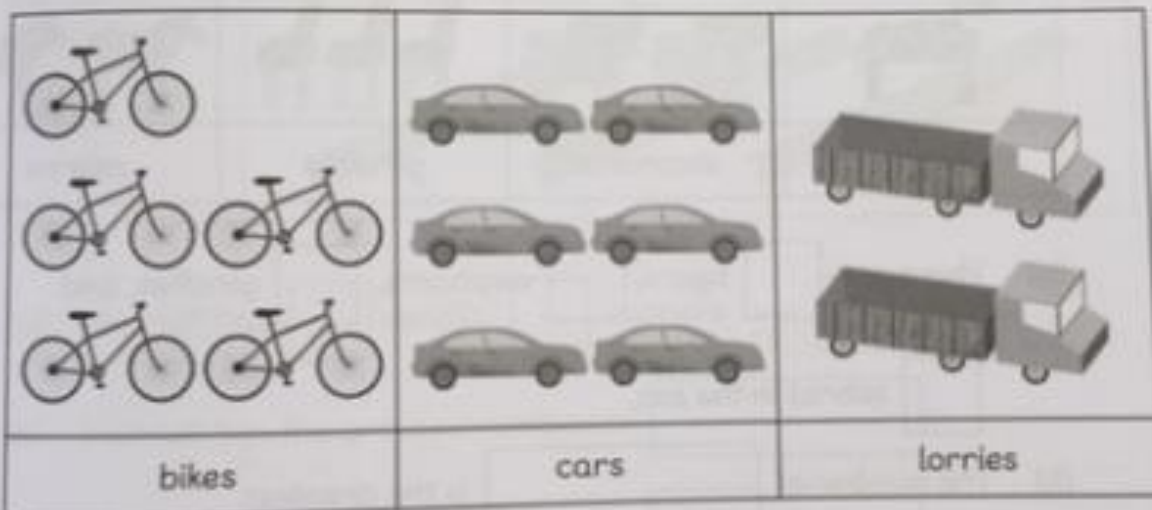
Name: _____ Class: _____ Date: _____

Worksheet 1

Reading Picture Graphs

- 1 The pictogram shows the number of vehicles in a car park. Look at the pictogram and fill in the blanks.


Vehicles in a Car Park



- (a) There are bikes, cars and lorries in the car park.
- (b) The number of is the greatest.
- (c) The number of is the smallest.

- 2 The pictogram shows the number of animals in a zoo. Look at the pictogram and fill in the blanks.


Animals in a Zoo



- (a) There are tigers, elephants, giraffes, and zebras in the zoo.
- (b) The number of is the greatest.
- (c) The number of is the smallest.
- (d) There are more giraffes than elephants.
- (e) The number of elephants is the same as the number of .

- 3 The pictogram shows the different pieces of stationery Hannah has. Look at the pictogram and fill in the blanks.







Hannah's Stationery



- (a) Hannah has pencils, rubbers, and rulers.
- (b) Hannah has the greatest number of .
- (c) Hannah has the smallest number of .
- (d) Hannah has fewer rubbers than pencils.
- (e) Hannah has more pencils than rulers.
- (f) Hannah has pieces of stationery altogether.

- 4 The pictogram shows the number of fruits in a basket.
Look at the pictogram and fill in the blanks.

Fruits in a Basket

apples	
oranges	
pears	
strawberries	
kiwis	
bananas	

- (a) There are fruits altogether.
- (b) The number of is the greatest.
- (c) The number of is the smallest.
- (d) There are more strawberries than oranges.
- (e) There are fewer kiwis than bananas.
- (f) There are as many as .

Name: _____ Class: _____ Date: _____


Worksheet 2

Reading Picture Graphs

1 The pictogram shows the number of pupils queuing at 3 counters in the lunch hall during break.

Look at the pictogram and fill in the blanks.


Number of Pupils Queuing



- (a) There are pupils queuing at the sandwich stall.
- (b) The queue at the stall is the longest.
- (c) The queue at the stall is the shortest.

- 2 The pictogram shows the favourite colour of different children in a group. Look at the pictogram and fill in the blanks.


Favourite Colour



- (a) children choose green as their favourite colour.
- (b) is the favourite colour.
- (c) is the least favourite colour.
- (d) more children choose green than blue as their favourite colour.
- (e) fewer children choose blue than red as their favourite colour.

- 3 The pictogram shows the number of rubbers Elliott, Ruby and Lulu have. Look at the pictogram and fill in the blanks.


Number of Rubbers



- (a) The three children have rubbers altogether.
- (b) has the most rubbers.
- (c) has the least number of rubbers.
- (d) Elliott has more rubbers than Lulu.
- (e) Lulu has less rubber than Ruby.
- (f) has the same number of rubbers as and together.

- 4 The pictogram shows the number of items found in Amira's drawer. Look at the pictogram and fill in the blanks.

Items in Amira's Drawer



- (a) Amira has textbooks and exercise books.
- (b) Amira has the most and the least number of in her drawer.
- (c) Amira has more workbooks than files.
- (d) Amira has 3 more than .
- (e) Amira has as many as .


Name: _____ Class: _____ Date: _____

Worksheet 3

Reading Picture Graphs

1 The pictogram shows the number of prizes won by some children during a game. Look at the pictogram and fill in the blanks.

Number of Prizes Won



(a) The 3 children won prizes altogether.

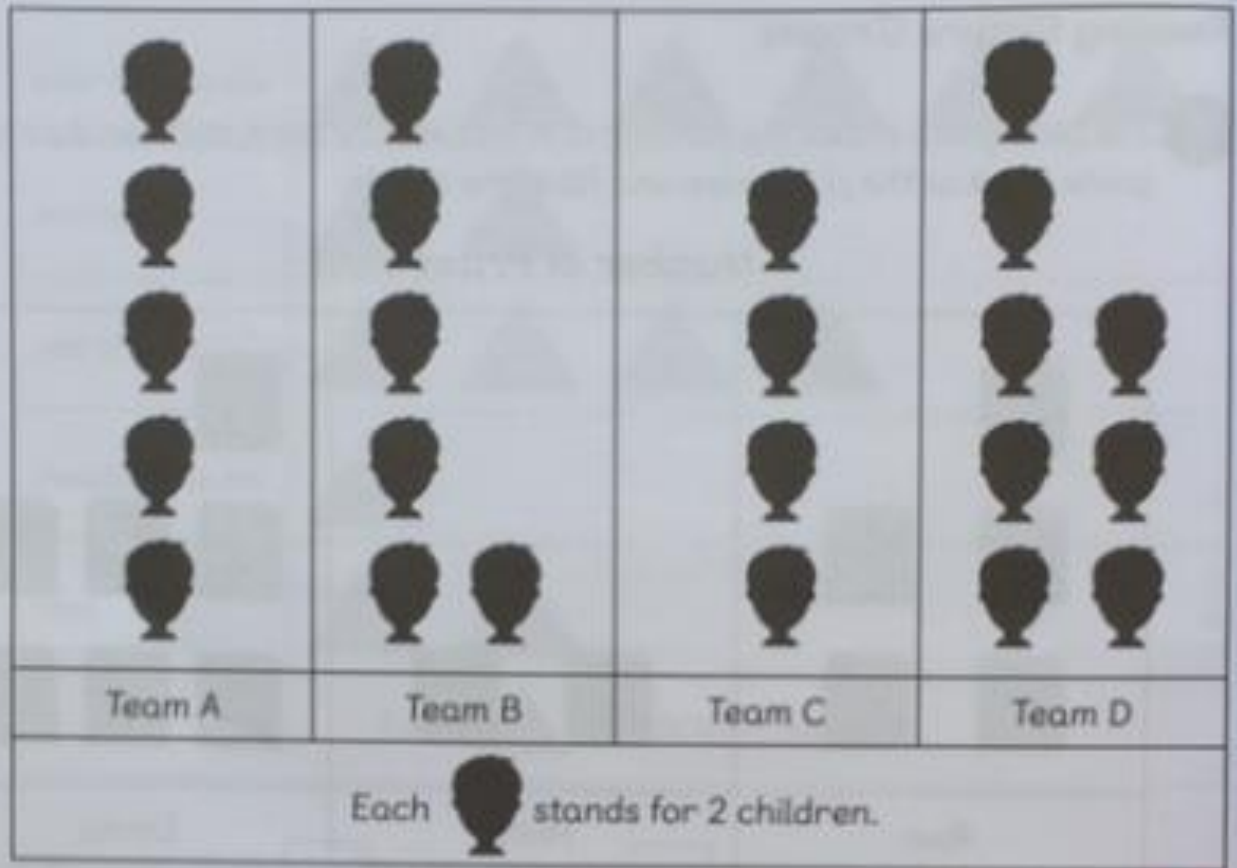
(b) won the most prizes.

(c) won the least prizes.

(d) Ravi won prizes.

- 2 The pictogram shows the number of children in 4 teams.
Look at the pictogram and fill in the blanks.


Children in 4 Teams



- (a) There are children in Team A.
- (b) Team has the most children.
- (c) Team has the least number of children.
- (d) There are more children in Team B than in Team C.
- (e) There are children altogether in both Team A and Team D.

- 3 The pictogram shows the number of paper aeroplanes made by some children. Look at the pictogram and fill in the blanks.


Number of Paper Aeroplanes



- (a) Sam and Lulu made paper aeroplanes altogether.
- (b) made the most paper aeroplanes.
- (c) made the least number of paper aeroplanes.
- (d) Sam made more paper aeroplanes than Lulu.
- (e) Ruby made fewer paper aeroplanes than Charles.
- (f)

- 4 The pictogram shows the favourite food of pupils in a class. Look at the pictogram and fill in the blanks.

Favourite Food



- (a) pupils choose pizza as their favourite food.
- (b) more pupils choose pasta than chicken curry as their favourite food.
- (c) is the favourite food.
- (d) is the least favourite food.
- (e) There are pupils in the class.

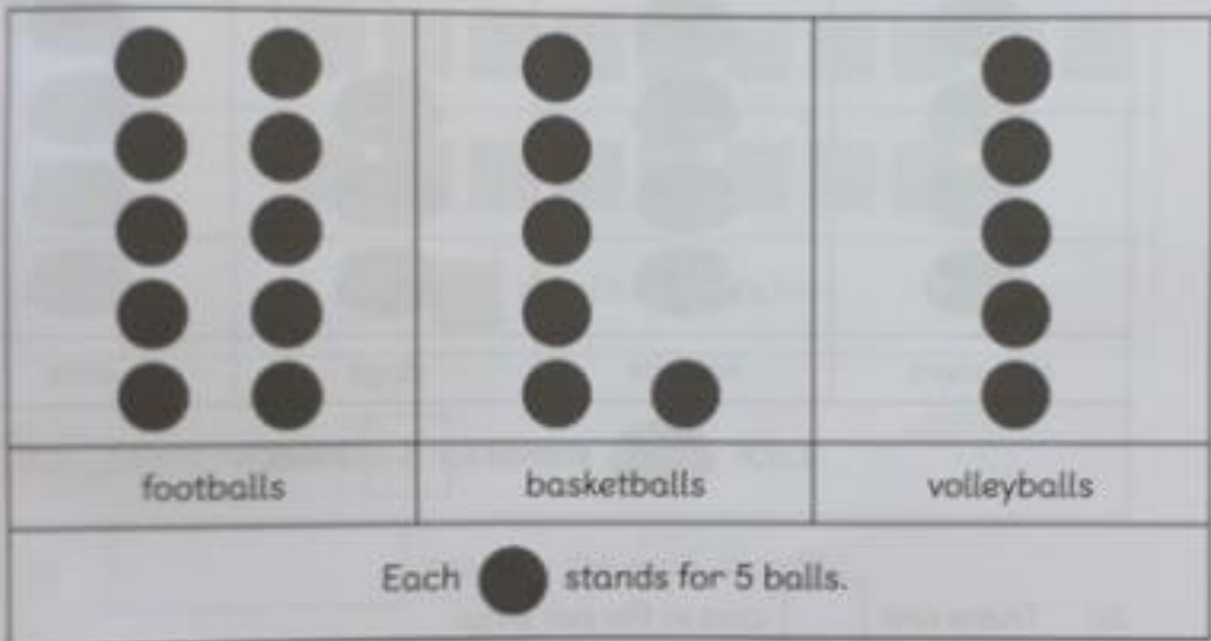
Name: _____ Class: _____ Date: _____

Worksheet 4

Reading Picture Graphs

- 1 The pictogram shows the number of balls in the equipment room. Look at the pictogram and fill in the blanks.

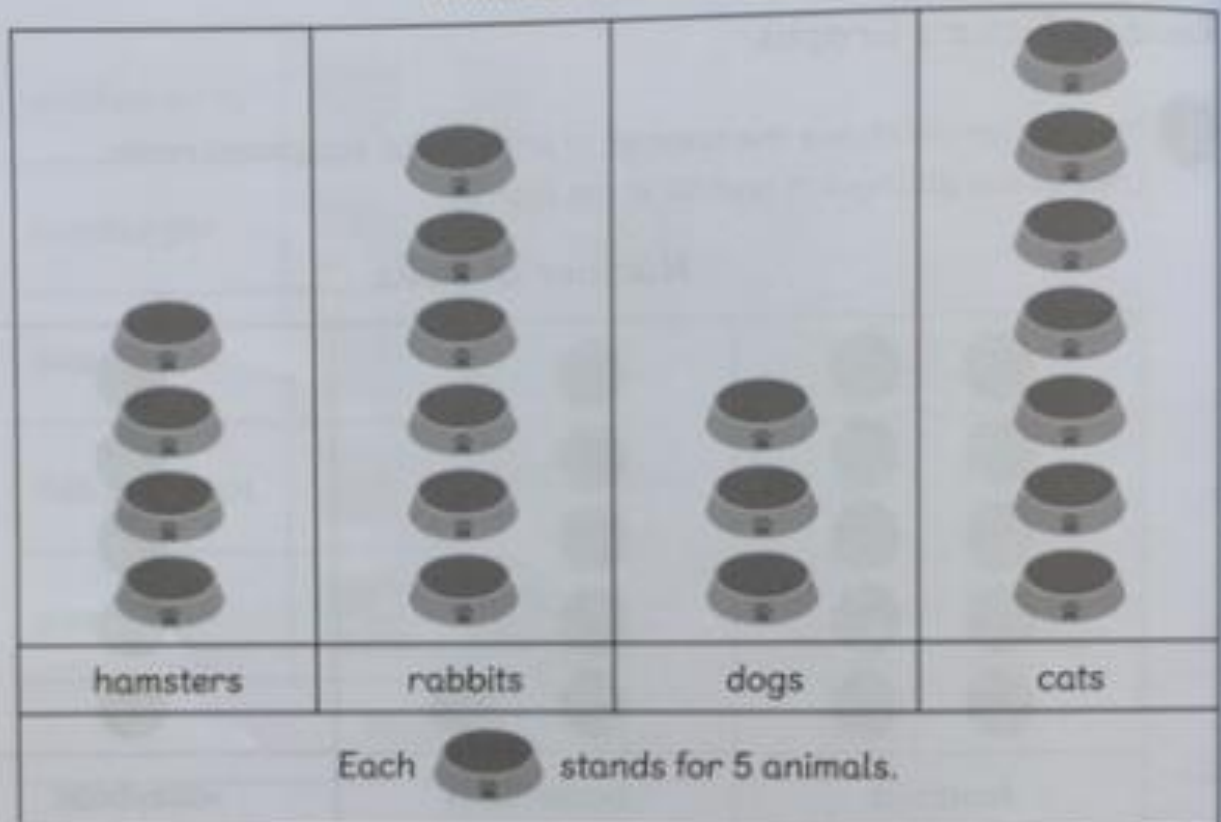
Number of Balls



- (a) There are footballs, basketballs, and volleyballs in the equipment room.
- (b) The number of is the greatest.
- (c) The number of is the smallest.
- (d) There are more basketballs than volleyballs.

- 2 The pictogram shows the number of animals in a pet shop.
Look at the pictogram and fill in the blanks.






Number of Animals



- (a) There are cats in the pet shop.
- (b) The number of is the greatest.
- (c) The number of is the smallest.
- (d) There are more rabbits than dogs in the pet shop.
- (e) There are fewer dogs than hamsters in the pet shop.

- 3 The pictogram shows the number of stickers given to four children. Look at the pictogram and fill in the blanks.







Number of Stickers

Emma	
Ruby	
Ravi	
Elliot	
Each  stands for 5 stickers.	

- (a) Elliott receives stickers.
- (b) receives the most stickers.
He/She receives stickers.
- (c) receives the least number of stickers.
He/She receives stickers.
- (d) receives 10 more stickers than Ruby.
- (e) Ruby receives fewer stickers than Elliott.

- 4 The pictogram shows the number of fruits eaten by Holly in a month. Look at the pictogram and fill in the blanks.

Number of Fruits

apples	
oranges	
pears	
grapefruits	
bananas	
Each  stands for 5 fruits.	


- (a) Holly eats pieces of fruit in a month.
- (b) Holly eats the most in a month.
- (c) Holly eats as many as .
- (d) Holly eats more bananas than pears in a month.
- (e) Holly eats apples and oranges altogether in a month.

Name: _____ Class: _____ Date: _____

Worksheet 5

Reading Picture Graphs


- 1 The pictogram shows the number of pupils in three Year 2 classes. Look at the pictogram and fill in the blanks.



- (a) There are , and pupils in classes 2A, 2B and 2C respectively.
- (b) Class 2 has the most pupils.
- (c) Class 2 has the least number of pupils.

- 2 The pictogram shows the number of beads in a box.
Look at the pictogram and fill in the blanks.


Number of Beads



- (a) There are blue beads in the box.
- (b) The number of beads is the greatest.
- (c) The number of beads is the smallest.
- (d) There are more red beads than white beads.
- (e) There are fewer green beads than blue beads.
- (f) The sum of blue and green beads is the same as the number of beads.

- 3 The pictogram shows the number of stamps collected by four children. Look at the pictogram and fill in the blanks.

Number of Stamps



- (a) Charles and Lulu collected stamps altogether.
- (b) collected the most stamps.
He/She collected stamps.
- (c) collected the least number of stamps.
- (d) collected 30 fewer stamps than Amira.
- (e) collected 40 more stamps than Charles.