

Year 5 Planned Work Schedule

Week beginning Monday 1st June

- At least 20 mins reading daily. Children can now complete quizzes at home and we will track their scores.
- Times tables to be practised using Ten Ticks.
- Spelling list: Attached on last page (Children to practise daily and can complete a written test on Friday please)
- Specific Tasks are detailed on page 3 to help plan your learning. Education City tasks have multiple activities and learning which can be spread throughout the week.

A D&T cooking project is on the next page - this can be completed over the next couple of weeks.

It has been lovely to see the work and other things you have been up to during the time we haven't been able to be together. If you would like to share, please do this on ClassDojo. Invites have been sent out.

Dear Children/Parents and Carers,

We hope everyone is keeping well. Thank you again for all your hard work during these times. Keep up the learning!

Take care, stay safe and God bless.

Miss Treanor, Mrs Kelly and Mrs Murray



Project Work - D&T - Cooking



Over the next couple of weeks, we thought it would be fun to complete a cooking project. This will involve a 2 or 3 course meal designed and prepared by you (with help, if you like). It can be for breakfast, lunch or dinner.

We know that getting certain foods (such as flour, pasta and eggs) can be tricky at the moment so there are lots of recipes on Twinkl (and elsewhere) which do not need these things - we've attached a couple as examples. The menu/meals do not need to be complicated.

You can choose how you present this project (eg: It could be in a folder with photographs, a PowerPoint presentation or just on sheets.) These can be uploaded to ClassDojo and shared with your teacher and class!

Here are some key areas you could focus on:



Bear on Toast

Makes 1 piece

Ingredients

1 slice of fruit loaf
Chocolate spread
3 banana slices
3 blueberries

Equipment

Toaster
Plate
Knife


Method

1. Lightly toast the slice of fruit loaf.
2. Once cooled slightly, spread on the chocolate spread.
3. Carefully place the banana onto the chocolate spread. Use 1 slice of banana for a nose and 2 slices of banana as the ears of the bear.
4. Put a dab of chocolate spread onto a blueberry and place the blueberry in the centre of the slice of banana that is the bear's nose. Place the 2 remaining blueberries between the ears and nose to make eyes.

- Recipes
- Menu
- Ingredients
- Food reviews

Try and make your project as exciting and inventive as you can. You can use writing, photos, drawings, clips, your own house food advisor reviews! It's up to you!

Egg Mayonnaise Sandwiches



Ingredients

4 hard boiled eggs
(prepared in advance)
6-8 tbsp mayonnaise
butter for spreading
4-6 slices bread (white, wholemeal or both)

tip: you could add watercress to these sandwiches, to do this you will need one large bunch.

Equipment

Small bowl
Fork
Knife (Sharp enough to cut bread)

Method

1. Peel the eggs and put into the small bowl. Crush the eggs into small pieces using the back of your fork. Add the mayonnaise.
2. Butter your slices of bread. If you want, you can remove the crusts using the knife.
3. Spread half of the bread with the egg mayonnaise mixture and then put the other slices of bread on top to sandwich them together. If you chose to add watercress, put this in after the egg mayonnaise mixture.
4. To serve, you can either cut the sandwiches in half or into triangles.

It doesn't need to be complicated. Some ideas- Starters: Salad, garlic bread (baguettes chopped and garlic rubbed on top and then roasted in the oven), chopped carrots, peppers with hummus, fruit kebab sticks.
Mains: Pizza (on pitta bread), pasta, cheesy beans on toast, jacket potatoes with fillings.
Desserts: Fruit cocktails with melted chocolate, ice-cream, etc.



Daily Work - Week beginning 1st June

	Subject(s) & Task
Monday	<ul style="list-style-type: none"> • English - Education City- W/B 01.06.20 work • Maths Oak Academy Translation Lesson 1 - https://www.thenational.academy/year-5/maths/an-introduction-to-translation-year-5-wk1-1 • Read and record pages in reading record
Tuesday	<ul style="list-style-type: none"> • English - W/B 01.06.20 work • Maths - Oak Academy Translation lesson 2 - https://www.thenational.academy/year-5/maths/describing-translations-year-5-wk1-2 • Science - Education city Science tasks – W/C 01.06.20 • Read and record pages in reading record
Wednesday	<ul style="list-style-type: none"> • English - W/B 01.06.20 work • Maths - White Rose Maths – Summer 1 Lesson 1 – Decimals up to 2 dp https://whiterosemaths.com/homelearning/year-5/ • Read and record pages in reading record • 15 minutes on Sam learning in target areas
Thursday	<ul style="list-style-type: none"> • English - W/B 01.06.20 work • Maths - White Rose Maths – Summer 1 Lesson 2 – Decimals as fractions – https://whiterosemaths.com/homelearning/year-5/ • Read and record pages in reading record
Friday	<ul style="list-style-type: none"> • English - Extended writing task (see page below for instructions) • Maths- White Rose Maths – Summer 1 Lesson 3 – Decimals as Fractions - https://whiterosemaths.com/homelearning/year-5/ • Read and record pages in reading record • D&T Cooking - Work can be completed over the next two weeks and shared on class dojo

When using the White Rose Maths activities, make sure you scroll down the page to go to the correct week. This week is Summer 1: Lesson 1 then Lesson 2 then Lesson 3. Please watch the lesson video first, then get the activity/sheets, then the activity answers.

Thank you

Friday Extended Writing – Completed in Extended Writing Books or A4 paper

The Invisible Man



Story Starter:

Just minutes before, everything had been completely normal. He had sat eating his breakfast at the kitchen table, as he did every day of his life.

It was only when he looked in the mirror that he realised something was wrong. For several seconds he had panicked, and a sick feeling grew in his stomach. His mouth felt dry and he started to sweat as he sprinted from room to room, trying in vain to find a reflection.

How could this have happened? Of all days, why did it have to be today? This was the most important day of his life. He had to find help...

Planning:

Why is today the most important day of his life?
What is supposed to be happening?
Who is 'he'?
What has happened to him?
When did it happen?
What caused him to finally realise what happened?
How will he find help?
Why is he wearing gloves?
What will he do next?

Imagine you have just turned invisible. Can you draw the first thing you would do?

Some other online resources you can use

Twinkl - Variety of resources for children to work through (including recipes).

BBC Bitesize - <https://www.bbc.co.uk/bitesize/dailylessons> - Variety of videos and lessons. Also on the red button/iPlayer on BBC channels there are lessons children can watch.

Oak National Academy - <https://www.thenational.academy/> - Online classroom for all year groups. This also includes foundation subject and has daily schedules you can follow.

White Rose Maths - <https://whiterosemaths.com/homelearning/> - Daily 20-30 min Maths lessons you can access. Watch video then worksheets related to the learning video.

The Maths Factor - <https://www.themathsfactor.com/>

Authorfy 10 minute challenge - <https://authorfy.com/10minutechallenges/> Challenges set everyday by authors.

Audible - Particular children's books have free access.

Harry Potter at home- <https://www.wizardingworld.com/collections/harry-potter-at-home>



We have been really impressed with the notable increase in reading last week. We have been so pleased to see children trying their best to take quizzes often and moving up their reading range when they score 100%.

Reading Stars (Children who have scored 80%+ in quizzes between Friday 15th-Friday 22nd May)

Weronika, Ema (2 quizzes), Mikey (2 quizzes), Elliott, Shayen, Bertie (2 quizzes), Matei, Sinead, Chuma, TJ, David, Nikola S (2 quizzes), Liana, Sharon (2 quizzes) Reon (5 quizzes), Max, Josiah, Teodora (2 quizzes), Chloe, Adam (3 quizzes) Kai (2 quizzes), Benjamin (2 quizzes), Avik (2 quizzes) and Blanka.

Well done to the children who have sent amazing work through Class Dojo. Here are a few examples of children who've sent some fantastic work:

Samuel for working incredibly hard in all his tasks.

Reon for his really clear 'Broccoli fry' instructions.

Adam for his wonderful description of how to make cupcakes.

Evie for being so enthusiastic towards all tasks.

Bertie for working hard on the presentation of his work.

Shayen for being so engaged in the cooking task.



Spellings can be tested at the end of the week

Year 5 and 6 Statutory Spellings

curiosity

definite

desperate

determined

develop

identity

immediately

individual

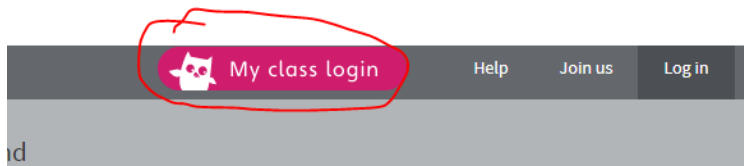
interfere

interrupt

Do not worry that we may have looked at some of these words previously. We will be repeating some of the spelling banks words to get us ready for year 6

As a school we have access to Oxford Owl online. This is the spelling programme we use as a school. We have set up class logins where the children can access some activities.

To access: <https://www.oxfordowl.co.uk/>



Click on this at the top. ↑

Enter log in details.

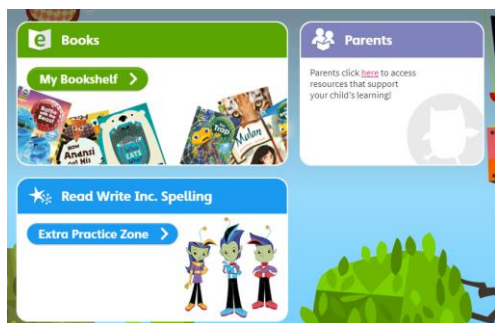
5MT: User - year5mt

Password - sacredheart

Enter log in details.

5LK: User - year5lk

Password - sacredheart



This is the page you will get. You can access books as well as the Read Write Inc spelling extra practice zone.

Click in Extra Practice zone and children can work through a couple of these to help with their spellings.