

Year 5 Planned Work Schedule

Week beginning Monday 8th June

- At least 20 mins reading daily. Children can now complete quizzes at home and we will track their scores.
- Times tables to be practised using Ten Ticks.
- Spelling list: Attached on last page (Children to practise daily and can complete a written test on Friday please)
- Specific Tasks are detailed on page 3 to help plan your learning. Education City tasks have multiple activities and learning which can be spread throughout the week.

A D&T cooking project is on the next page - this is the second week of the project.

It has been lovely to see the work and other things you have been up to during the time we haven't been able to be together. If you would like to share, please do this on ClassDojo. Invites have been sent out.

Dear Children/Parents and Carers,

We really do appreciate everything that you are all doing during these unusual times to continue to learn and progress. Keep smiling

Take care, stay safe and God bless.

Miss Treanor, Mrs Kelly and Mrs Murray



Project Work - D&T - Cooking



Over the next couple of weeks, we thought it would be fun to complete a cooking project. This will involve a 2 or 3 course meal designed and prepared by you (with help, if you like). It can be for breakfast, lunch or dinner.

We know that getting certain foods (such as flour, pasta and eggs) can be tricky at the moment so there are lots of recipes on Twinkl (and elsewhere) which do not need these things - we've attached a couple as examples. The menu/meals do not need to be complicated.

You can choose how you present this project (eg: It could be in a folder with photographs, a PowerPoint presentation or just on sheets.) These can be uploaded to ClassDojo and shared with your teacher and class!

Here are some key areas you could focus on:



Bear on Toast

Makes 1 piece

Ingredients

1 slice of fruit loaf
Chocolate spread
3 banana slices
3 blueberries

Equipment

Toaster
Plate
Knife


Method

1. Lightly toast the slice of fruit loaf.
2. Once cooled slightly, spread on the chocolate spread.
3. Carefully place the banana onto the chocolate spread. Use 1 slice of banana for a nose and 2 slices of banana as the ears of the bear.
4. Put a dab of chocolate spread onto a blueberry and place the blueberry in the centre of the slice of banana that is the bear's nose. Place the 2 remaining blueberries between the ears and nose to make eyes.

- Recipes
- Menu
- Ingredients
- Food reviews

Try and make your project as exciting and inventive as you can. You can use writing, photos, drawings, clips, your own house food advisor reviews! It's up to you!

Egg Mayonnaise Sandwiches



Ingredients

4 hard boiled eggs
(prepared in advance)
6-8 tbsp mayonnaise
butter for spreading
4-6 slices bread (white, wholemeal or both)

tip: you could add watercress to these sandwiches, to do this you will need one large bunch.

Equipment

Small bowl
Fork
Knife (Sharp enough to cut bread)

Method

1. Peel the eggs and put into the small bowl. Crush the eggs into small pieces using the back of your fork. Add the mayonnaise.
2. Butter your slices of bread. If you want, you can remove the crusts using the knife.
3. Spread half of the bread with the egg mayonnaise mixture and then put the other slices of bread on top to sandwich them together. If you chose to add watercress, put this in after the egg mayonnaise mixture.
4. To serve, you can either cut the sandwiches in half or into triangles.

It doesn't need to be complicated. Some ideas- Starters: Salad, garlic bread (baguettes chopped and garlic rubbed on top and then roasted in the oven), chopped carrots, peppers with hummus, fruit kebab sticks.
Mains: Pizza (on pitta bread), pasta, cheesy beans on toast, jacket potatoes with fillings.
Desserts: Fruit cocktails with melted chocolate, ice-cream, etc.



Daily Work - Week beginning 8th June

	Subject(s) & Task
Monday	<ul style="list-style-type: none"> • English - Oak Academy - https://www.thenational.academy/year-5/english/setting-description-reading-comprehension-fact-retrieval-year-5-wk1-1 • Maths Oak Academy Position & Co-ordinates Lesson 3 - https://www.thenational.academy/year-5/maths/describing-positions-and-coordinates-year-5-wk1-3 <ul style="list-style-type: none"> • Read and record pages in reading record
Tuesday	<ul style="list-style-type: none"> • English - Education City - W/B 08.06.20 • Maths - Oak Academy Position lesson 4 - https://www.thenational.academy/year-5/maths/describe-position-after-translation-year-5-wk1-4 • Science - Education city Science tasks – W/C 01.06.20 <ul style="list-style-type: none"> • Read and record pages in reading record
Wednesday	<ul style="list-style-type: none"> • English - Education City - W/B 08.06.20 • Maths - Oak Academy Position lesson 5 - https://www.thenational.academy/year-5/maths/describe-position-after-translation-year-5-wk1-5 <ul style="list-style-type: none"> • Read and record pages in reading record • 15 minutes on Sam learning in target areas
Thursday	<ul style="list-style-type: none"> • English - Education City - W/B 08.06.20 • Maths - Oak Academy Reflection lesson 6 - https://www.thenational.academy/year-5/maths/to-identify-and-describe-reflections-year-5-wk2-1 <ul style="list-style-type: none"> • Read and record pages in reading record
Friday	<ul style="list-style-type: none"> • English - Extended writing task (see page below for instructions) <ul style="list-style-type: none"> • Maths- Oak Academy Reflection lesson 7 - https://www.thenational.academy/year-5/maths/to-describe-reflections-using-coordinates-year-5-wk2-2 <ul style="list-style-type: none"> • Read and record pages in reading record • D&T Cooking - Work can be completed over the next two weeks and shared on class dojo

Friday Extended Writing – Completed in Extended Writing Books or A4 paper

Wilderness



He had been out in the wilderness for over a month now. Jim Bridger had known some cold times in his life, growing up in the Alaskan wilderness with his family, but he couldn't remember a time when the wind's icy breath had bitten into his skin with such ferocity and spite.

His father had taught Jim all he knew about survival in the harsh climes of the north, and it was into this well of knowledge that he must now draw and drink deeply.

Jim's heart fluttered with excitement as the embers within the bundle of twigs he held protectively in his cupped hands responded to his pleading breath, dancing their orange waltz of hope in front of him...

Planning/Questions:

- What might the 'cold times' be that Jim experienced when he was growing up?
- What does it mean by saying that the wind had 'bitten' into his skin?
- When Jim drinks from this 'well' what is he actually doing?
- Why is his breath 'pleading'? What does this mean?
- What other survival techniques do you think Jim relies upon in the wilderness?

Something Extra?

Jim is a bit like an old fashioned version of Bear Grylls! Can you out together a Bear Grylls style survival guide?

Some other online resources you can use

Twinkl - Variety of resources for children to work through (including recipes).

BBC Bitesize - <https://www.bbc.co.uk/bitesize/dailylessons> - Variety of videos and lessons. Also on the red button/iPlayer on BBC channels there are lessons children can watch.

Oak National Academy - <https://www.thenational.academy/> - Online classroom for all year groups. This also includes foundation subject and has daily schedules you can follow.

White Rose Maths - <https://whiterosemaths.com/homelearning/> - Daily 20-30 min Maths lessons you can access. Watch video then worksheets related to the learning video.

The Maths Factor - <https://www.themathsfactor.com/>

Authorfy 10 minute challenge - <https://authorfy.com/10minutechallenges/> Challenges set everyday by authors.

Audible - Particular children's books have free access.

Harry Potter at home- <https://www.wizardingworld.com/collections/harry-potter-at-home>



A huge thank you to the children who are trying their best to take quizzes often and are moving up their reading range when they score 100%.

Reading Stars (Children who have scored 80%+ in quizzes between Saturday 23rd May- Wednesday 3rd June)

Weronika (2 quizzes), Ema (8 quizzes), Chuma, TJ, Liana, Reon (2 quizzes), Max (2 quizzes), Teodora (5 quizzes), Adam, Benjamin (5 quizzes), Avik (2 quizzes) Darius, Alicia, Victoria and Blanka.

A big well done to all of you have been able to access Education City and have been working hard with the home learning activities.

A special well done to the following who have achieved over 80% in the activities:

5LK: Avik, Tomas, Orlaith, Zofia, Teodora, Reon, Sophie, Josiah, Max, Victoria, Adam, Darius and Mair

5MT: Matei, Ella, Jessica, Liana, Michael, Nikola M, Allesandro, Ema, Chuma, Daniel, Evie and Nikola S.

We've had some "Star pupils" who've really settled back into their school tasks this week.

Benjamin for working incredibly hard in his reading.

Katie for being so hard-working and determined to achieve.

Sophie for phenomenal presentation of all her work.

Ella for continuing to amaze us with her progress.

Jessica for working independently and her attention to detail.

Chuma for choosing more challenging reading books.

Spellings can be tested at the end of the week

Year 5 and 6 Statutory Spellings

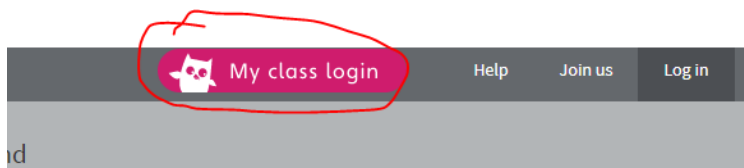
rhythm
sacrifice
secretary
shoulder
signature

sincere
sincerely
soldier
stomach
sufficient

Do not worry that we may have looked at some of these words previously. We will be repeating some of the spelling banks words to get us ready for year 6

As a school we have access to Oxford Owl online. This is the spelling programme we use as a school. We have set up class logins where the children can access some activities.

To access: <https://www.oxfordowl.co.uk/>



Click on this at the top. ↑

Enter log in details.

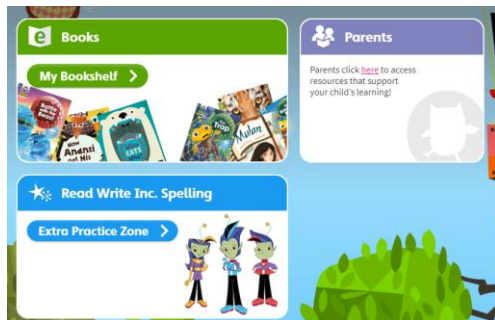
5MT: User - year5mt

Password - sacredheart

Enter log in details.

5LK: User - year5lk

Password - sacredheart



This is the page you will get. You can access books as well as the Read Write Inc spelling extra practice zone. Click in Extra Practice zone and children can work through a couple of these to help with their spellings.