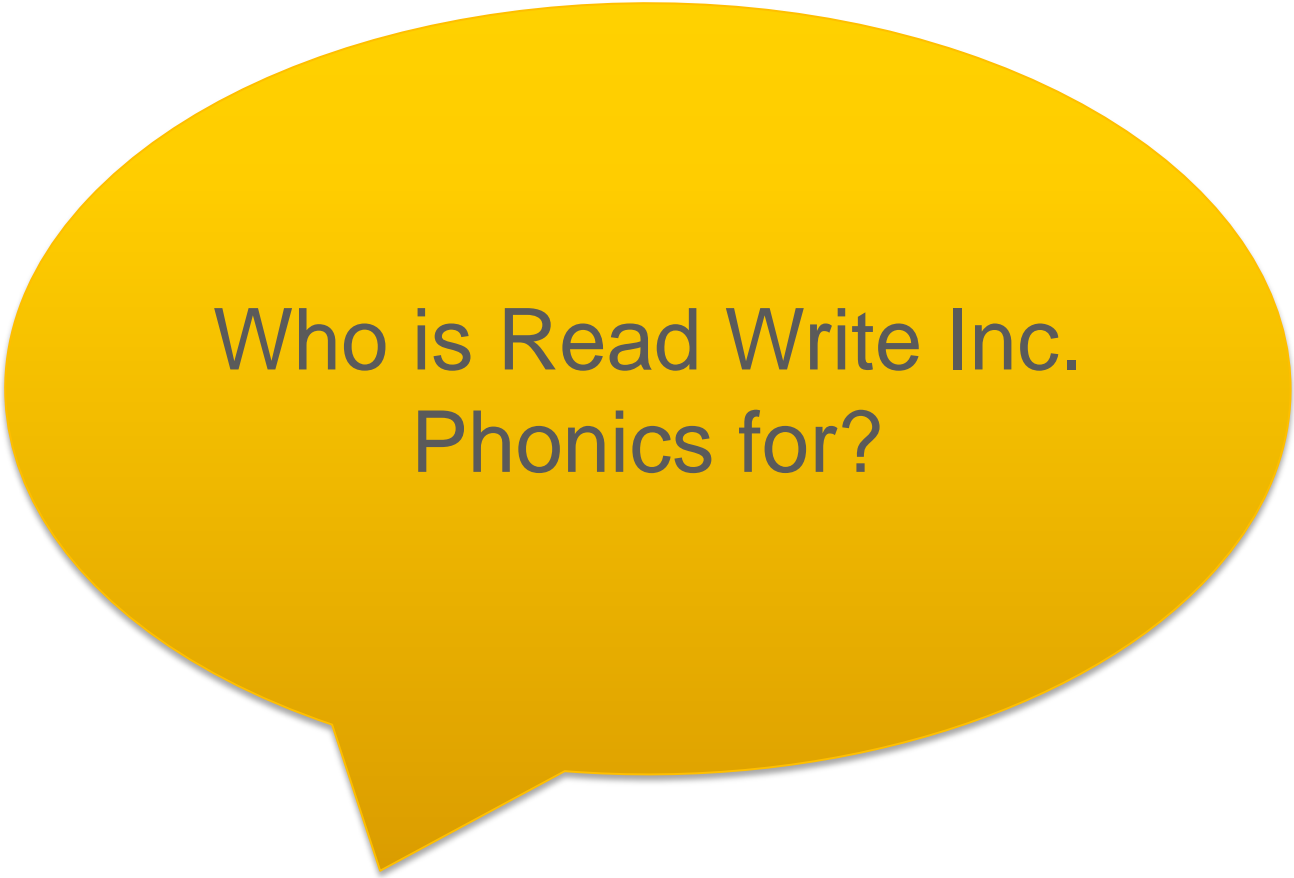


Phonics

- How we are going to improve the phonics of your children.

Teach a child to read
and keep that child reading [and talking]
and we will change everything.

A large, yellow, rounded speech bubble with a small tail pointing downwards and to the left, centered on a white background. The bubble has a subtle drop shadow.

Who is Read Write Inc.
Phonics for?

Who will be doing phonics at Somers Park?

Nursery and Reception children

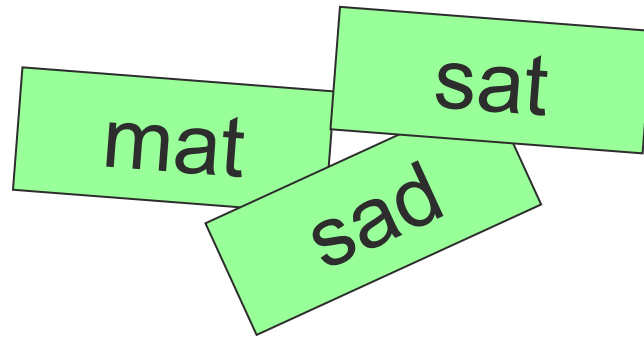
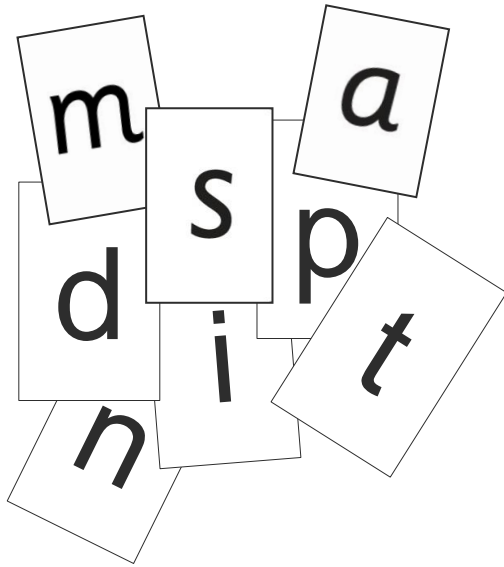
All Year 1 children

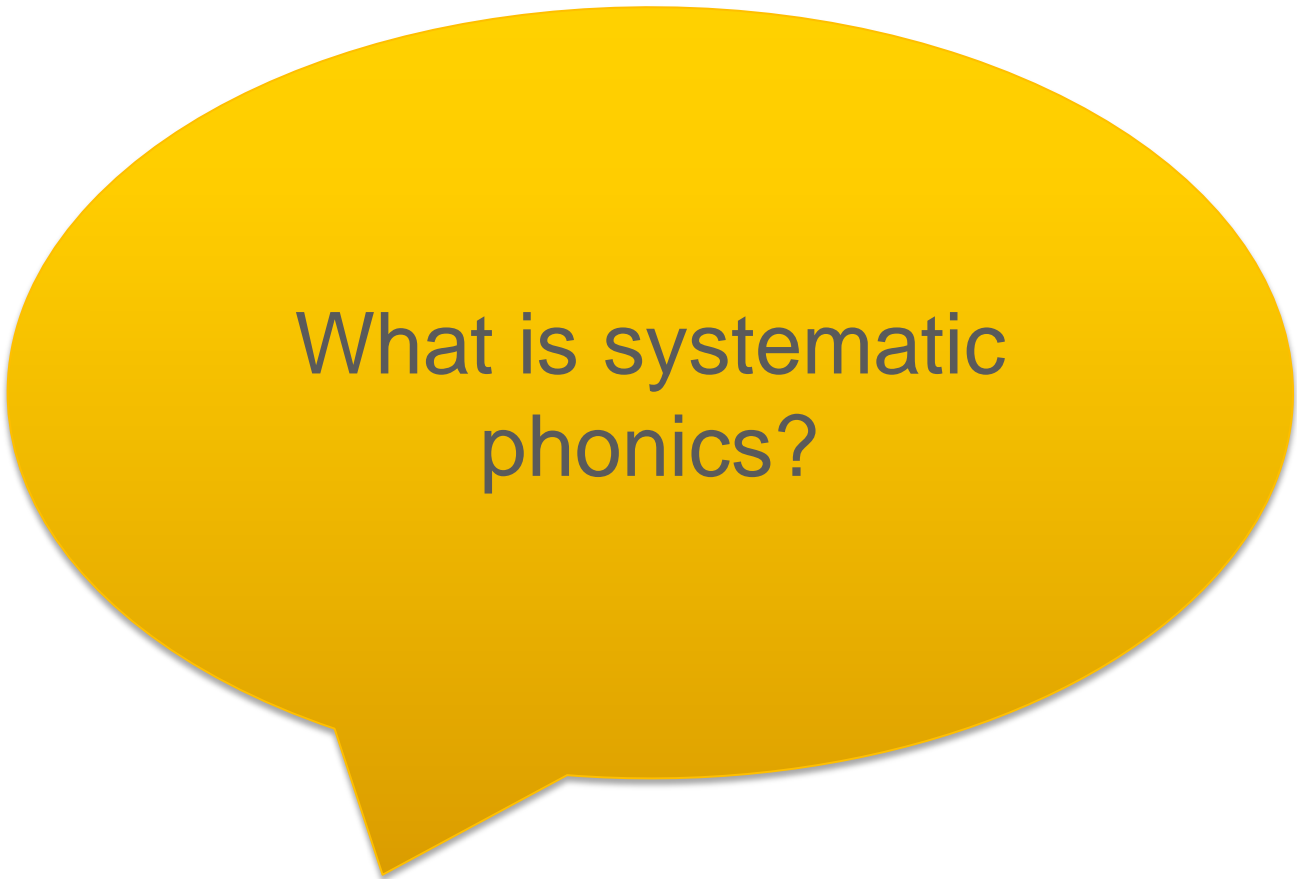
Year 2 children until they have completed the programme and are fluent readers.

A large, yellow, rounded speech bubble with a tail pointing towards the bottom-left corner, centered on a white background. The bubble has a subtle drop shadow.

What is Read Write
Inc. Phonics?

Systematic approach



A large, yellow, rounded speech bubble with a small tail pointing towards the bottom-left corner. The bubble is centered on a white background. At the top of the page, there is a solid yellow horizontal bar.

What is systematic
phonics?

Phonics

Sounds

Graphemes

English alphabetic code

- 44 sounds
- Over 150+ graphemes
- One of the most complex alphabetic codes in the world.

Speed Sounds chart

Complex Speed Sounds chart

Consonants: stretchy

f	l	m	n	r	s	v	z	sh	th	ng
ff	ll	mm	nn	rr	ss	ve	zz	ti		nk
ph	le	mb	kn	wr	se		s	ci		
					c					
					ce					

Consonants: bouncy

b	c	d	g	h	j	p	qu	t	w	x	y	ch
bb	k	dd	gg		g	pp		tt	wh			tch
	ck				ge							
	ch											

Vowels

a	e	i	o	u	ay	ee	igh	ow
	ea				ā-e	y	ī-e	ō-e
					ai	ea	ie	oa
						e	i	o

oo	oo	ar	or	air	ir	ou	oy	ire	ear	ure
ū-e			oor	are	ur	ow	oi			
ue			ore		er					
ew			aw							
			au							

Covered until
the children
are secure.

A large, yellow, rounded speech bubble with a small tail pointing towards the bottom-left corner. The bubble is centered on a white background. Inside the bubble, the text "How does Read Write Inc. use phonics to teach reading?" is written in a dark grey, sans-serif font.

How does Read Write
Inc. use phonics to
teach reading?

Simple Speed Sounds

Simple Speed Sounds chart

Consonants: stretchy

f	l	m	n	r	s	v	z	sh	th	ng
										nk

Consonants: bouncy

b	c	d	g	h	j	p	qu	t	w	x	y	ch
	k											

Vowels: bouncy

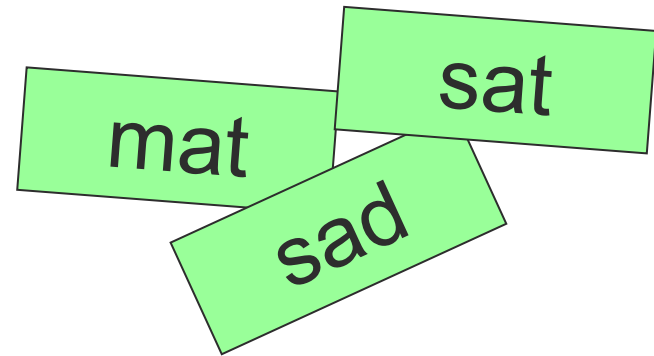
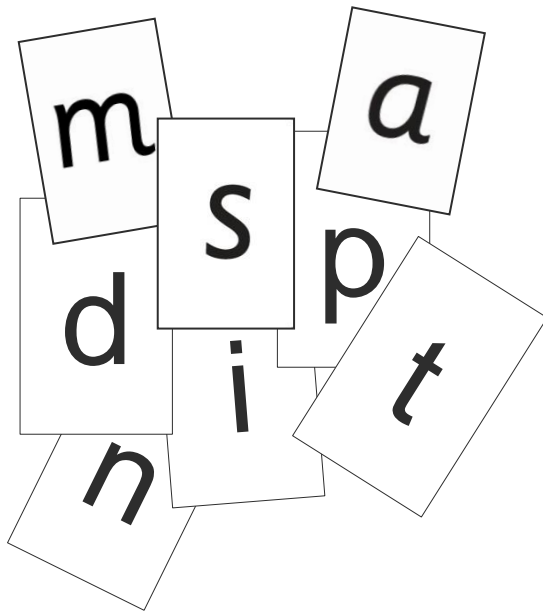
Vowels: stretchy

a	e	i	o	u	ay	ee	igh	ow
---	---	---	---	---	----	----	-----	----

Vowels: stretchy

oo	oo	ar	or	air	ir	ou	oy
----	----	----	----	-----	----	----	----

Blending using Fred Talk



Complex Speed Sounds chart

Complex Speed Sounds chart

Consonants: stretchy

f	l	m	n	r	s	v	z	sh	th	ng
ff	ll	mm	nn	rr	ss	ve	zz	ti		nk
ph	le	mb	kn	wr	se		s	ci		
					c					
					ce					

Consonants: bouncy

b	c	d	g	h	j	p	qu	t	w	x	y	ch
bb	k	dd	gg		g	pp		tt	wh			tch
	ck				ge							
	ch											

Vowels

a	e	i	o	u	ay	ee	igh	ow
	ea				ā-e	y	ī-e	ō-e
					ai	ea	ie	oa
						e	i	o

oo	oo	ar	or	air	ir	ou	oy	ire	ear	ure
ū-e			oor	are	ur	ow	oi			
ue			ore		er					
ew			aw							
			au							

Storybooks



A large, yellow speech bubble with a white outline and a drop shadow, pointing downwards and to the left. It contains the text "How does Read Write Inc. teach spelling?".

How does Read Write
Inc. teach spelling?

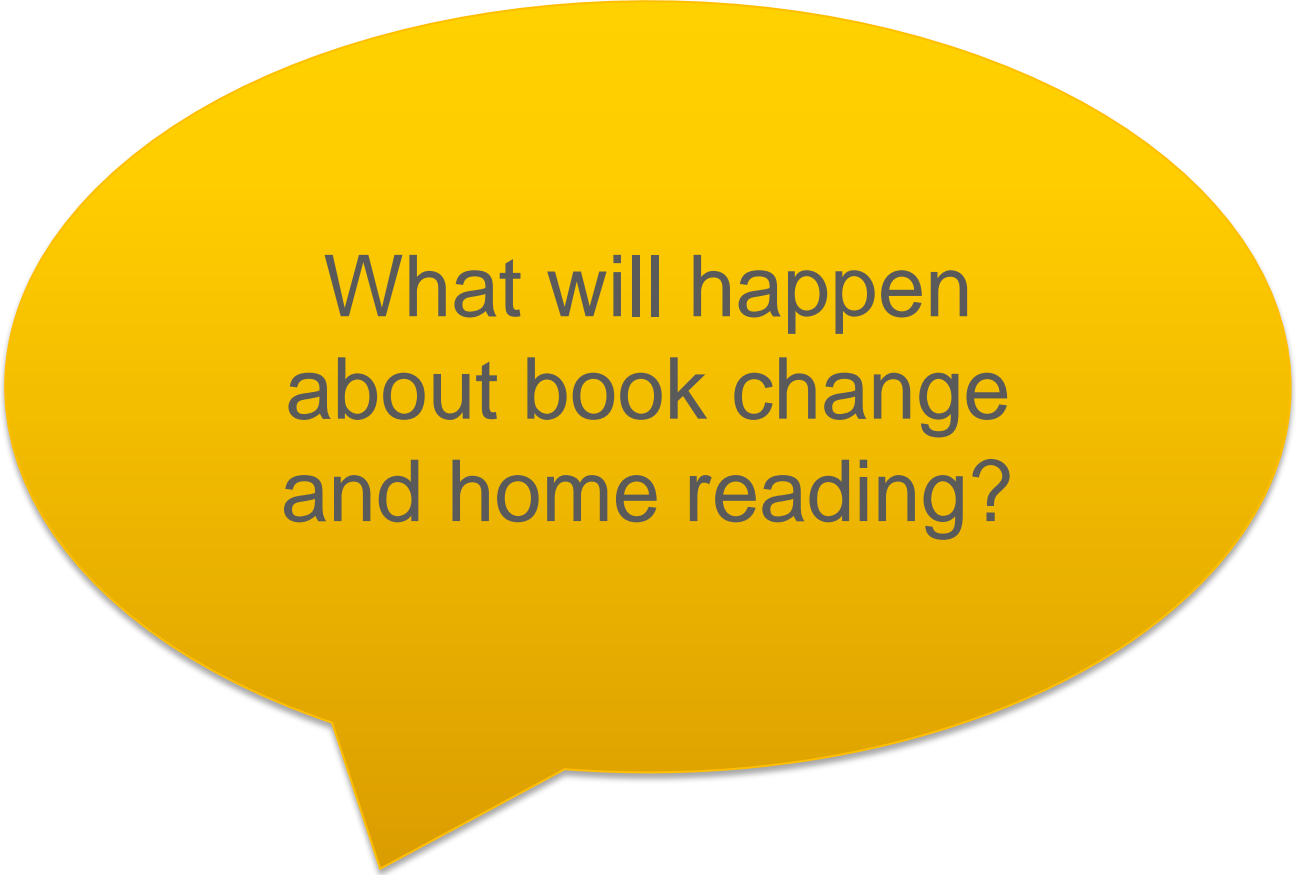
Fred Fingers



What should my child
read at home?

Read Write Inc. Storybooks



A large, yellow, rounded speech bubble with a small tail pointing downwards and to the left, centered on a white background. The bubble has a subtle drop shadow.

What will happen
about book change
and home reading?

Reading at home

We will still check children's reading records.

We expect children to read at least 4 times a week at home.

Your child will bring home a new phonic book each week (Wednesday). Please read this book each day with them. Repetition builds fluency.

On Wednesday your child will also bring home 2 reading scheme books to last the week.

A large, yellow, rounded speech bubble with a small tail pointing towards the bottom-left corner. The bubble is centered on a white background. At the top of the page, there is a solid yellow horizontal bar.

How can I help at
home?

Storytime

- Read *to* your children
- Ask lots of questions and share opinions

You're never too old, too wacky, too wild, to pick up a book and read to a child.

Dr Seuss

Read Write Inc. lessons

Support how your child is learning to read and spell in school.

- Pure sounds
 - accurate pronunciation is important
- Fred Talk
- Fred Fingers