

Week: 13th July 2020

Year 1 Home Learning Activities





Complete these daily activities.



| | Warm up to learning | English | Maths |
|-----------|--|--|---|
| Monday | Choose from: https://www.youtube.com/thebodycoachtv or https://www.youtube.com/user/CosmicKidsYoga | Choose from: https://www.bbc.co.uk/bitesize/dailylessons (What is a story?) or https://classroom.thenational.academy/schedule-by-year/year-1/ (To answer questions on a poem) | Choose from: https://www.bbc.co.uk/bitesize/dailylessons (O'clock) or https://whiterosemaths.com/homelearning/year-1/ (Measure length and volume 1) |
| Tuesday | Choose from: https://www.youtube.com/thebodycoachtv or https://www.youtube.com/user/CosmicKidsYoga | Choose from: https://www.bbc.co.uk/bitesize/dailylessons (Characters in stories) or https://classroom.thenational.academy/schedule-by-year/year-1/ (Commit a poem to memory) | Choose from: https://www.bbc.co.uk/bitesize/dailylessons (Half past) or https://whiterosemaths.com/homelearning/year-1/ (Measure length and volume 2) |
| Wednesday | Choose from: https://www.youtube.com/thebodycoachtv or https://www.youtube.com/user/CosmicKidsYoga | Choose from: https://www.bbc.co.uk/bitesize/dailylessons (What is a setting?) or https://classroom.thenational.academy/schedule-by-year/year-1/ (To create rhyming words) | Choose from: https://www.bbc.co.uk/bitesize/dailylessons (Writing and Measuring time) or https://whiterosemaths.com/homelearning/year-1/ (Measuring in the real world 1) |
| Thursday | Choose from: https://www.youtube.com/thebodycoachtv or https://www.youtube.com/user/CosmicKidsYoga | Choose from: https://www.bbc.co.uk/bitesize/dailylessons (Planning and Writing a story) or https://classroom.thenational.academy/schedule-by-year/year-1/ (To begin to write a poem) | Choose from: https://www.bbc.co.uk/bitesize/dailylessons (Compare times) or https://whiterosemaths.com/homelearning/year-1/ (Measuring in the real world 2) |
| Friday | Choose from: https://www.youtube.com/thebodycoachtv or https://www.youtube.com/user/CosmicKidsYoga | Choose from: https://www.bbc.co.uk/bitesize/dailylessons (Reading lesson) or https://classroom.thenational.academy/schedule-by-year/year-1/ (Signing off) | Choose from: https://www.bbc.co.uk/bitesize/dailylessons (Challenge of the week) or https://whiterosemaths.com/homelearning/year-1/ (Measuring in the real world 3) |

Year 1 Topic Planning – Antarctica & Australasia

| | | | |
|---|---|---|--|
| <p>The Continents Geography</p> <p>Use this video link to find out some interesting information about the Antarctic. Can you present some of this information on a poster, leaflet, PowerPoint presentation?</p> <p>https://classroom.thenational.academy/lessons/what-is-antarctica-like</p> | <p>Pick up a Penguin Art</p>  <p>Can you make a penguin a bit like this one?</p> <p>These ones have been made with felt and a plastic spoon, but they will look just as good using paper that you colour in.</p> | <p>Ten things in my pocket English</p> <p>Draw or write a list of ten things that you would need to take to explore the Antarctic. You will have to do some research about the place first so that you will be able to work out the best ten items to list. Could you ask a family member to write their list for you to compare?</p> | <p>Dressed for the occasion Geography</p> <p>Design an outfit for an explorer to the Antarctic. Can you label the features?</p> <p>Use your research of this continent to think about what it needs or could have on it to help you on your journey.</p> |
| <p>Hot clothes for a cold day Science</p> <p>Can you discover which material would keep the cold out for the longest? Using an ice cube for each material and an elastic band to wrap with. Dress up several ice cubes in different materials. You could choose kitchen roll or foil, a furry fabric toy, a tea towel, a bath towel, a cushion cover or pillow case. Remember to ask permission first and think about making sure it is a fair test. For example:- Would it be fair to put an ice cube wrapped in foil in the freezer to help it to stay frozen and win?</p> | <p>Hakka Sport</p> <p>New Zealand's rugby team perform the Haka before their international games. The Haka was traditionally performed by Maori's as they prepared to go into battle and the All Black's have adopted it to scare their opposition! See if you can learn a Haka.</p> <p>New Zealand Rugby Haka https://www.youtube.com/watch?v=yiKFYTFJkw</p> | <p>Australian Christmas Dinner Food Technology</p> <p>As Australia is on the opposite side of the world, their seasons are opposite too. This means Christmas falls in their summer when it is really hot. Because of this most Australians have a picnic for their Christmas dinner or even a bbq on the beach! Plan your ideal Australian Christmas dinner, what would you eat? Don't forget a starter and dessert. Would you rather have a picnic or a bbq?</p> | <p>Flag Bunting Geography/Art</p> <p>This is the last week to add to your bunting. Hopefully you have enjoyed learning about and creating flags from around the world. Australasia had 54 countries to choose from so have fun!</p>  |

| | | | |
|---|--|--|---|
| <p style="text-align: center;">Design an Island</p> <p style="text-align: center;">English</p> <p>There are over 10,000 islands in this continent, many of them are tiny and uninhabited. If you discovered a new island, what would you build on it? Where would you live and what would you grow to eat? Who would you invite to your island?</p> <p>Money is no object so design your own island and describe what you have done to it and why.</p>  | <p style="text-align: center;">Snow</p> <p style="text-align: center;">English</p> <p>Australia has a very warm climate and so it hardly ever snows in Australia.</p> <p>Write a letter to a penpal in Australia telling them about snow. Remember to explain what snow is, when we get it, what it looks like and what you can do in it.</p> <p>Or you could write a poem about snow. Poems don't have to rhyme but they are descriptive so create a word bank or great adjectives you can use first.</p>  | <p style="text-align: center;">Aboriginal Art</p> <p style="text-align: center;">Art</p> <p>Before canvasses were used for art the Aborigines would paint their bodies or draw in the sand both of which could be removed easily as their pictures were so sacred, they didn't want westerners to see them. They also used dots for their art to disguise the sacred meanings of their pictures.</p> <p>Using a cotton bud to make the dots, create your own piece aboriginal art</p>  | <p style="text-align: center;">Commonwealth</p> <p style="text-align: center;">Citizenship/Geography</p> <p>The Commonwealth is a group of 54 countries that have Queen Elizabeth II as their Head of State. They work together to support each other with making laws and trade deals as well as ensuring democracy and equality. 9 of the countries in Australasia are in the Commonwealth including Australia and New Zealand. Carry out some research on the Commonwealth and see if you can find some of the other countries that are part of it.</p>  |
| <p style="text-align: center;">Memories</p> <p>Draw a picture of yourself in the style of one of the artists we have learned about over lockdown.</p> <p>Label this picture with words that explain how lockdown has made you feel.</p> | <p style="text-align: center;">Memories</p> <p>Make a list of all the good things that have come out of lockdown for you and your family</p> <p>e.g seeing more of your parents/carers, playing more, not having to wear school shoes...</p> | <p style="text-align: center;">Animals</p> <p style="text-align: center;">Science</p> <p>The animals you would find in Antarctica are rather different from other animals we have been looking at recently. Can you make a fact file on 2 or 3 different animals you would find? Find out where their homes are and how they have adapted to live in such chilly conditions!</p> | <p style="text-align: center;">Ice painting</p> <p>In advance, with a little help fill 3 fingers of a rubber glove with water mixed with red, yellow and blue paint. Then put in the freezer overnight. Make a colour wheel with 6 sections. (You could draw around a plate).</p> <p>Use your ice paints to fill in your colour wheel. Start by filling in the red, yellow and blue sections. Then mix your ice paints together to fill in the other sections. Once your colour wheel is complete, label the colours you have made.</p> |

Year 1 Phonics (Approx. 15mins per day)- pattern of the week: adding un- as a prefix to words

Draw a picture to match this word.




If this word did not have un- at the start, it would mean the opposite.



Can you think of more pairs of words that have opposite meaning when you remove the -un-?

Read these sentences then change the word that is written in **bold** font by adding un- to the start. Now re-read them, do they still make sense?



1. Add un- to write a new word to complete the sentences.

- a) Dan was _____ to Joe.
kind
- b) Sue was _____ and wouldn't clean her room.
helpful
- c) "Can you _____ my coat?" Henry asked.
button
- d) I will _____ the door.
lock
- e) Tia was _____ and lost the game.
lucky

Look at this sound family mat through the summer holidays and see how many you can spot in books, on packages, posters and on signs.

| | | | | | | | | |
|-------|-------|---------|---------|----------|--------|--------|--------|--------|
| ai | oi | ee | ow | er | air | igh | or | ar |
| rain | coins | teeth | clown | corner | fair | flight | torn | alarm |
| say | boys | meal | pound | burn | bear | lies | walk | father |
| lame | | monkey | | firm | care | slide | four | calf |
| they | | these | | flour | where | fly | caught | |
| eight | | chief | | earned | | hi | floor | |
| | | happy | | | | | core | |
| | | | | | | | lawn | |
| oa | oo | ch | sh | s | n | m | j | |
| boat | book | church | shout | sorry | noodle | man | jelly | |
| grow | flew | picture | chef | scissors | knee | lamb | fudge | |
| goes | tune | hutch | caption | cease | gnome | | gadget | |
| bone | value | | mission | | | | | |
| go | you | | facial | | | | | |
| | | | sure | | | | | |

© Teacher's Pet Ltd. www.get.co.uk

My Spelling Patterns Mat