

Our School Values	
Love	We show love by learning about and exploring different materials and artists and talking about what we like about art.
Unity	We show unity by working together and sharing ideas.
Courage	We show courage by having a go at using or doing something new in our art & design.
Inspiration	We show inspiration by expressing ourselves through our art & design.



## Year 6

### Art

### Drawing/Portraiture



#### NC Objectives:

To produce creative work, exploring their ideas and recording their experiences. To become proficient in sculpture techniques. To evaluate and analyse creative works using the language of art, craft and design. To know about great artists, and understand the historical and cultural development of their art form.


### Knowledge I already know

I know the basic proportions of the face: its oval shape and general proportions.  
I know how to draw eyes and mouths accurately and with precision.  
I know that the pencil's grade describes how soft the lead is and can make purposeful selections of pencil.  
I know that artists use a wide range of techniques to create tone, form and texture, including shading, stippling, hatching, cross-hatching, random hatching and removing a media to create highlights.

### Knowledge I will learn



**Portraiture:** I know that the edges of the nostrils line up with the tear ducts of the eyes.  
**Line, Tone and Form:** I know that artists can use a wide range of techniques to create tone and form (including contour shading, contour hatching and scumbling).  
**Line:** I know that lines can be used to create feeling and emotion in a composition (expressive line).  
**Colour:** I know that monochrome is where a composition only uses different tones of a single colour.  
**Other:** I know that media can be used together and overlapped for effect. This is called mixed media.






### Artist in focus—Frank Auerbach



He was Jewish and was evacuated from Berlin to England during WW2. Both of his parents died in concentration camps.  
He used both charcoal and paint.  
In both media, his work is expressive and semi-abstract.  
In drawing, he uses lines and mark-making very expressively to create a disturbing atmosphere.

### Key Vocabulary

Word	Definition
Expressionism	A style of art where the artist is trying to communicate emotion rather than create an accurate image of the world.
Expressive line	Curved lines with lots of movement that follow less obvious paths. They often create movement, energy and emotion. 
Scumbling	A form of mark making with several definitions. In drawing, scribble-like lines are overlapped to create texture and tone. 
Contour shading	Shading (creating light and dark using a pencil) where the movements of the pencil follow the contours (form) of the object.
Contour hatching	A type of shading where hatching lines follow the contours (form) of the object.
Monochrome	Only using different tones of a single hue. Often used to describe work which is grayscale.
Mixed media	Where more than one media are used at the same time to create artwork. These may be overlapped for effect.
Physical texture	The texture you would experience if you were to touch the artwork.

LI: I can accurately draw a nose.	LI: I can use a range of techniques to create texture, tone and form.	LI: I can critically reflect on an artist's style.	LI: I can create expressive lines using different media	LI: I can create emotion in my artwork through my use of line, media and mark-making.
 Skills development and purposeful practice. Drawing pencils	 Careful observational self-portrait Drawing pencils	 Artist comparison: Frank Auerbach vs. Frida Khalo.	 Exploration different drawing media to create expressive lines. Charcoal, chalk, fineliner, ink, drawing pencils	 Creating outcome Charcoal, chalk, fineliner, ink, drawing pencils
