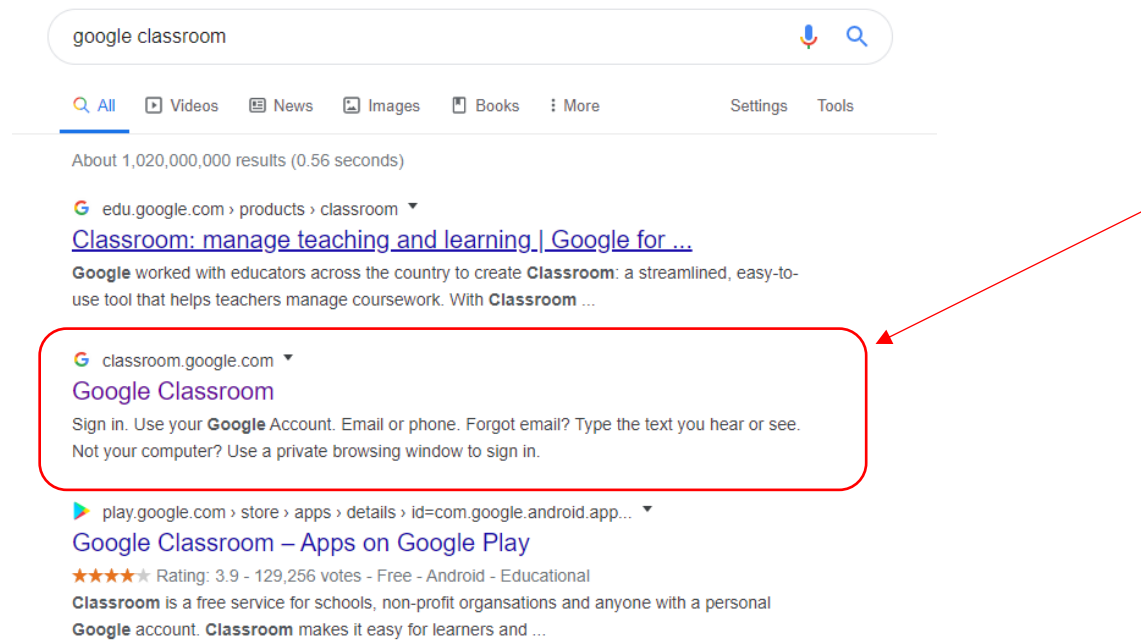


How to use Google Classroom

This year we would like you to share your home learning on our year 5 Google Classroom page.

Here's how it works...

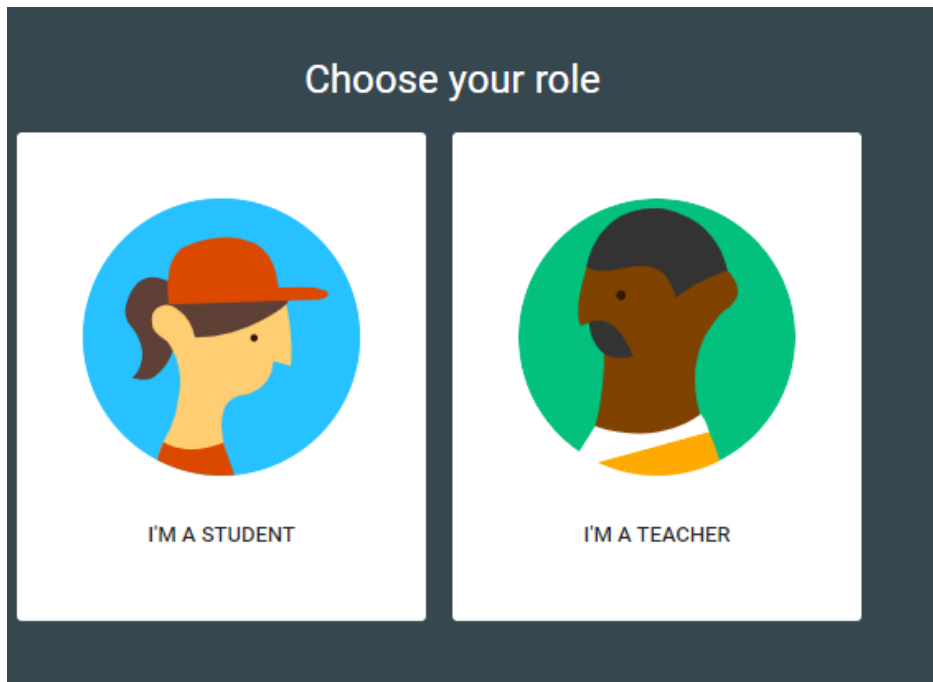
Type in google classroom to your browser and select the address shown.



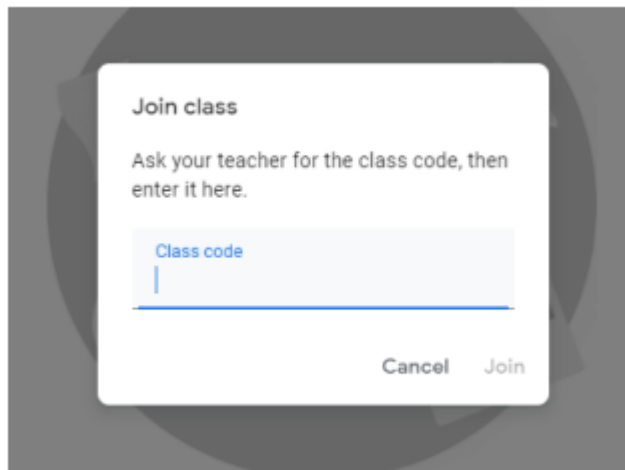

Sign in with your email and password

A screenshot of the Google sign-in page. At the top is the Google logo, followed by "Sign in" and "Use your Google Account". Below this is a text input field labeled "Email or phone" with a blue border. To the left of the input field is a blue link "Forgot email?". Below the input field is a blue link "Not your computer? Use Guest mode to sign in privately. Learn more". At the bottom left is a blue link "Create account" and at the bottom right is a blue button labeled "Next".

Select **student**



Click on the plus sign



Add the code for your class

5AD = 6udbplp

5DS = p33shkr

5HC = wje3ic5

Now you will see your class and will be able to share your home learning. The teachers and other children in the class will be able to see. Remember, if you want to contact us one to one you can still do so by emailing year5@bishopaldhelms.poole.sch.uk